

Development of Regenerable, High-Capacity Boron Nitrogen Hydrides For Hydrogen Storage

Ashok S. Damle

RTI International

DOE EERE Program Review May 18, 2006

This presentation does not contain any proprietary or confidential information



Overview

Timeline

- Project start – 3/15/2005
- Project end – 11/30/2008
- Percent complete - 10

Budget

- Total project funding
 - ◆ DOE share - \$ 1.6M
 - ◆ Contractor share - \$ 0.4M
- Funding received in FY04 - 0
- Funding for FY05 - \$ 0.2M
- Funding for FY06 - \$ 0.15M

Barriers

- A – Storage system and fuel cost
- B – Gravimetric/volumetric hydrogen storage density
- R – Cost effective regeneration processes

Partners

- State Scientific Research Center of Russian Federation (GNIChTEOS)
- Intematix Corporation

Objectives

- Overall** – Develop a boron-nitrogen hydride-based hydrogen storage system to meet U.S. DOE's 2015 hydrogen density and cost targets.
- Hydrogen Release** – Develop an efficient on-board heating system to extract most of the hydrogen from ammonia-borane (NH_3BH_3).
- Regeneration** – Develop an off-board, energy efficient, integrated process for regenerating spent materials (\sim BN) utilizing commodity hydrogen and chemicals.

Technical Barriers Addressed

- ◆ A – Storage system and fuel cost (2015 targets: System cost \$67/ kg H₂; Fuel \$2 to 3/GGE (~kg H₂))
- ◆ B – Gravimetric/volumetric hydrogen storage density (2015 targets: 0.09 kg H₂/kg and 0.081 kg H₂/L)
- ◆ C – Energy efficiency
- ◆ D – Durability
- ◆ E – Refueling Time
- ◆ G – System Life-Cycle Assessment
- ◆ R – Cost effective regeneration processes
- ◆ S – By-Product/Spent Material removal
- ◆ T – Thermal Management for hydrogen extraction

Phase I Program Approach

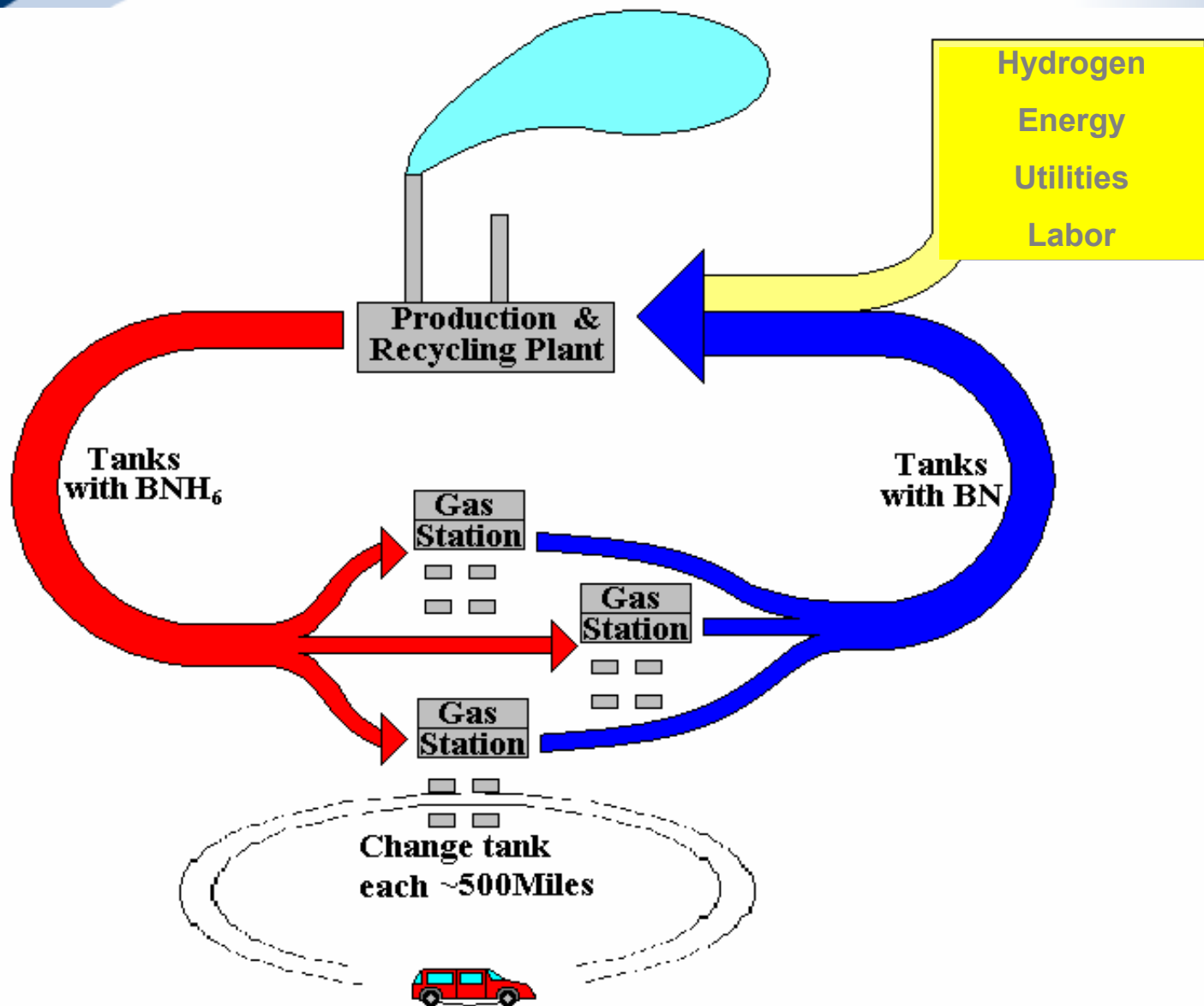
- **Task 1 – Regeneration** - Demonstrate individual chemical steps for converting BN to ammonia-borane.
- **Task 2 - Hydrogen Release** – Ammonia-borane heating approaches for maximum hydrogen yield.
- **Task 3 – Recycle Spent Products** – Regeneration of ammonia-borane decomposition products.
- **Task 4 – Preliminary Storage System Design**
Develop a preliminary prototype (1 kg hydrogen capacity) design with >9 wt% hydrogen capacity.
- **Task 5 – Feasibility** - Determine technical and economic feasibility.

Ammonia-borane Properties

- Molecular Formula – NH_3BH_3
- White crystalline solid – stable in ambient air
- Hydrogen Content – 19.6% by weight
- Density - 0.74 g/cm³
- Heat of formation - -42.54 kcal/mole
- Melting temperature ~ 105°C
- Solubility at 20 °C is ~ 33.6 g in 100 g of water.
- Water solutions of Ammonia-borane are also very stable during long term storage.

Ammonia-borane for Transportation

- On-Demand Decomposition by Direct Heating.
- Hydrogen combustion or electrical heating powered by Fuel Cell - Net material-based Hydrogen Density > 17% by wt with complete hydrogen release.
- Spent Boron Nitride must be converted to Ammonia-borane (AB) Off-board in a central processing facility utilizing commodity hydrogen.
- Develop AB Distribution / BN Recycling Network.



Aminoborane in close energy transfer cycle

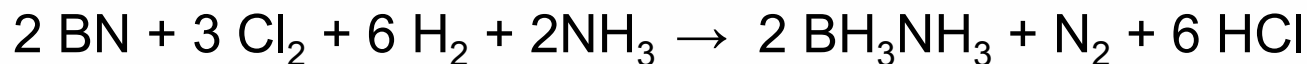
Technical Accomplishments

- **Task 1 – Regeneration** – Initiated BN chlorination studies at laboratory scale – literature search for process conditions, catalysis, reactor materials, product separation and analytical techniques.
- **Task 2 - Hydrogen Release** – Conducted controlled ammonia-borane heating studies. Demonstrated release of 85% of available hydrogen in < 30 seconds; confirmed with elemental analysis of the decomposition residue.
Material-based hydrogen density achieved ~ **16.5 wt%**
- **Task 4 – Preliminary Storage System Design**
Identified components for the prototype design.

Task 1 - Ammonia-borane regeneration

Reaction	Reaction Enthalpy
$2 \text{BN} + 3 \text{Cl}_2 \rightarrow 2 \text{BCl}_3 + \text{N}_2$	-36.8 kcal/mole BN (1000 C)
$2 \text{BCl}_3 + 6 \text{H}_2 \rightarrow \text{B}_2\text{H}_6 + 6 \text{HCl}$	+32.1 kcal/mole BCl_3 (400 C)
$\text{B}_2\text{H}_6 + 2\text{NH}_3 \rightarrow 2 \text{BH}_3\text{NH}_3$	-20.9 kcal/mole BH_3NH_3 (30 C)

Overall Reaction



Overall Reaction Enthalpy \sim -25.6 kcal/mole BH_3NH_3
(exothermic)

Task 1 – Activities

- Literature review for conducting BN chlorination; process temperature ~ 1000 C; catalysis – group Ib, VIIb and VIII element chlorides; reactor materials – quartz, alundum; product separation and analysis.
- Diborane synthesis by hydrogenation of boron chloride - the most challenging process step but is industrially practiced.
- Prior experience in synthesizing AB from diborane.
- Laboratory apparatus assembled for studying BN chlorination, product separation, and analysis of gas streams and liquid samples.

Task 2 - Hydrogen Release

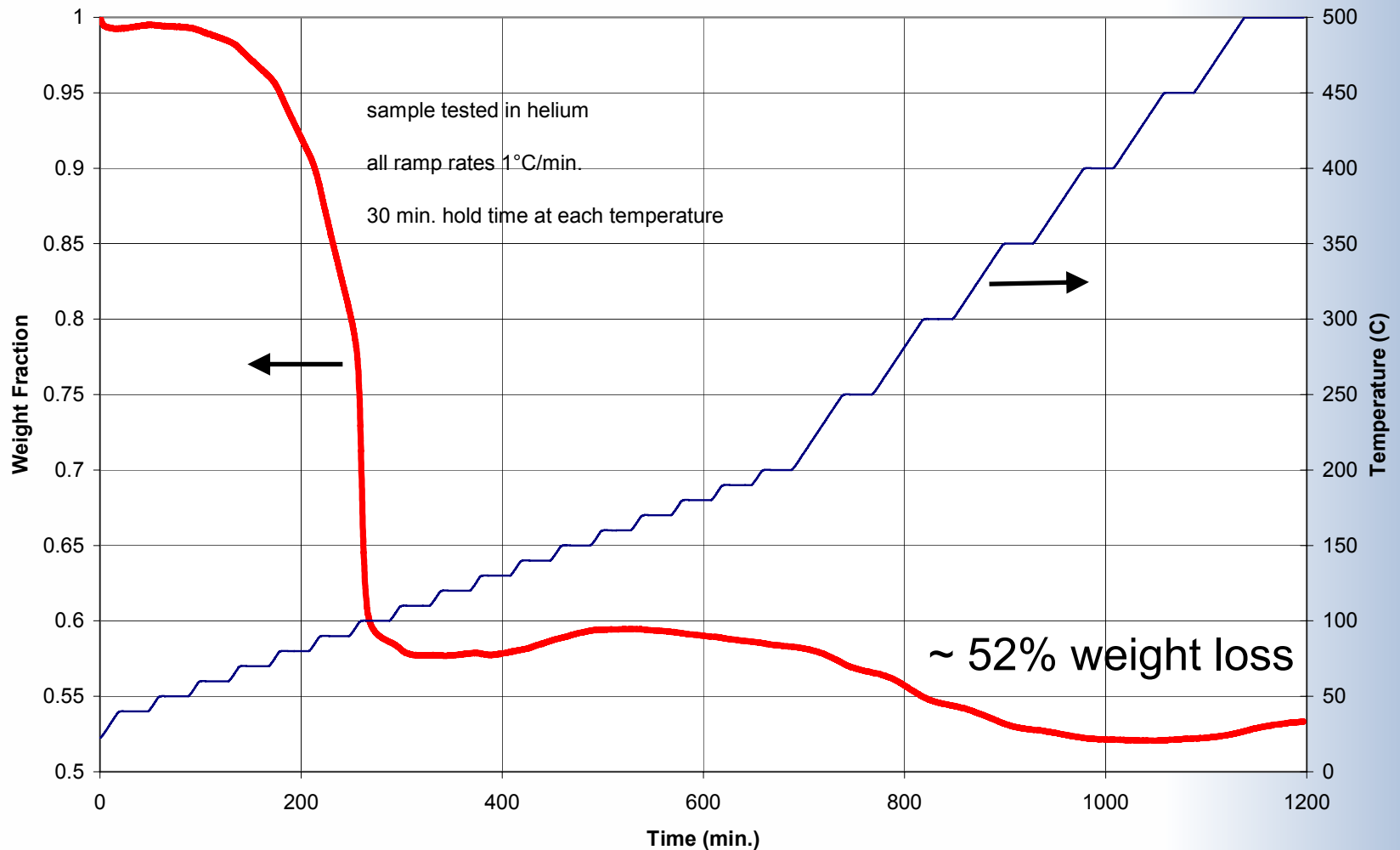
- Two possible modes of supplying heat: direct hydrogen combustion, Resistive heating using fuel cell power.
- AB cartridge design: a) Fixed material cartridge with heat directed to progressive zones – simple compartmentalized cartridge design -- slower heating rate, intermediate products.
- AB cartridge design: b) dispensing in a fixed hot zone – rapid heating rate, need separate product storage and solid powder/pellet dispensing system.

Task 2 – TGA-MS Activities

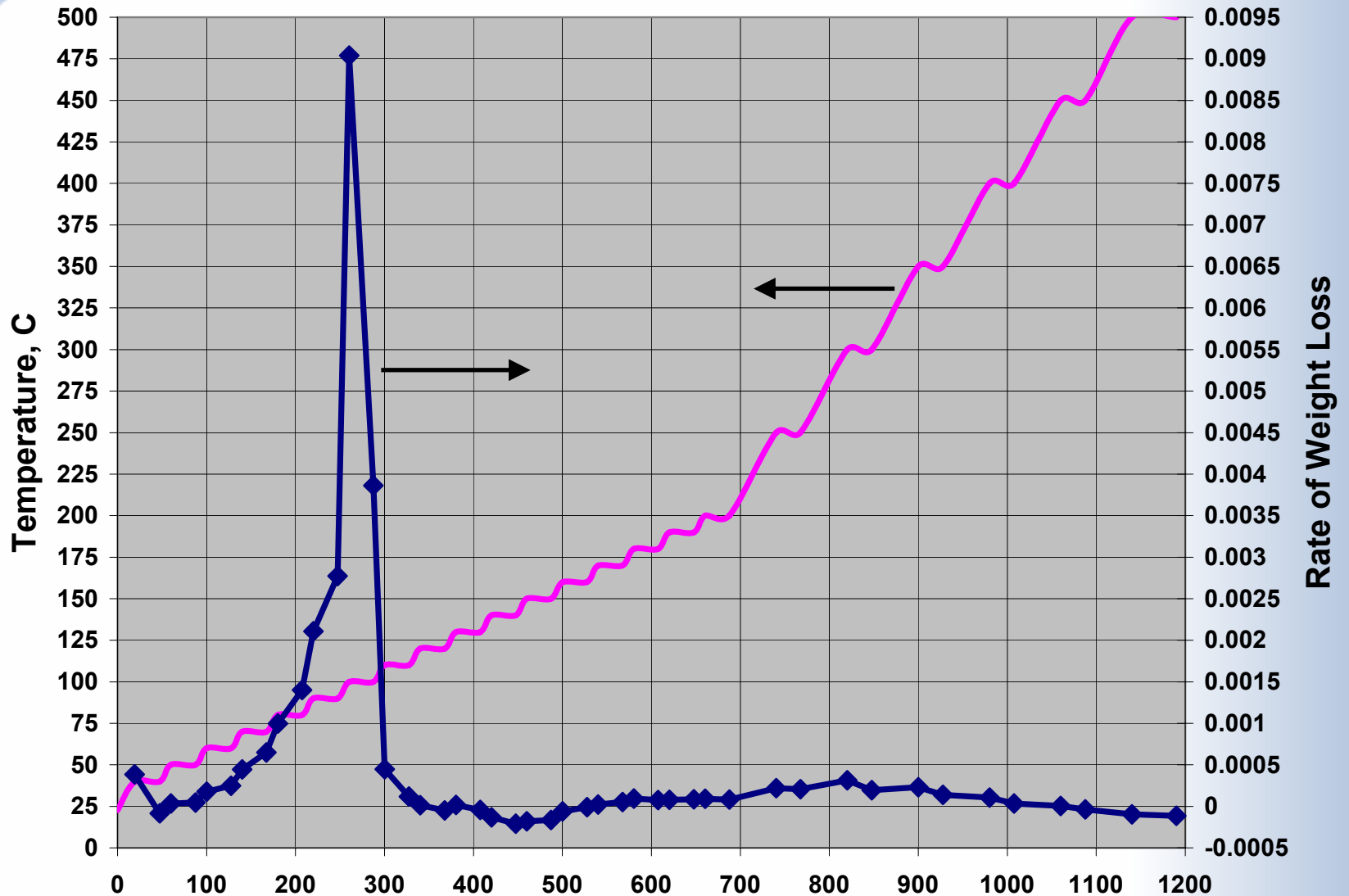
- TGA studies conducted with controlled heating patterns, ramp rate, hold times and final temperatures.
- All TGA studies experienced mechanical loss of sample due to melting and subsequent gas release through melt regardless of ramp rate.
- Maximum rate of weight loss was at 100 °C coincident with first stage hydrogen release.
- Exit gas analyzed by online Mass Spectrometer for species identification.

TGA Sample weight loss

TGA of Aminoborane



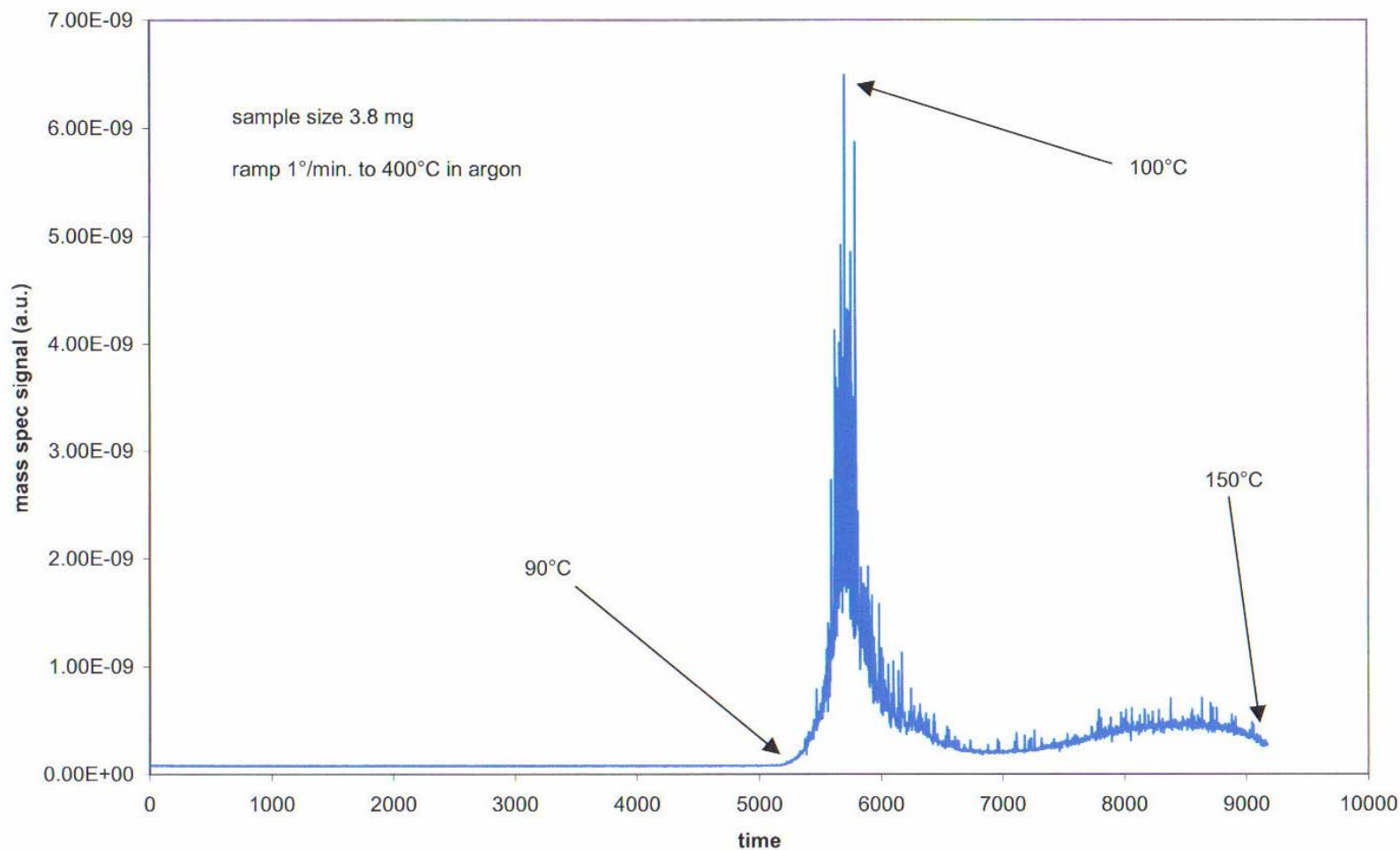
Rate of Weight Loss with Temperature



MS analysis of Gas Released - Hydrogen

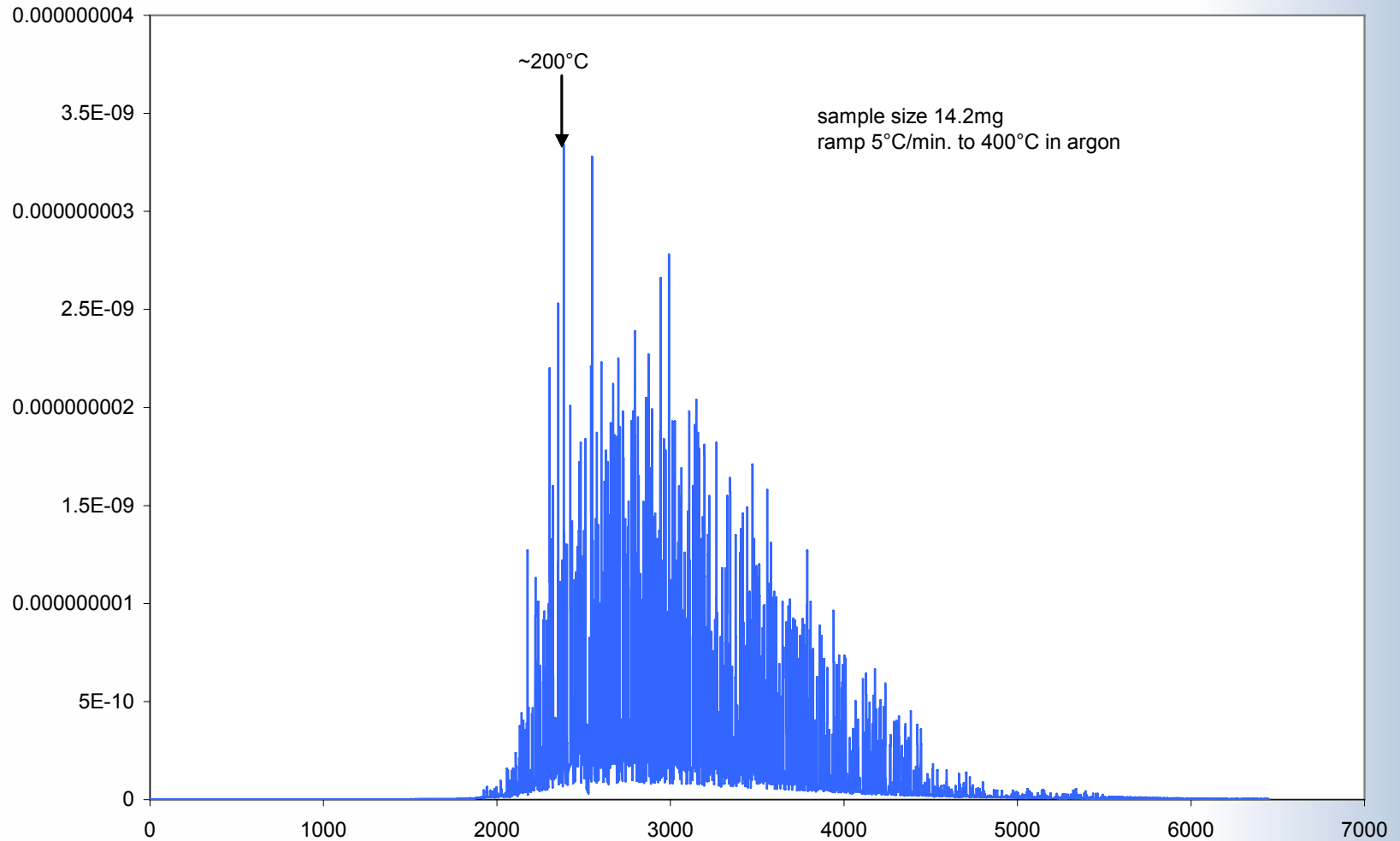
plot 1 of 2

Ammonia Borane mass spec data / mass 2 (hydrogen)



MS analysis of Gas Released - Borazine

Ammonia Borane mass spec data / mass 80



Conclusions from TGA-MS studies

- First stage hydrogen release occurs at ~ 100 °C with a second stage release at ~ 140 °C. Hydrogen release at < 90 °C temperature below MS detection limit.
- Melting of ammonia-borane also around 100 °C caused foaming of sample and mechanical weight loss in TGA studies.
- All of the detectable higher MW emissions occurred after reaching 175 °C, e.g. MW = 54 ($B_2N_2H_4$) and MW = 81 ($B_3N_3H_6$ - borazine).
- Melting of ammonia-borane and foaming as hydrogen is released – possible problem in progressive heating approach.

Task 2 – High Temp. Reactor Studies

- High temperature tubing reactor used for quantitative determination of hydrogen released as a function of reactor temperature and sample hold time.
- Reactor temperature was varied from 400 to 500 °C and sample hold time was varied from 15 sec to 10 minutes.
- Amount of gas generated was measured by direct water displacement.
- Ammonia-borane decomposition residue analyzed for elemental composition.

High Temperature Reactor Test Results

- Specific gas release of ~ 1980 cc/g ammonia-borane at 500 °C. (~ 85% of the maximum possible hydrogen).
- Material-based hydrogen density achieved ~ **16.5 wt%**.
- Specific gas release at 500 °C ~ 10% greater than at 400 °C.
- Hold time of 30 seconds is adequate for gas release.
- Elemental analysis of the residue indicated composition of $\text{BN}_{0.9}\text{H}$ – consistent with observed specific gas release.
- GC analysis of gas indicated hydrogen purity ~ 98.5%.
- The nature of impurities analyzed by Mass Spectrometry.

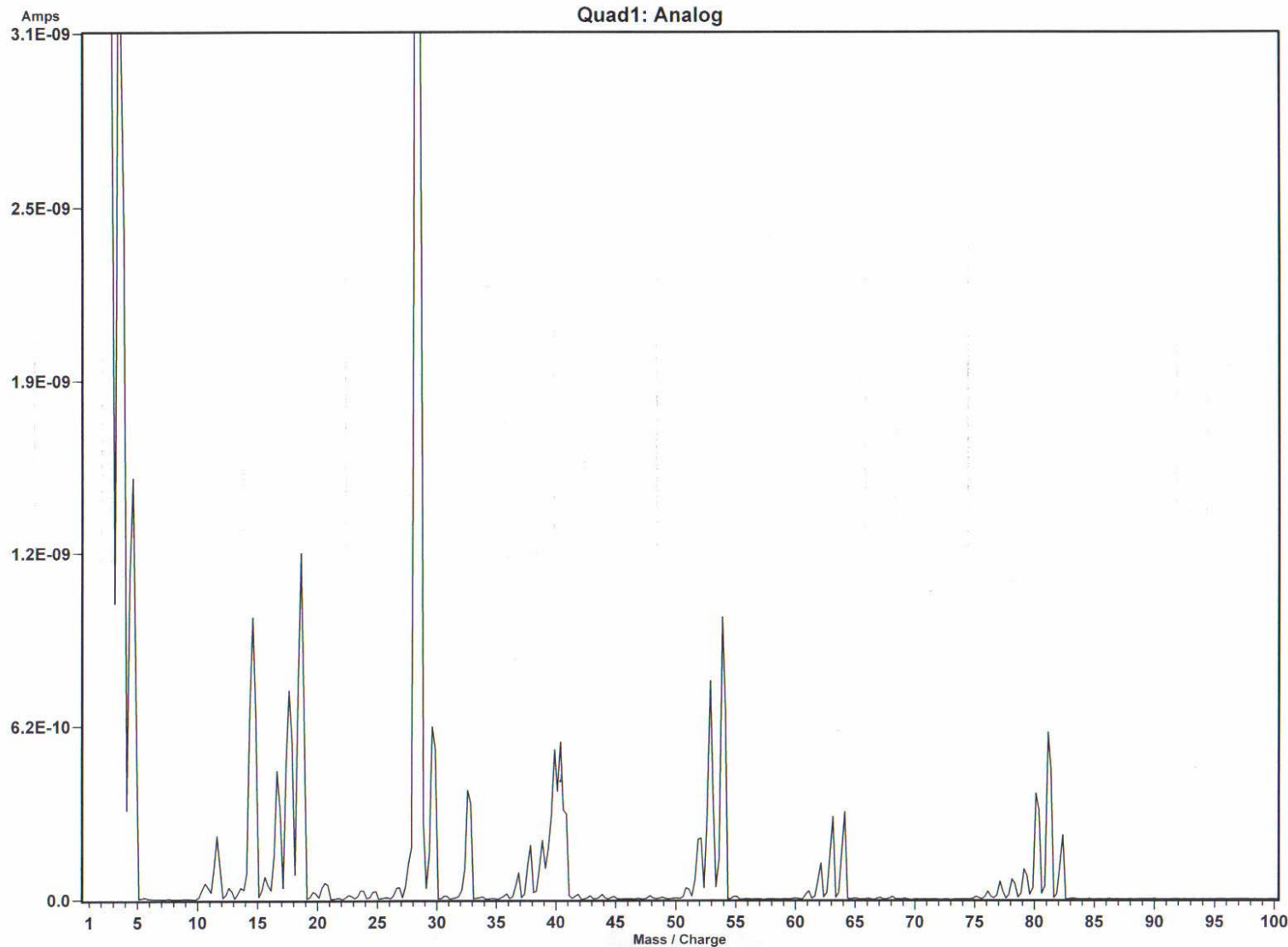
MS analysis of HT Reactor Gas

Dycor System 2000

09/27/05 09:25:35

Aminoborane reactor sample

092705b 001 002.dat



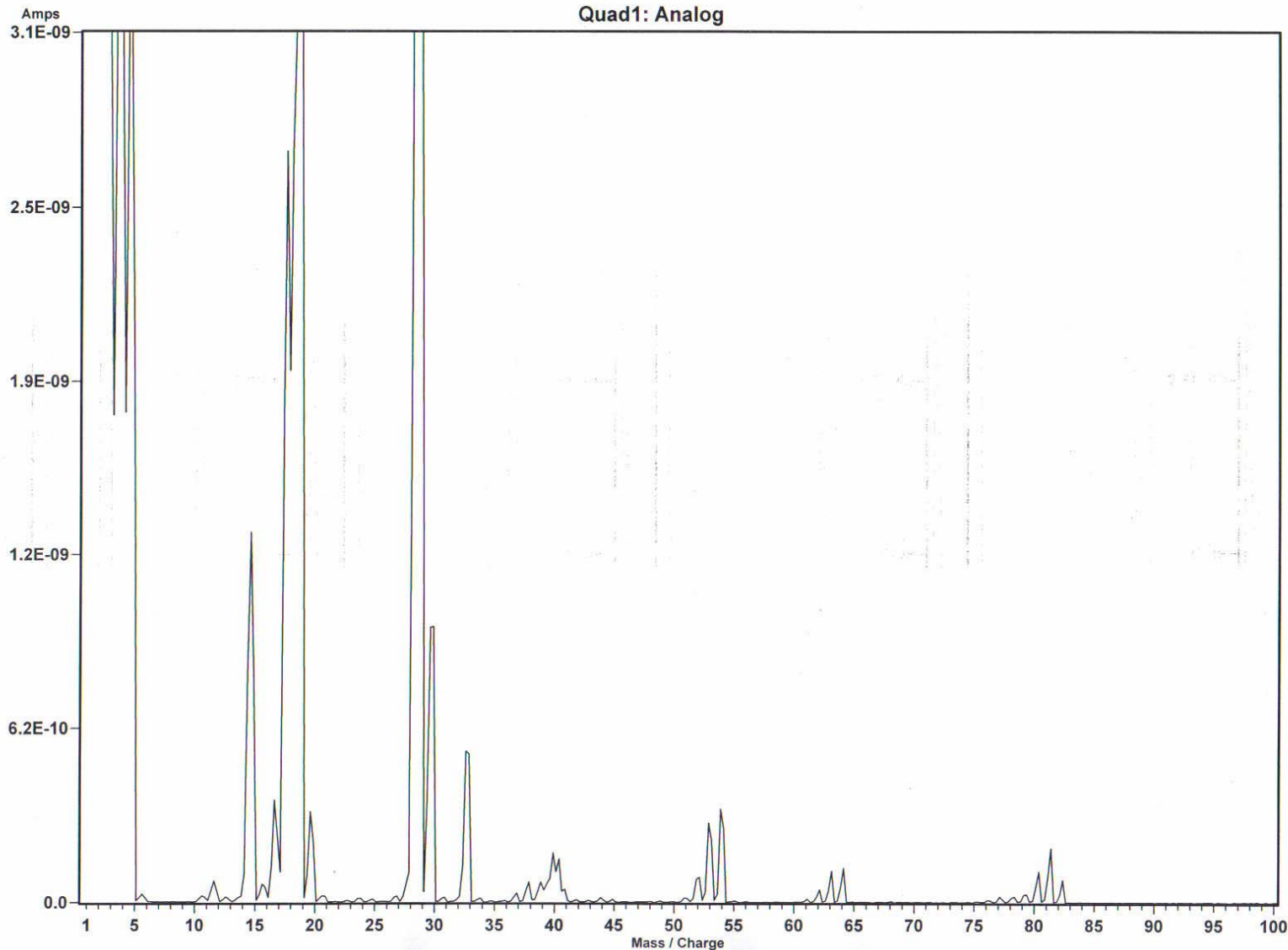
MS analysis of Gas bubbled through water

Dycor System 2000

09/27/05 17:21:33

Sample bubbled thru water

sample_H2O.dat



MS analysis of HT Reactor Gas

- MS analysis of the HT reactor gas indicated possible presence of cyclic B,N,H compounds (e.g. MW = 39 (B_2NH_3), 54 ($B_2N_2H_4$), 64 ($B_3N_2H_3$), and 81 ($B_3N_3H_6$) with successive addition of B/N atom).
- Need positive identification of individual species.
- These species appear to be stable even at 500 °C.
- Passing the gas through a water bubbler significantly reduced the concentration of these species by a factor of 2 to 3.

Task 4 - Preliminary Storage System design

- Components identified – reagent/product storage chambers, heating system for the reactor chamber, solid feed and extraction system, buffer hydrogen tank, filter/purifier if needed, and pressure sensor-based control system.
- Solid feed with an adequate hold time in the reactor. Allowable design pressure and ammonia-borane feed rate/injection will determine volume of the reactor.
- Buffer tank capacity determined by the startup hydrogen requirements.
- Heat can be supplied by direct hydrogen combustion or electrical heating during startup. The hydrogen release process is expected to be self-sustaining after start-up.

Activities anticipated in FY06

- Task 1 – Continue evaluation of process conditions and catalysts for maximizing product yield in each of the individual reaction steps starting from BN chlorination.
- Task 2 - Continue evaluating direct and catalytic decomposition approaches for hydrogen release.
- Task 3 - Determine additional considerations for starting with decomposition product instead of BN in Task 1, Evaluate catalytic regeneration of decomposition products.
- Task 4 - Develop preliminary design of an on-board hydrogen storage and delivery system.
- Task 5 – Estimate costs of regeneration process, stored hydrogen, and the hydrogen storage system.

Activities anticipated in FY07

- Task 1 - Finalize process conditions and catalysts for maximizing product yield in each individual reaction steps.
- Task 2 - Select a heating system and process conditions for maximum hydrogen yield.
- Task 3 – Demonstrate regeneration of ammonia-borane decomposition products.
- Task 4 - Complete the preliminary design of an on-board hydrogen storage and delivery system using the heating approach and conditions identified in Task 2.
- Task 5 - Update estimates of costs of stored hydrogen and the storage system

Phase I Technical Milestones

- Synthesis of pure ammonia-borane from boron nitride at a laboratory scale.
- Demonstration of a process, suitable for on-board deployment, for extraction of pure hydrogen from AB.
- Demonstrate lab-scale synthesis of pure ammonia-borane starting from AB decomposition products.
- Design a prototype, 1 kg hydrogen capacity, on-board AB-based hydrogen storage system with > 9 wt% H₂ capacity.
- Determine technical and economic feasibility of ammonia-borane-based hydrogen storage system leading to a Go/No Go decision point for continuation to Phase II.

Project Summary

- **Relevance** – Develop a hydrogen storage system to meet DOE's 2015 hydrogen density and cost targets.
- **Approach** - Utilize thermal decomposition of ammonia-borane (19.6 wt% hydrogen) to produce hydrogen on-board. Regenerate spent materials chemically off-board.
- **Technical Accomplishment** – Demonstrated release of 85% of available hydrogen in < 30 seconds. Material-based hydrogen density achieved ~ 16.5 wt%. Identified a chemical route for regeneration of spent products.
- **Future Activities** – Demonstrate efficient ammonia-borane decomposition and regeneration processes.

Ashok Damle
(919) 541-6146
adamle@rti.org

Hydrogen Safety

The most significant hydrogen hazards:

- Handling toxic chemicals such as diborane, chlorine, hydrogen and ammonia during evaluation of aminoborane synthesis processes.
- Extreme conditions during synthesis processes, e.g. high and low temperatures (e.g. 1000 C to -200 C).
- Uncontrolled release of hydrogen during evaluation of approaches for hydrogen extraction from aminoborane.

Hydrogen Safety

Our approach to deal with these hazards:

- Safe laboratory practices during handling of chemicals and extreme process conditions eliminating exposure to TLV levels of toxic chemicals involved.
- Limit scale of experiments to assure safety during synthesis experiments, increasing the scale gradually as experience is gained in handling hazardous process conditions.
- Design hydrogen extraction experiments so as to eliminate any possibilities of uncontrolled release as well exposure of hydrogen to any open flame.
- Conduct all experiments in ventilated fume hood areas