

II.H.1 Maximizing Light Utilization Efficiency and Hydrogen Production in Microalgal Cultures

Tasios Melis

University of California, Berkeley
Dept. of Plant & Microbial Biology
111 Koshland Hall
Berkeley, CA 94720-3102
Phone: (510) 642-8166
E-mail: melis@berkeley.edu

DOE Technology Development Manager:

Roxanne Garland

Phone: (202) 586-7260
E-mail: Roxanne.Garland@ee.doe.gov

DOE Project Officer: Katie Randolph

Phone: (303) 275-4901
E-mail: Katie.Randolph@go.doe.gov

Contract Number: DE-FG36-05GO15041

Start Date: December 1, 2004
End Date: November 30, 2010

Objectives

- Minimize, or truncate, the chlorophyll antenna size in green algae to maximize photobiological solar conversion efficiency and H₂-production.
- Demonstrate that a truncated chlorophyll (Chl) antenna size would minimize absorption and wasteful dissipation of sunlight by individual cells, resulting in better light utilization efficiency and greater photosynthetic productivity by the green alga mass culture.

Technical Barriers

This project addresses the following technical barriers from the Biological Hydrogen Production section of the Fuel Cell Technologies Program Multi-Year Research, Development and Demonstration Plan:

(AG) Light Utilization Efficiency

Technical Targets

The Fuel Cell Technologies Program Multi-Year Plan technical target for 2005 for this project was to reach a 10% utilization efficiency of absorbed light energy (out of a theoretical maximum of 30% possible) in unicellular green. Progress has currently achieved a green alga utilization efficiency of absorbed light energy of about 25%.

Approach

- Employ deoxyribonucleic acid (DNA) insertional mutagenesis, screening, biochemical and molecular genetic analyses for the isolation of “truncated Chl antenna size” mutants in the green alga *Chlamydomonas reinhardtii*.
- Clone and characterize the gene(s) that affect the “Chl antenna size” property in *Chlamydomonas reinhardtii*.
- Apply such genes to generate a “truncated Chl antenna size” in this and other green algae.

Accomplishments

1. Published manuscript on the utility of the truncated light-harvesting chlorophyll antenna (*tla1*) gene in conferring a truncated chlorophyll antenna size and on the mechanism by which it maximizes light utilization efficiency and hydrogen production in microalgal cultures.
2. Deposited two versions of the *tla1* truncated antenna mutant in the strains library of the Chlamydomonas Center (<http://www.chlamy.org/>), Accession Numbers CC-4169 and CC-4170. These *tla1* strains are openly available to the interested public.
3. Isolated and characterized new “truncated chlorophyll antenna size” mutants *tla2* and *tlaR*. Properties of these strains are given in Tables 1 and 2.

TABLE 1. *Chlamydomonas reinhardtii* cellular chlorophyll content, photosystem chlorophyll antenna size and energy utilization efficiency in wild type, *tla1*, *tla2* and *tlaR* mutant mutant strains, as determined by spectrophotometric kinetic analysis (n = 5, ± standard deviation).

	Wild Type	<i>tla1</i>	<i>tla2</i>	<i>tlaR</i>	Long-Term Goal
Chl/cell mol x10 ⁻¹⁵	2.4±0.5	0.9±0.06	0.93±0.1	0.7±0.1	
Chl-PSII	222±26	115±36	80±30	50±30	37
Chl-PSI	240±4	160±12	115±10	105±10	95
Light Utilization Efficiency (Solar to Chemical)	~3%	~10%	~15%	~25%	~30%

TABLE 2. Progress achieved vs the DOE targets: Utilization Efficiency of Incident Solar Light Energy, $E_p \times E_r$, %

Year	2000	2003	2005	2008	2010	2015
Program Targets	3%	10%*			15%	20%
Actual Progress Achieved	3% WT	10% <i>tla1</i>	15% <i>tla2</i>	25% <i>tlaR</i>		

*Target adjusted upward to match ahead-of-schedule progress achieved.



Introduction

The goal of the research is to generate green algal strains with enhanced photosynthetic productivity and H₂-production under mass culture conditions. To achieve this goal, it is necessary to optimize the light absorption and utilization properties of the cells [1-4]. A cost-effective way to achieve this goal is to reduce the number of Chl molecules that function in the photosystems of photosynthesis. Thus, efforts are under way to isolate microalga mutants with a truncated chlorophyll antenna size.

The rationale for this work is that a truncated light-harvesting Chl antenna size in green algae will prevent individual cells at the surface of the culture from over-absorbing sunlight and wastefully dissipating most of it (Figure 1). A truncated Chl antenna size will permit sunlight to penetrate deeper into the culture, thus enabling many more cells to contribute to useful photosynthesis and H₂-production (Figure 2). It has been shown that a truncated Chl antenna size will enable about 3-4 times greater solar energy conversion

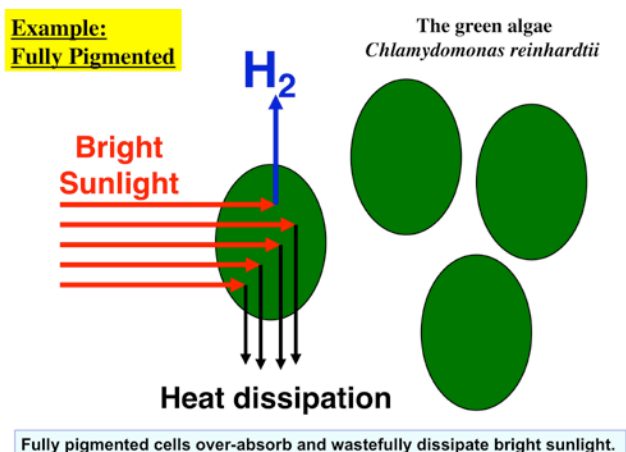


FIGURE 1. Schematic presentation of the fate of absorbed sunlight in fully pigmented (dark green) algae. Individual cells at the surface of the culture over-absorb incoming sunlight (i.e., they absorb more than can be utilized by photosynthesis), and ‘heat dissipate’ most of it. Note that a high probability of absorption by the first layer of cells would cause shading of cells deeper in the culture.

efficiency and photosynthetic productivity than could be achieved with fully pigmented cells [5].

Approach

The focal objective of the research is to identify genes that control the Chl antenna size of photosynthesis and, further, to elucidate how such genes confer a truncated Chl antenna size in the model green alga *Chlamydomonas reinhardtii*. Identification of such genes in *Chlamydomonas* will permit a subsequent transfer of this property, i.e., “truncated Chl antenna size”, to other microalgae of interest to the DOE Fuel Cell Technologies Program. This objective is currently being approached through DNA insertional mutagenesis/screening and biochemical/molecular/genetic analyses of *Chlamydomonas reinhardtii* cells.

Results

The *tla2* mutant plasmid insert site has been cloned and a gene of interest has been tentatively identified as causing the *tla2* mutation. This molecular and genetic analysis is currently in progress. Work further described the isolation and biochemical and physiological characterization of a new mutant of *Chlamydomonas reinhardtii*, termed *tlaR*. Properties of the *tla* “truncated Chl antenna size” strains so far isolated are summarized in Tables 1 and 2, and Figure 3. The *tlaR* mutant has the smallest yet Chl antenna size known in green algae.

Future efforts will be directed toward the cloning and characterizing the genes responsible for the *tla* phenotype in *tla2* and *tlaR* mutants.

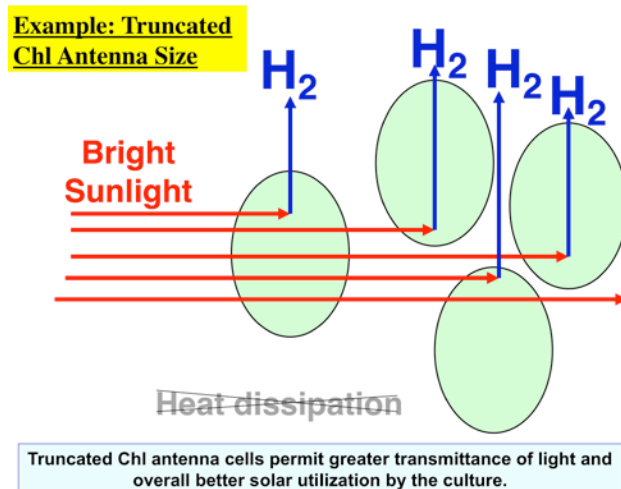


FIGURE 2. Schematic of sunlight penetration through cells with a truncated chlorophyll antenna size. Individual cells have a diminished probability of absorbing sunlight, thereby permitting penetration of irradiance and H₂-production by cells deeper in the culture.

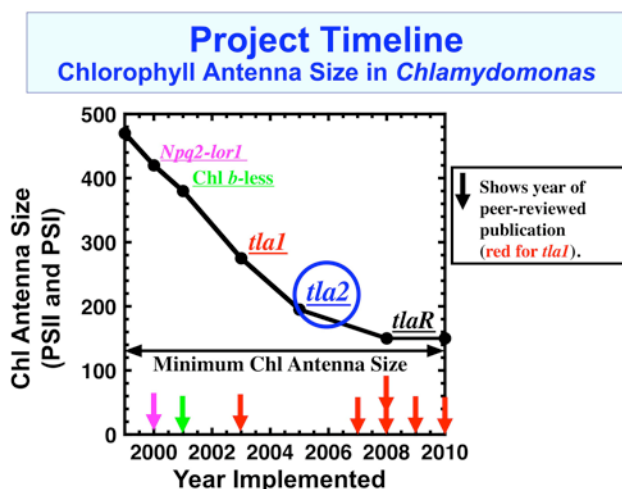


FIGURE 3. Project timeline and publications record on the truncated chlorophyll antenna size project. Arrows show publication year of peer-reviewed paper for each of the truncated Chl antenna size mutants. Note that work with the *tla2* and *tlaR* strains has not yet reached the stage of a peer-reviewed paper.

Conclusions

- Significant, ahead-of-schedule progress was achieved in terms of acquiring “truncated Chl antenna size” mutants. ***This demonstrates feasibility of the approach chosen and success of the methods employed.***
- A truncated light-harvesting chlorophyll antenna size in the *tla*-type mutants enhanced solar conversion efficiencies and photosynthetic productivity under bright sunlight conditions.
- Insights on the molecular mechanism for the regulation of the Chl antenna size by the *Tla1* gene were obtained (results not shown pending publication of these findings in a peer reviewed journal).

Future Directions

- Advance the biochemical and molecular characterization of the *tla2* and *tlaR* strains.
- Clone the genes that confer the *tla2* and *tlaR* phenotypes.
- Establish transformation (sense and antisense) protocols with *Tla*-type genes to enhance the down-regulation of the Chl antenna size in *Chlamydomonas reinhardtii*.

FY 2010 Publications/Presentations

1. Melis A (2009) Solar energy conversion efficiencies in photosynthesis: minimizing the chlorophyll antennae to maximize efficiency. *Plant Science* 177: 272-280.
2. Mitra M, Melis A (2010) Genetic and biochemical analysis of the *TLA1* gene in *Chlamydomonas reinhardtii*. *Planta* 231:729-740.

References

1. Kok B (1953) Experiments on photosynthesis by *Chlorella* in flashing light. In: Burlew JS (ed), *Algal culture: from laboratory to pilot plant*. Carnegie Institution of Washington, Washington, D.C., pp 63-75.
2. Myers J (1957) *Algal culture*. In: Kirk RE, Othmer DE (eds), *Encyclopedia of chemical technology*. Interscience, New York, NY, pp 649-668.
3. Radmer R and Kok B (1977) Photosynthesis: Limited yields, unlimited dreams. *Bioscience* 29: 599-605.
4. Mitra M, Melis A (2008) Optical properties of microalgae for enhanced biofuels production. *Optics Express* 16: 21807-21820.
5. Melis et al. (1999) *Dunaliella salina* (Chlorophyta) with small chlorophyll antenna sizes exhibit higher photosynthetic productivities and photon use efficiencies than normally pigmented cells. *J. Appl. Phycol.* 10: 515-525.