

V.N.11 Metal and Metal Oxide-Supported Platinum Monolayer Electrocatalysts for Oxygen Reduction

Principal Investigator: Radoslav Adzic

Brookhaven National Laboratory

Upton, NY 11973-5000

Phone: (631) 344-4522

Email: adzic@bnl.gov

Team Members

Additional PIs: Jia Wang, Miomir Vukmirovic, Kotaro Sasaki, Ping Liu

Post-docs: Stoyan Bliznakov, Meng Li, Kurian Kuttiyiel

Graduate Students: Yu Zhang (Stony Brook U), Guangyu Chen (Beijing U. China)

DOE Program Manager: Paul Maupin

Phone: (301) 903-4355

Email: Paul.Maupin@science.doe.gov

Objectives

This program involves studies of basic problems of electrocatalysis of fuel cell reactions while focusing on platinum monolayer electrocatalysts for the O₂ reduction reaction (ORR) and the electrocatalysts for ethanol and methanol oxidation to CO₂. The goals include developing the fundamental understanding of these catalytic systems to allow syntheses of electrocatalysts with ultimately low Pt content. These catalysts have high activity and high stability facilitated by fine-tuning of the activity of Pt monolayer (Pt ML) in the interaction with cores. The nanoparticle, nanorod and nanowire cores will have tailored compositions and shapes, and modified surfaces and sub-surfaces. Kinetic modeling and theoretical calculations are carried out for a deeper insight into the kinetics of the ORR and ethanol oxidation. Studies using well-defined surfaces are carried out to gain understanding of the atomic-scale phenomena involved in the interactions of Pt monolayers with supports as well as developing new catalysts for ethanol and methanol oxidation.

Technical Barriers

The project is focused on developing several Pt ML catalysts that are likely to have the highest Pt mass activity and excellent potential to overcome the obstacles hindering the broad application of fuel cells. The results will enhance our understanding of the metal monolayer-support interactions for a viable approach for controlling chemical reactivity in the top atomic layer. They will also provide insights into catalytic behavior of core-shell nanoparticles

and possibilities for designing their properties. In addition, we explore the catalyst capable of C – C bond splitting at low overpotentials in the oxidation of small organic molecules.

Progress Report

Strategies for improving Pt ML electrocatalysts for the ORR and designing catalysts for the oxidation of methanol and ethanol

Several methods for improving Pt ML catalysts have been developed based on earlier results and the current understanding of this topic. These include fine-tuning of the Pt ML-support interaction to enhance activity and stability using: i) noble metal-, and noble metal-non noble metal-alloy cores, ii) hollow metal or alloy cores, iii) ultra-thin nanowires, iv) electrodeposited nanowires on carbon nanoparticles, v) nitride-stabilization of Pt alloys, vi) tensile strain for increasing activity of Pt for methanol and ethanol oxidation. The methods ii)-vi) have been demonstrated in this project.

Pt ML on hollow Pd nanoparticles electrocatalysts for the ORR

We synthesized high-activity electrocatalysts for the ORR comprising a Pt monolayer shell on compact hollow Pd and Pd-Au nanoparticles. Pulse electrodeposited Ni nanoparticles were replaced galvanically by Pd and Pd-Au ions to obtain corresponding hollow nanoparticles. The hollow architecture of the Pd-Au particles was achieved by the delicate balance between galvanic displacement and Kirkendall effect in controlling reaction kinetics. Pt ML catalysts supported on such hollow cores exhibited total-metal mass activities ranging from 0.41 to 0.57 A mg⁻¹. We attribute this enhanced activity to the smooth surface morphology and hollow-induced lattice contraction, in addition to the mass-saving geometry of hollow particles.

Tuning the Pt ML activity by core alloy composition

Alloying Pd with Au increases the stability of such cores, which plays a role under condition of potential excursions to high anodic values. EXAFS spectra show retardation of Pd oxidation with increasing potentials for Pd₉₀Au₁₀/C and Pd₈₀Au₂₀/C compared with Pd/C nanoparticles. The changes in coordination number of Pd-O demonstrate this tendency more clearly (left figure). This is not observed with Pd₇₀Au₃₀/C, presumably due to agglomeration of Au (as also suggested by XRD data). Importantly, Pd₅Au NPs, as well as NWs show significantly enhanced ORR after the deposition of a Pt monolayer. It has a volcano-type composition

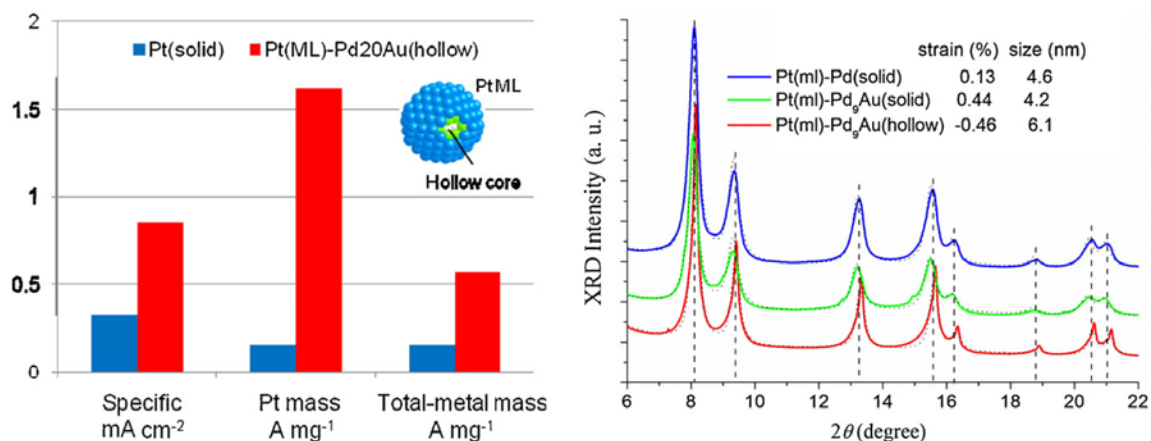


FIGURE 1. The ORR specific and mass activities derived from the kinetic currents at 0.9 V (vs. RHE) for hollow Pt_{ML}/Pd₂₀Au(h)/C nanocatalysts (red) and solid Pt/C nanoparticles (blue) (left panel). Profiles of X-ray powder diffraction intensity for three Pt ML catalysts cores. The dotted lines are the fits, yielding the average particle diameters and lattice constants. The lattice strains listed are calculated with respect to the lattice constant of bulk Pt, 3.923Å.

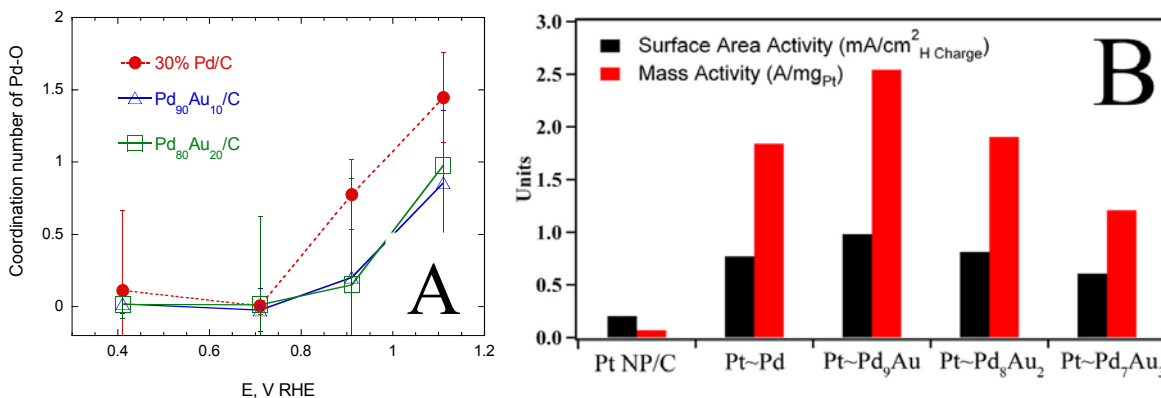


FIGURE 2. Coordination Pd-O number for Pd oxidation with increasing potentials of Pd/C and Pd_xAu_{1-x}/C (A); Kinetic currents at 0.9 V normalized to the measured ESA and the Pt mass for the Pt~Pd_{1-x}Au_x NW/C and commercial Pt NP/C, respectively (B)

dependence, which likely results from the competition between the structural and electronic effects, as gold content increases.

Nitride stabilized PtNi core-shell nanocatalysts for high ORR activity

The PtNiN synthesis involves nitriding Ni nanoparticles and simultaneously encapsulating them by 2–4 monolayer-thick Pt shell. The experimental data and the DFT calculations indicate nitride has the bifunctional effect that facilitates formation of the core-shell structures and improves the performance of the Pt shell by inducing both geometric and electronic effects. Synchrotron XRD indicates the Ni₄N stoichiometry, while *in situ* XAS shows the Ni₄N cores protected by Pt shell causing the delayed oxidation of Pt and high stability of the catalyst. Little change in ECSA and a small decrease in half-wave potential after 35,000 potential cycles indicate a high stability of Ni₄N@Pt core-

shell NPs. The nitride core lowers the *d*-band center of Pt and promotes Pt diffusion to defect sites on the surface. High ORR activity for Ni, Fe, Co follows the sequence: PtNiN > PtFeN > PtCoN.

Electrocatalysts for ethanol and methanol oxidation

Further studies of the electrocatalysts capable of splitting the C-C bonds at room temperature found that Ir can be made activated in Pt-Ir-SnO₂/C catalyst.

Model catalyst study, supported by DFT calculation, showed that expansive strain caused by underlying Au substrate can dramatically improve the activity of Pt_{ML} for methanol and ethanol oxidation. Co-catalysts such as Ru, SnO₂, RhSnO₂ further improve Pt_{ML} due to the bi-functional mechanism, and shift the reaction onset to more negative values with practical interest. IR shows a high catalyst selectivity to CO₂ production. At the potential range of 0.3–0.7V, CO₂ is the only product observed; CH₃COOH

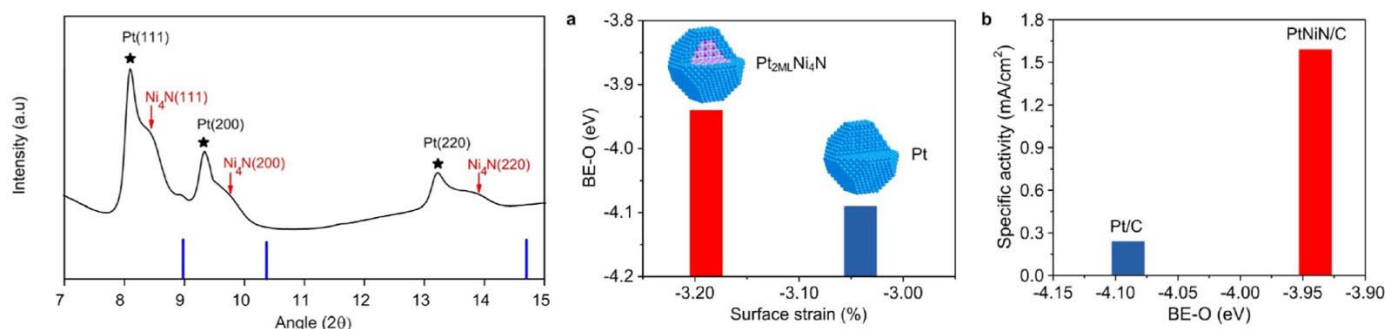


FIGURE 3. Synchrotron XRD pattern for PtNiN catalyst showing Pt and Ni₄N phases. (blue line denotes Ni₄N phase). (a) Surface strain versus predicted BE-O on the Pt_{2ML}Ni₄N and Pt nanoparticle models with ~1.7 nm. (b) Pt specific activity against BE-O on PtNiN/C and Pt/C.

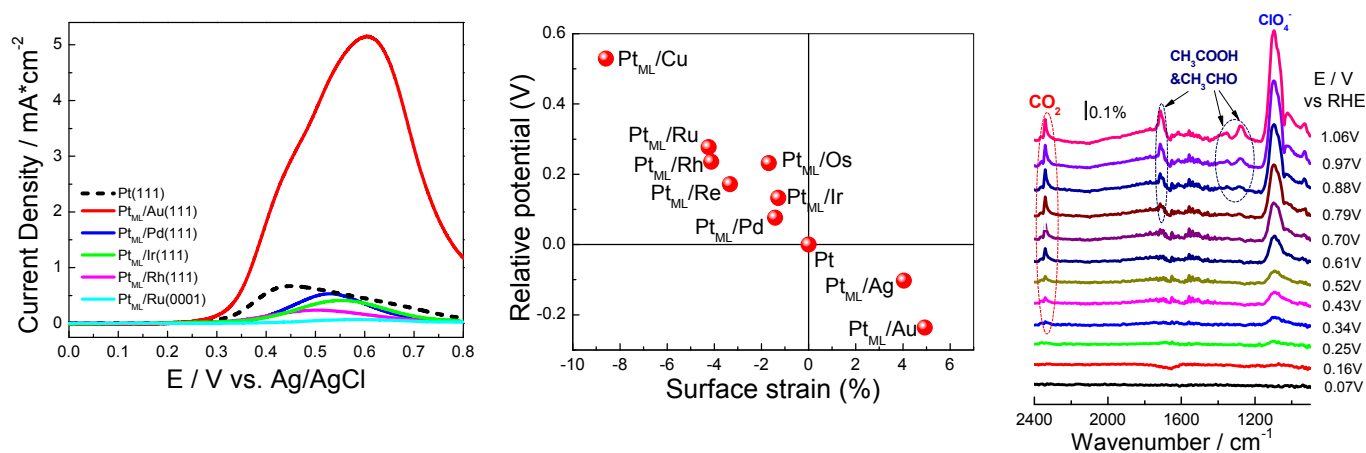


FIGURE 4. Model catalysts: Pt-monolayer supported on different single-crystal for MOR (left) DFT-calculated variation of the lowest potential for MOR to occur (middle), *In situ* FTIR of MOR on Pt/Au/C in 0.1M HClO₄, 0.5 M CH₃OH (right).

and CH₃CHO start to show when the potential is higher than 0.7V.

Future studies

The proposed future work is aimed to improve the most promising results obtained so far, to address the open basic questions of the interaction of Pt monolayer with supports and their effects on the kinetics of the ORR, to explore the possible solution to the barrier imposed by the low open circuit potential of the ORR, to increase our understanding of the mechanism of cores protecting the shells in core-shell catalysts, and to design and synthesize the second generation of core-shell catalysts with tuning the effect of core on a Pt monolayer shell by hetero-layered core structure. The supports will also involve refractory metals, and selected oxides, such as CeO₂, NbO₂ and Magneli phase oxides. Graphene oxide as support appears promising in our preliminary studies. We will start studies of supported pyrolyzed transition metal macrocycles. Preliminary results are very promising. How are the ORR activities of metal in the extended surface and in the form of supported-nanoparticles related?

Electrodeposition of selected alloys as stable, inexpensive cores and optimization of the cores shapes. Using non-aqueous solvents for electrodeposition of reactive metal cores, UPD of various MLs for Pt ML deposition on reactive metals and alloys.

Considerable effort will be focused on the electrocatalysts for ethanol oxidation. We will continue with theoretical studies to determine what are the geometries and energetics of reactants, possible intermediates and transition states? On which sites does the reaction take place? The critical size of ensemble of atoms for ethanol adsorption will be determined. To address these questions of ORR and EOR, theoretical calculations will be coordinated with our experiments on well-defined model catalysts. DFT calculations will be combined with micro-kinetic modeling, kinetic Monte Carlo (KMC) and molecular dynamic (MD) simulations.

Publications

1. Bliznakov, S., Vukmirovic, M., et al. Electrodeposition of Pd Nanowires and Nanorods on Carbon Nanoparticles. *Maced. J. Chem. Chem. Eng.* 2011 30 (1): 19-27.

2. Konopka, D.A., Li, M., et al. Platinum Supported on NbRuYzO₂ as Electrocatalyst for Ethanol Oxidation in Acid and Alkaline Fuel Cells. *J. Phys. Chem. C* 2011 115 (7): 3043-3056.
3. Sasaki, K., Kuttiyiel, K., et al. Carbon-Supported IrNi Core-Shell Nanoparticles: Synthesis, Characterization, and Catalytic Activity. *J. Phys. Chem. C* 2011 115 (20): 9894-9902.
4. Sasaki, K., Kuttiyiel, K., et al. Platinum Monolayer on IrFe Core-Shell Nanoparticle Electrocatalysts for the Oxygen Reduction Reaction. *Electrocatal.* 2011 2 (2): 134-140.
5. Adzic, R. Platinum Monolayer Electrocatalysts: Tunable Activity, Stability, and Self-Healing Properties. *Electrocatal.* 2012 3 (3-4): 163-169.
6. Bliznakov, S.T., Vukmirovic, M.B., et al. Pt Monolayer on Electrodeposited Pd Nanostructures: Advanced Cathode Catalysts for PEM Fuel Cells. *J. Electrochem. Soc.* 2012 159 (9): F501-F506.
7. Chen, W.F., Sasaki, K., et al. Hydrogen-Evolution Catalysts Based on Non-Noble Metal Nickel-Molybdenum Nitride Nanosheets. *Angew. Chem. Int. Ed.* 2012 51 (25): 6131-6135.
8. Gong, K.P., Cho, Y., et al. Tetrahedral Palladium Nanocrystals: A New Support for Platinum Monolayer Electrocatalysts with High Activity and Stability in the Oxygen Reduction Reaction. *Z. Phys. Chem.* 2012 226 (9-10): 1025-1038.
9. Herron, J.A., Jiao, J., et al. Oxygen Reduction Reaction on Platinum-Terminated "Onion-structured" Alloy Catalysts. *Electrocatal.* 2012 3 (3-4): 192-202.
10. Huang, K., Sasaki, K., et al. Increasing Pt oxygen reduction reaction activity and durability with a carbon-doped TiO₂ nanocoating catalyst support. *J. Mater. Chem.* 2012 22 (33): 16824-16832.
11. Kang, Y. J., Qi, L., et al. Highly Active Pt₃Pb and Core-Shell Pt₃Pb-Pt Electrocatalysts for Formic Acid Oxidation. *ACS Nano* 2012 6 (3): 2818-2825.
12. Karan, H. I., Sasaki, K., et al. Catalytic Activity of Platinum Mono layer on Iridium and Rhenium Alloy Nanoparticles for the Oxygen Reduction Reaction. *ACS Catalysis* 2012 2 (5): 817-824.
13. Koenigsmann, C., Sutter, E., et al. Size- and Composition-Dependent Enhancement of Electrocatalytic Oxygen Reduction Performance in Ultrathin Palladium-Gold (Pd_{1-x}Au_x) Nanowires. *J. Phys. Chem. C* 2012 116 (29): 15297-15306.
14. Koenigsmann, C., Sutter, E., et al. Highly Enhanced Electrocatalytic Oxygen Reduction Performance Observed in Bimetallic Palladium-Based Nanowires Prepared under Ambient, Surfactantless Conditions. *Nano Lett.* 2012 12 (4): 2013-2020.
15. Kuttiyiel, K.A., Sasaki, K., et al. Bimetallic IrNi core platinum monolayer shell electrocatalysts for the oxygen reduction reaction. *Energy Environ. Sci.* 2012 5 (1): 5297-5304.
16. Kuttiyiel, K.A., Sasaki, K., et al. Nitride Stabilized PtNi Core-Shell Nanocatalyst for high Oxygen Reduction Activity. *Nano Lett.* 2012 12 (12): 6266-6271.
17. Zhou, W.P., An, W., et al. Electrooxidation of Methanol at SnO₂-Pt Interface: A Tunable Activity of Tin Oxide Nanoparticles. *J. Phys. Chem. Lett.* 2012 3 (22): 3286-3290.
18. Li, M., Liu, P., et al. Platinum Monolayer Electrocatalysts for Anodic Oxidation of Alcohols. *J. Phys. Chem. Lett.* 2012 3 (23): 3480-3485.
19. Sasaki, K., Naohara, H., et al. Highly stable Pt monolayer on PdAu nanoparticle electrocatalysts for the oxygen reduction reaction. *Nature Communications* 2012 3 1115 1-9.
20. Yang, L.J., Vukmirovic, M.B., et al. Tuning the Catalytic Activity of Ru@Pt Core-Shell Nanoparticles for the Oxygen Reduction Reaction by Varying the Shell Thickness. *J. Phys. Chem. C* 2013 117 (4): 1748-1753.
21. Zhang, Y., Ma, C., et al. Hollow core supported Pt monolayer catalysts for oxygen reduction. *Catal. Today* 2013 202: 50-54.
22. Kang, Y.J., Ye, X.C., et al. Design of Pt-Pd Binary Superlattices Exploiting Shape Effects and Synergistic Effects for Oxygen Reduction Reactions. *J. Am. Chem. Soc.* 2013 135 (1): 42-45.
23. Chen, W.F., Wang, C.H., et al. Highly active and durable nanostructured molybdenum carbide electrocatalysts for hydrogen production. *Energy Environ. Sci.* 2013 6 (3): 943-951.
24. Li, M., Cullen, D.A., et al. Ternary Electrocatalysts for Oxidizing Ethanol to Carbon Dioxide: Making Ir Capable of Splitting C-C Bond. *J. Am. Chem. Soc.* 2013 135 (1): 132-141.