

# **Microchannel Reformate Cleanup: Water Gas Shift and Preferential Oxidation**

**2004 DOE Hydrogen, Fuel Cells & Infrastructure  
Technologies Program Review**

**W.E. TeGrotenhuis  
Pacific Northwest National Laboratory  
May 23, 2004**

Team: K.P. Brooks, J.M. Davis, C.M. Fischer, D.L. King,  
L.R. Pederson, V.S. Stenkamp,  
R.S. Wegeng, G.A. Whyatt

This presentation does not contain any proprietary or confidential information.

# Objectives

## ► Overall Objectives

- Apply microchannel architectures where appropriate in fuel processing for transportation, stationary, and portable applications to reduce size and weight, improve fuel efficiency, and enhance operation.
- Develop a prototype microchannel-steam-reforming fuel processor at 2 kWe scale that will meet DOE performance targets when scaled up to 50 kWe.

Performance Criteria	2004 Projected Performance	2004 Demo Target
Cold (20C) Start Time	12 sec, reformer only	<60 s to 90%
Start up Energy	<7 Mj (a)	2 MJ
Power Density	2307 W/L (a)	700 W/L
Efficiency	78%	78%
Durability	>1000 hr	2000 hr

(a) based on individual components only, excludes tube, duct, insulation etc.

## ► Task Objectives

- Demonstrate **90%** CO conversion in a single-stage WGS reactor that scales to less than **3** liters at full-scale
- Determine whether microchannel architecture provides opportunities for size and weight reduction for PROX reactor

# Budget

- ▶ Continuing Project, \$119K of Carryover Funding
- ▶ FY04 Funding Level \$700K, allocated:
  - \$300K for WGS development (this poster)
  - \$400K funding for reforming activities (presentation)

# Technical Barriers and Targets

## ▶ Fuel-Flexible Fuel Processor Technical Barriers Addressed

- L. Hydrogen Purification/Carbon Monoxide Clean-up
- M. Fuel Processor System Integration and Efficiency

## ▶ Key DOE Technical Targets Addressed:

- CO Content in Product Stream
  - (< 10 ppm steady-state, < 100 ppm transient)
- Power Density
  - (> 800 W/L)
- Specific Power
  - (> 800 W/kg)

# Approach

- ▶ Compact size and weight to meet packaging requirements
  - rapid heat and mass transfer for high hardware productivity
- ▶ Thermal management
  - high heat transfer effectiveness in heat exchangers and reactors for maximum heat utilization and high fuel efficiency
- ▶ Water management
  - compact and efficient air-cooled partial condensers
- ▶ Rapid start-up
  - imbedded heat transfer in reactors facilitates rapid heating
- ▶ Cost
  - improved productivity of precious metal catalysts

# Project Safety


- ▶ Training of staff on laboratory-specific hazards is assured by limiting access to the lab through IOPS (Integrated Operation System)
- ▶ Standard operating procedures for all experimental systems
  - Reviewed and approved by ES&H representatives, a cognizant space manager for the lab space, and a building manager prior to work beginning.
  - Identifies hazards, required personal protective equipment, and operational constraints.
- ▶ The microchannel architecture, due to low internal volume, minimizes inventories of flammable gas.

# CO Cleanup / Balance of Plant Project Timeline




**FY 2000**

Invented phase separator





**FY2001**

Demonstrated partial condenser with phase separator




**FY 2002**

WGS/Prox catalyst studies  
WGS reactor concept  
Initial SR/WGS/Prox integration  
Air-cooled condenser




**FY 2003**

2 kWe PROX reactor  
Multi-channel WGS demo



**FY2004**

2 kWe differential temp. WGS reactor  
5 kWe phase separator built for NASA





Engineered catalyst, multi-channel reactor development

Demonstrate WGS and PROX at 2 kWe

Integrated fast-start reformer / fuel cell demonstration at ~2 kWe

Collaborate with industrial partner(s) on manufacturing, field testing, lifetime, controls



# Differential Temperature Water Gas Shift Reactor Approach

## ► Objective:

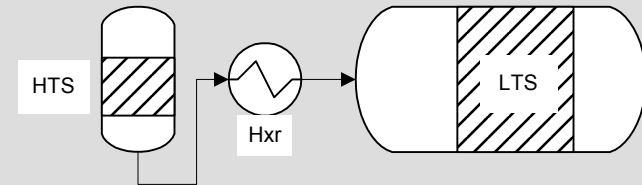
- 90% Conversion single-stage WGS reactor < 3 liters at full-scale

## ► Approach:


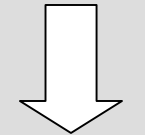
- Precious metal catalyst for high activity
- Integrate microchannel heat exchange for temperature control
- Optimize thermal profile
- Reduce catalyst loading by up to 1/2

## ► Relevance

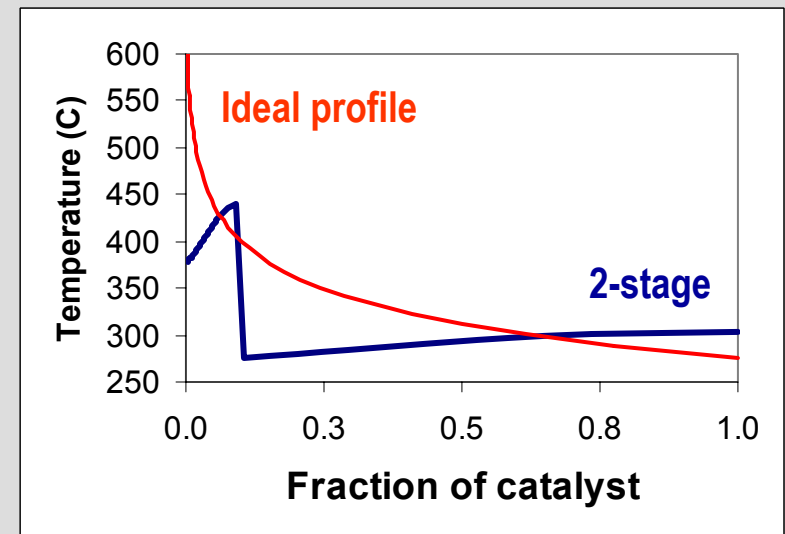
- Smaller size – higher power density and specific power
- Reduced cost
  - Improved catalyst efficiency
  - 3 devices collapsed into 1
- Potential for higher energy efficiency



Conventional 2-stage Adiabatic

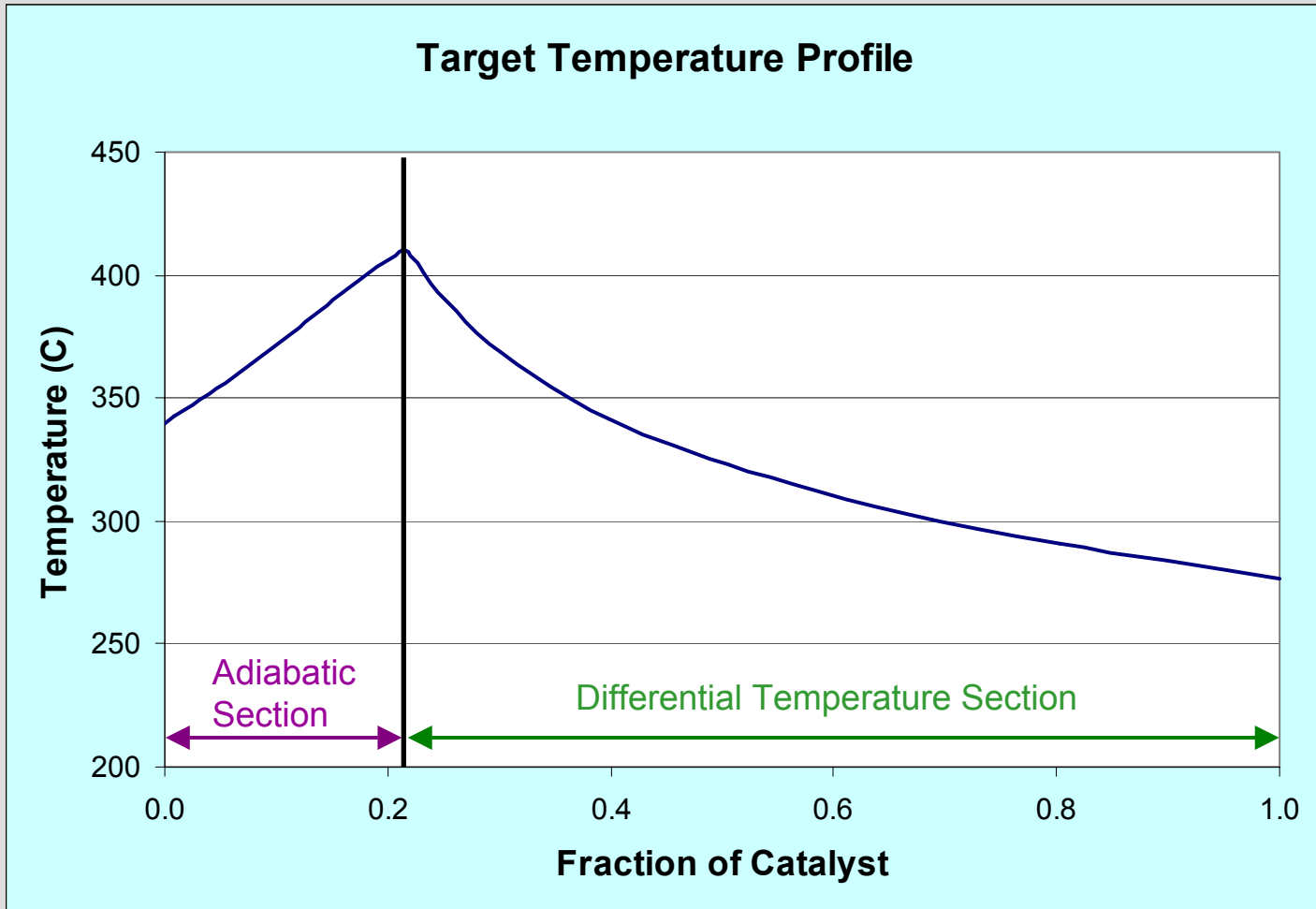


Ideal profile





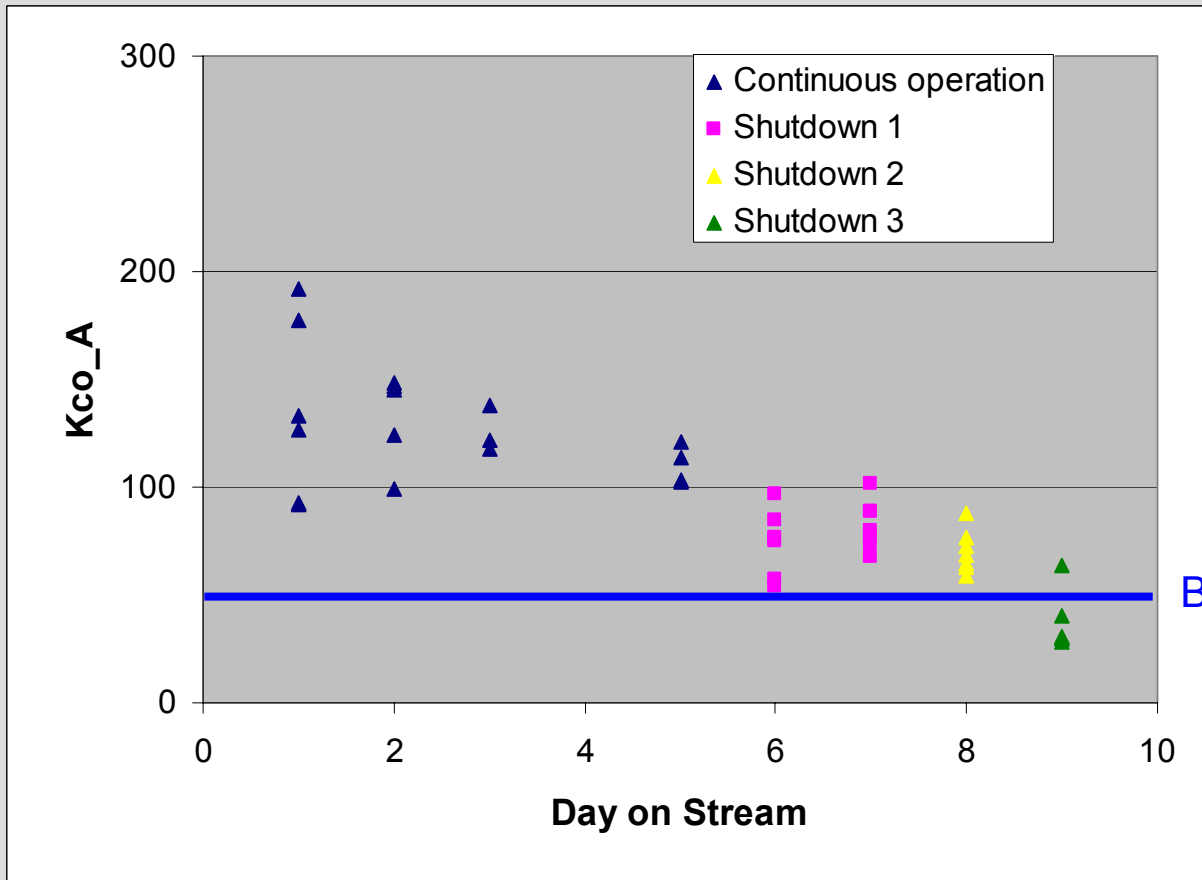
# Differential Temperature Water-Gas Shift New Reactor Concept



# Water-Gas Shift

## Extended Testing of Engineered PM Catalyst

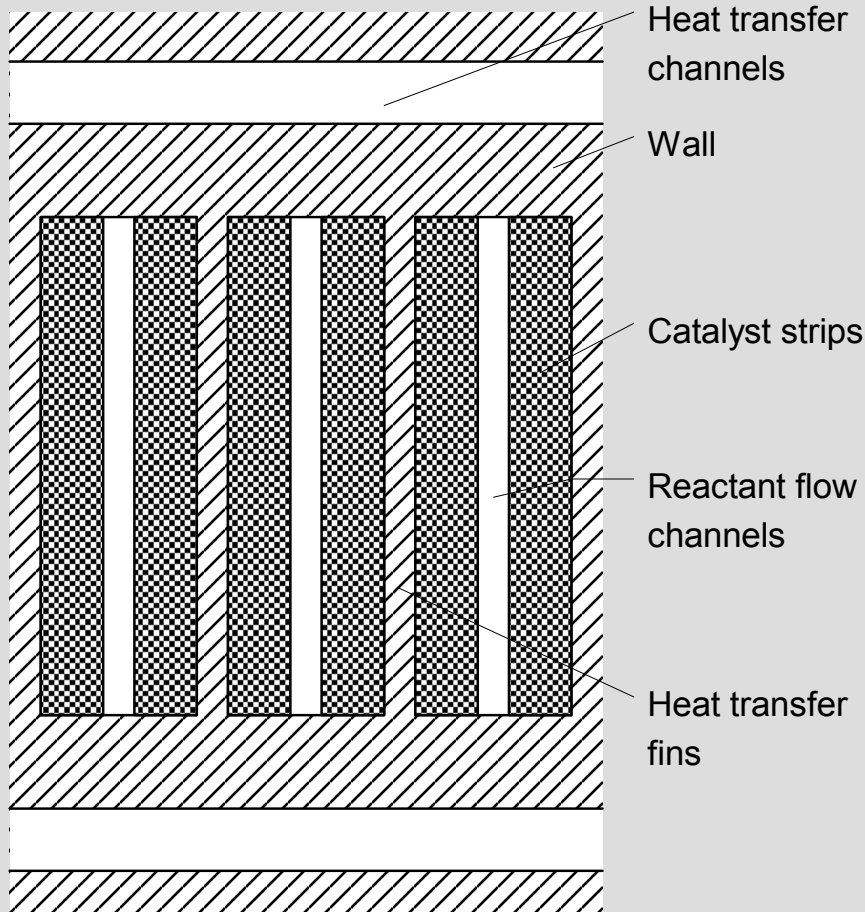
$$r_{CO} = \rho_B k_{COA} \exp(-k_{COB}/T) p_{CO}^{-1} p_{H_2}^{-1} p_{CO_2}^{-1/2} \left( p_{H_2O} p_{CO} - \frac{p_{H_2} p_{CO_2}}{K_{eq}(T)} \right)$$



Basis for 2 kWe reactor design

# WGS Differential Temp Reactor

## Extended Area for Mass Transfer



### ► Problem

- WGS mildly exothermic
- Interleaved approach gives too much heat transfer area
- Reaction quenched prematurely

### ► Solution

- Utilize concept of extended area in reaction channels

### ► Result

- Heat exchange will support required heat flux
- 52% of reactor volume is catalyst
- $\Delta T$  in fins  $< 0.1^\circ\text{C}$

# Water-Gas Shift 2 kWe Reactor Design



# Water-Gas Shift Differential Temperature Reactor Comparison to Conventional 2-Stage Adiabatic

## ► Assumptions


- 350 g/L catalyst loading onto a 600 cpi monolith
- Same catalyst activity as used in differential temperature design
- Negligible mass transfer resistance
- Total volume 25% greater than catalyst volume
- 5 W/cm<sup>3</sup> heat transfer power density in heat exchanger
- Steam reformat with 3:1 original steam to carbon ratio

## ► 50 kWe scale

- Differential temperature reactor volume – **4.1 Liters**
- Conventional 2-stage adiabatic – **9.9 Liters (2.2X larger)**
  - High temperature stage – 0.8 Liter
  - Heat exchanger – 1.25 Liters
  - Low temperature stage – 7.8 Liters
  - Does not include piping between devices

# Water-Gas Shift Differential Temperature Reactor Manufacturability

- ▶ Methods for loading catalyst powder in situ are being developed under other programs
- ▶ Extrusion of microchannel arrays has been demonstrated



- ▶ Additional investments in low cost manufacturing techniques are required for adoption of the technology

# Differential-Temperature WGS Summary

- ▶ Hybrid approach adopted to optimize size and weight
  - Adiabatic front end
  - Differential temperature back end
  - One single integrated device
  - Novel reactor concept gives high volumetric productivity
- ▶ Prototype 2 kWe reactor in development
  - Benchmark size and weight
  - To be integrated into a fuel processing system
- ▶ Full-scale 50 kWe WGS reactor projections:
  - Scaled from 2 kWe reactor design
  - 4.1 Liters (12,000 We/L)
  - 9 kg weight (5,600 We/kg)
  - 1.2 MJ to heat from ambient to operating temperature
  - Additional size reductions with increased catalyst activity

# Microchannel PROX Reactor Investigations

- ▶ Objective: Determine whether microchannel architecture provides opportunities for size and weight reduction for PROX reactor.
- ▶ Approach:
  - ☑ Single-channel, isothermal catalyst tests
    - ☑ Evaluate industrial PROX catalysts
    - ☑ Characterize kinetics
    - ☑ Identify temperature and oxygen sensitivities
  - ☑ Design and test a 2 kWe PROX reactor
    - ☑ Demonstrate PROX functionality
    - ☑ Confirm favorable operational characteristics
    - ☑ Establish design basis for future prototype reactors
  - Investigate weight reduction by using low-density alloys (e.g., aluminum and titanium)
  - Design and build a prototype reactor optimized for size and weight
  - Investigate transient and startup characteristics
- ▶ Progress:
  - 1<sup>st</sup> Stage PROX microchannel reactor demonstrated at 2 kWe scale – exhibits high productivity due to internal microchannel heat exchangers providing temperature control
  - Combined 1<sup>st</sup> and 2<sup>nd</sup> stage PROX reactor achieves 1% to 10 ppm CO reduction at a 2 kWe scale



# Microchannel PROX Reactor

## ► Objectives of PROX Testing


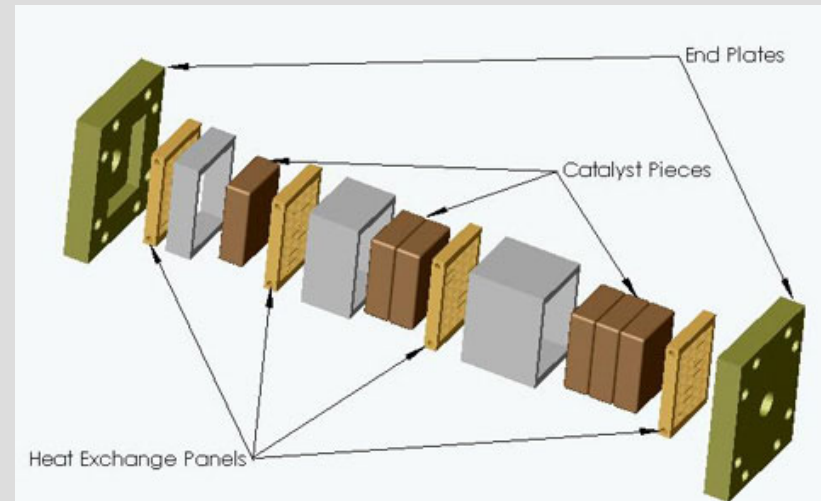
- Support fast kinetics
- Minimize H<sub>2</sub> Oxidation
- Maximize CO Conversion

## ► Approach Taken

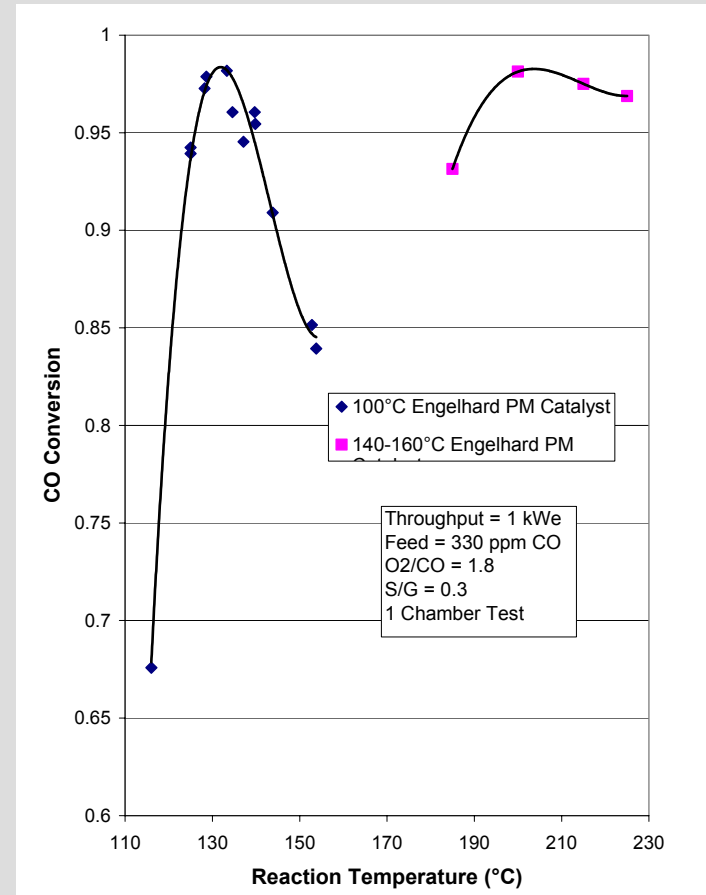
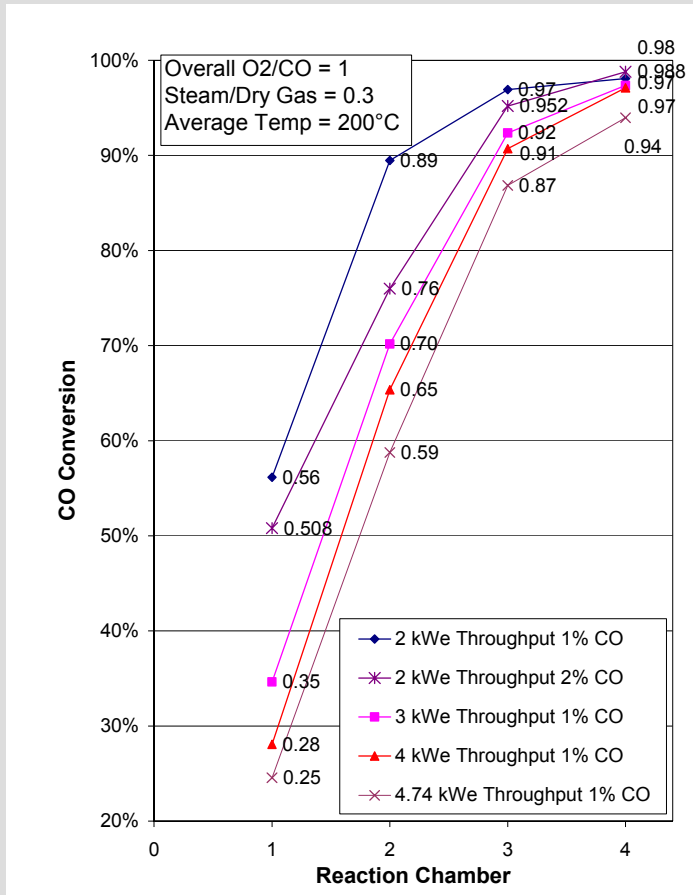
- Control temperature
  - Alternating catalyst pieces and microchannel heat exchangers
  - Conduction to remove heat from catalyst
- Inject air within each chamber of the reactor
- Adjust amount and type of catalyst in each chamber

## ► Reactor Design

- Designed for 1<sup>st</sup> Stage PROX at 2 kW<sub>e</sub> throughput
- Includes 4 Chambers with air bleed-in and sample measurement at each chamber



# Results with 1<sup>st</sup> and 2<sup>nd</sup> Stage PROX



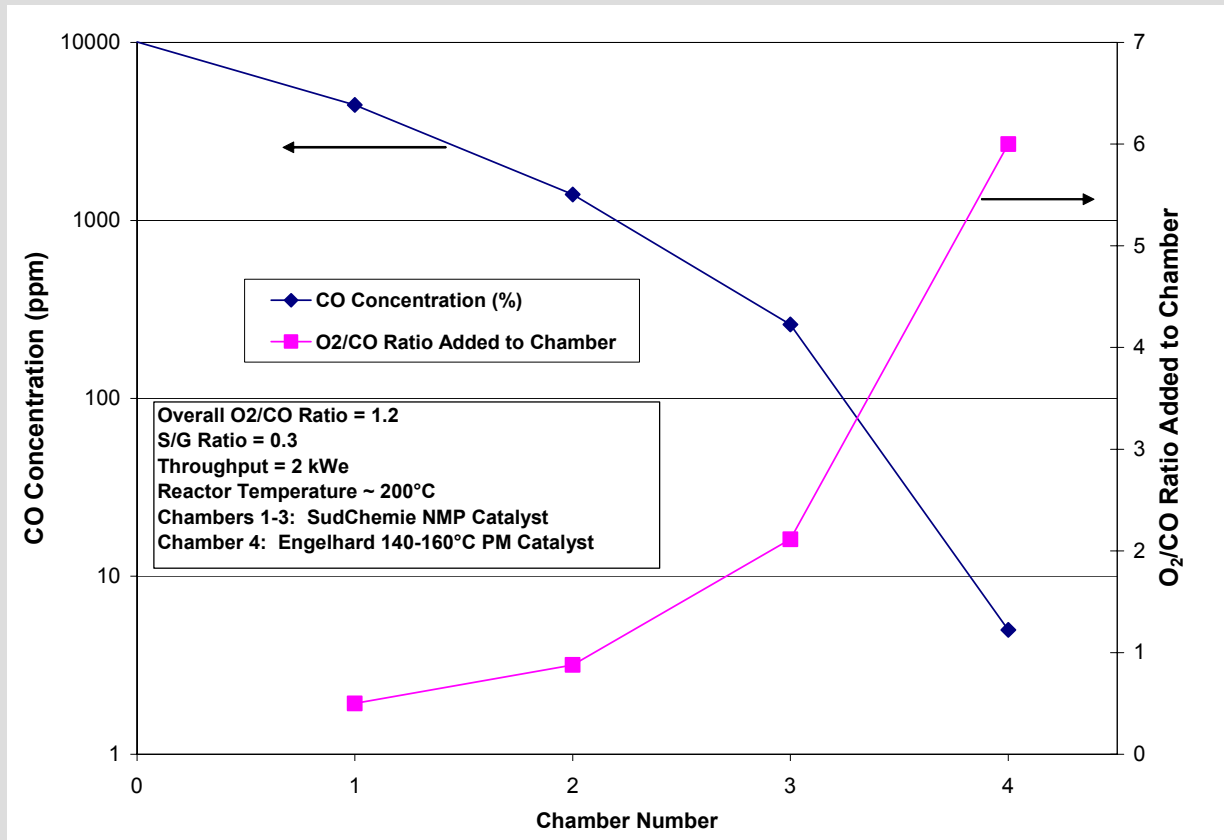
## First Stage (1% CO)

- Sud Chemie NPM Catalyst Results
- Air addition after each stage results in high conversions up to 4 kWe with 1 and 2% CO Feed

## Second Stage (330 ppm CO)

- Engelhard PM Catalyst Results
- 140-160°C 2<sup>nd</sup> Stage Catalyst operates at the same temperature as NPM 1<sup>st</sup> Stage Catalyst

# Combined 1<sup>st</sup> and 2<sup>nd</sup> Stage PROX in Microchannel Reactor



## ► Results

- Combined Sud Chemie NPM Catalyst and Engelhard PM Catalyst
- Added higher ratios of O<sub>2</sub>/CO in later chambers to increase conversion
- Decreased CO from 1% to < 10 ppm at 2 kWhe throughput with an overall O<sub>2</sub>/CO ratio of 1.2 and a combined GHSV of 93,000

# PROX Summary

## ▶ Future PROX work:

- Evaluate aluminum and titanium alloys for microchannel PROX reactor
  - Potential weight reduction
- Design a next generation 2 kWe reactor
  - Optimize size and weight
  - Facilitate heat integration within fuel processing system
  - Designed for rapid start and transient operation
- Test as part of integrated fuel processor with steam reformer, water-gas-shift and heat exchangers
- Couple to a PEM fuel cell

## ▶ No current scope for continuing microchannel PROX reactor development

# Interactions

## ▶ Catalyst Development

- Sud-Chemie, Inc. – WGS, PROX
- Engelhard - PROX

## ▶ Technology Spin-off

- R&D 100 award submitted for microchannel phase separator technologies.
- NASA PEM Fuel Cell Interests
  - Microchannel Partial Condenser / Phase Separator successfully tested in zero gravity onboard NASA's KC-135 aircraft.
  - Microchannel phase separator built for NASA at 5-kWe-scale; tested by NASA JSC and onboard NASA's KC-135 aircraft.



# Responses to Comments

- ▶ *“This technology has good potential for this application, but the specific relevance needs better definition.”*
  - A preliminary ‘apples-to-apples’ comparison of microchannel WGS to conventional adiabatic approach is provided.
  - FY04 scope does not include continued PROX development.
  
- ▶ *“Durability is still missing from list of technical targets.” and “Need evidence or pathway for realization of 2,000 hr target.”*
  - Catalyst deactivation has been a challenge, particularly with thermal cycles and restarts, and is under investigation.
  - Efforts have been focused on concept demonstration. Other issues including durability and fast-start will be addressed in future work.

# Future Work

- ▶ Complete testing of 2 kWe WGS reactor
- ▶ Integrate PROX and WGS reactors with steam reformer at 2 kWe scale
  - Demonstrate rapid start
  - Evaluate the startup time, energy, and CO content vs time for this system
- ▶ Resolve durability technical challenges
  - Identify source of WGS deactivation with shutdown/restart
  - Demonstrate 2000 hour durability