

Hawaii Hydrogen Center for Development and Deployment of Distributed Energy Systems

Richard Rocheleau
Hawaii Natural Energy Institute
University of Hawaii
May 25, 2005

TV3

This presentation does not contain any proprietary or confidential information

Overview

Timeline

- October 2004
- June 2006
- 15% (through 3/31/05)

Budget

- Total \$4.3 mm
 - DOE 3.1 mm
 - Cost share 1.2 mm
- FY05: \$1.2 mm total

Barriers addressed

- See next slide

Partners

- HI Dept. of Business, Economic Development & Tourism
- City and County of Honolulu
- HELCO/HECO
- The Gas Company
- AirGas
- Sandia National Laboratory
- MVSsystems
- ClearFuels Technology
- New Mexico Tech
- Hawaiian Commercial & Sugar Co.
- Center for a Sustainable Future
- PICHTR
- Sentech

Barriers

- **Hawaii Hydrogen Power Park**
 - **B, C, E, H, I: Hydrogen Infrastructure Technology Validation**
 - **G, H: Hydrogen Safety**
- **Hydrogen Fuel Quality Assessment**
 - **A, C: MEA Materials and Components – durability and performance**
- **Renewable Hydrogen Production: Photoelectrochemical**
 - **AP, AQ: Materials efficiency and durability**
 - **AS: Device configuration design**
- **Renewable Hydrogen Production: Biomass**
 - **W: Cost reduction of biomass gasification**
 - **W: Gasifier product gas cleanup**
 - **W: Basic research on advanced hydrogen purification**

Objectives

- **Hawaii Hydrogen Power Park:** Develop and operate a test bed for validation and characterization of hydrogen technologies in a real world setting which will:
 - Integrate a renewable energy source with an electrolyzer, fuel cell and hydrogen-fueled internal combustion engine to power a building
 - Collect real-world cost and engineering data
 - Outreach to local authorities and the general public
- **Hydrogen Fuel Quality Assessment:** Characterize the effect of trace level contaminants on the performance and durability of PEM fuel cells
 - Collect data suitable for use in development of fuel quality guidelines
 - Develop and validate test plan and test protocols

Objectives

- **Renewable Hydrogen Production – Photoelectrochemical:** Develop novel multi-terminal device configurations which offer potential for higher efficiency photoelectrodes for solar H₂ production than achievable with current thin film approaches
 - Develop high efficiency CIGS solar cells compatible with 4-terminal device
 - Demonstrate high efficiency 4-terminal photoelectrodes
- **Renewable Hydrogen Production – Biomass:** Investigate critical steps for H₂ production from biomass, including biomass & syngas conditioning/cleanup, optimal pathway assessment & characterization of selected biomass gasification technology
 - Evaluate H₂ production potential of the Pearson Technologies' gasification process
 - Develop processes for tar reforming and H₂ purification processes at the HNEI gasifier facility
 - Analyze H₂ yield potential of commercial gasifier facilities under development in Hawaii

Approach

- **Hawaii Hydrogen Power Park**

- Leverage Phase I SEP Power Park experience at Hawaii Fuel Cell Test Facility which includes a Stuart Electrolyzer, high pressure hydrogen storage system, and 5kW Plug Power Fuel Cell
- Work closely with SNL modeling group to identify appropriate data base insuring broadest applicability of results
- Select a show-case site which contributes to outreach objectives – Hawaii Gateway Energy Center on the Big Island

- **Hydrogen Fuel Quality Assessment:**

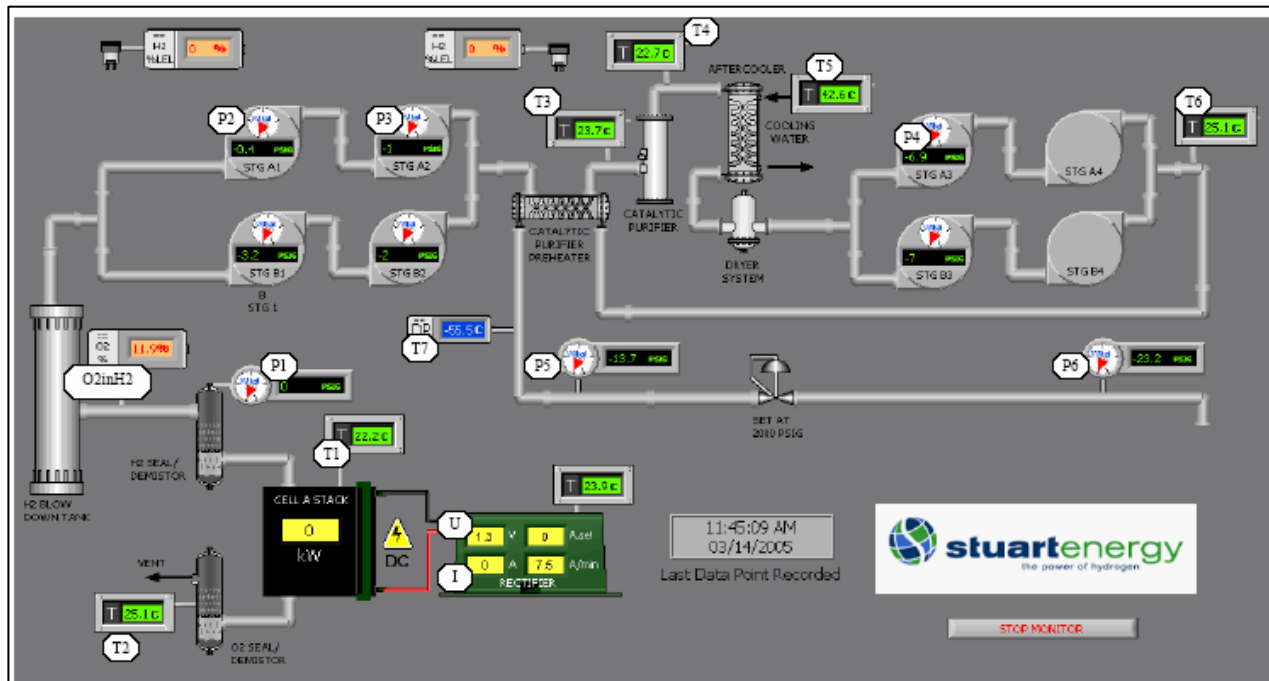
- Leverage DOD investment in Hawaii Fuel Cell Test Facility
- Work in close collaboration with industry, SAE, USFCC, and DOE working groups to develop detailed test plans and test protocols
- Use 3rd party, non-proprietary MEAs to allow post-test analysis

Approach

- **Renewable Hydrogen Production: Photoelectrochemical**
 - Integrate existing high-efficiency CIGS (HNEI) and a-Si (MVSsystems) technologies to demonstrate high efficiency concepts
 - Utilize modeling to identify highest-performance device configurations
 - Utilize detailed optoelectronic characterization of materials and devices for component optimization and model input parameters
- **Renewable Hydrogen Production: Biomass**
 - Conduct parametric gasification tests on Pearson Technologies' pilot plant (4.5 Mg per day) in Aberdeen, Mississippi
 - Develop skid-mounted, producer-gas clean-up test bed to include tar reforming and H₂ purification unit operations
 - Use skid-mounted clean-up system at other biomass facilities in Hawaii to evaluate H₂ yield potential and cost projections

Technical Accomplishments/Progress/Results: Hydrogen Power Park

- Electrolyzer fully operational
- Fuel cell being commissioned – data acquisition to commence in May 05
- Data acquisition system designed and installed:
 - Instrumentation plan developed with SNL
 - Full characterization of electrolyzer at various power levels

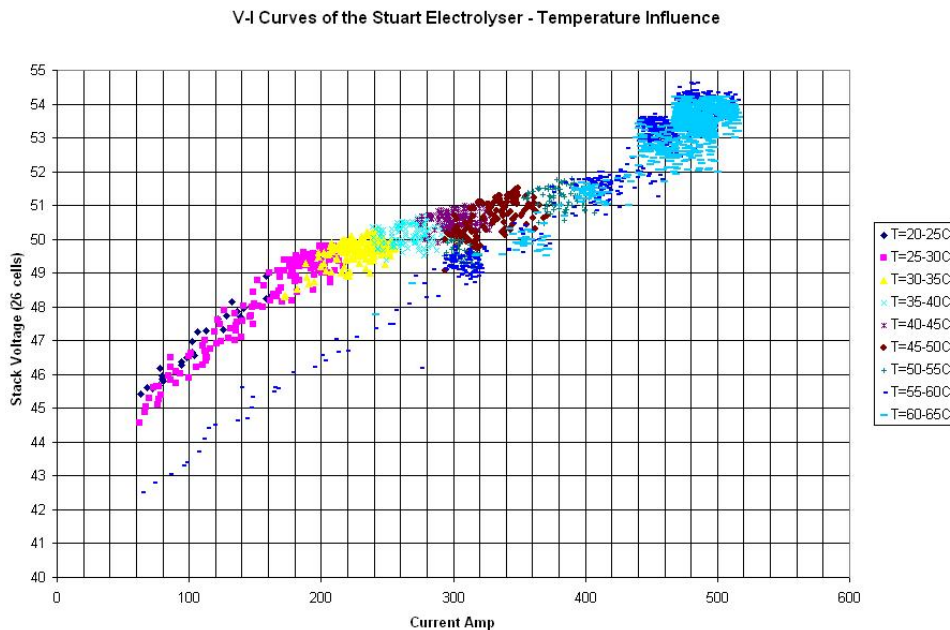


Temperatures (degree C): 1) Cell (*CellTemperature*), 2) O2 Seal (*O2SealTemperature*), 3) H2 before purifier (*PurifierInTemperature*), 4) H2 after purifier (*PurifierOutTemperature*), 5) cooling water (*CoolantTemperature*, cooling the cells, the H2 Seal and the Catalytic Water Aftercooler), 6) Discharge T (*DischargeTemperature*), 7) Dew Point Analyser (*DewPointAnalyser*)

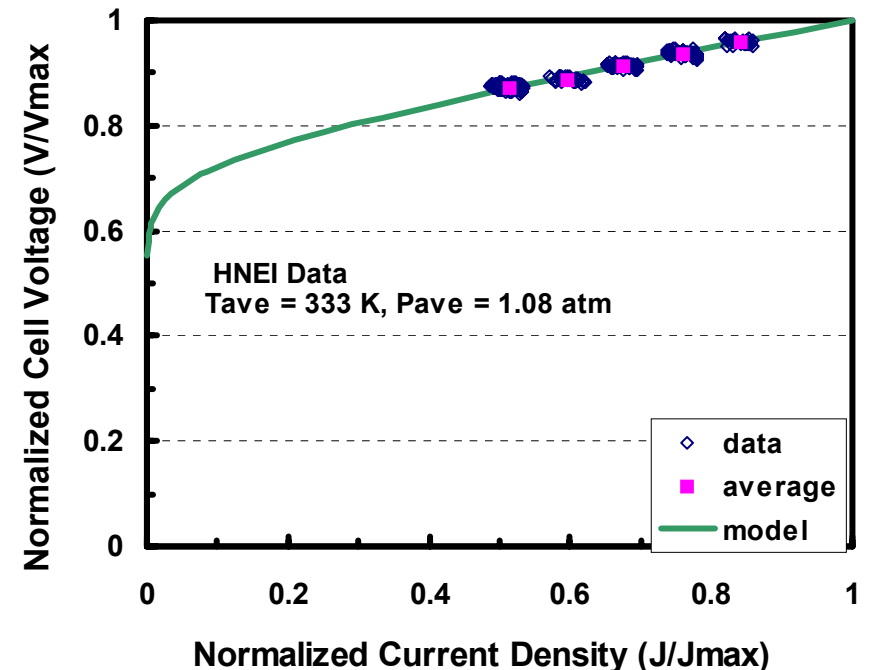
- Labview interface showing 13 data collection points on electrolyzer
- Additional sensors being added including H₂ output mass flow meter

Technical Accomplishments/Progress/Results: Hydrogen Power Park

- SNL processing initial data – see TV-P-4 for initial results
- HNEI analyzing data both “in-house” and sending to SNL for further analysis



Effect of Temp on Electrolyzer
HNEI Analysis



Calibration of Electrolyzer Polarization
Curve SNL Analysis

Technical Accomplishments/Progress/Results: Hydrogen Power Park

- Electrolyzer H₂ purity testing conducted
- Hydrogen quite clean

Component	Level	Component	Level
Oxygen	<1 ppmv	Nitrogen	<1 ppmv
Methyl Mercaptan	<1 ppbv	Methane	<0.5 ppmv
Ethane	<0.5 ppmv	Ethene	< 0.5 ppmv
Carbon Dioxide	0.48 ppmv	Carbonyl Sulfide	<1 ppbv
Carbon Monoxide	<1 ppmv	Water	<1 ppmv
Total Volatile Petroleum Hydrocarbons		<0.017 ppmv	

Smart Chemistry Report 5 Feb 05 of H₂ samples taken 21 Jan 05

Hawaii Fuel Cell Test Facility

Site of Power Park Phase I & Fuel Quality Assessment Work



- Demonstrated 24/7 operation
- Full time engineering support
- Extensive safety systems
- Computerized process control and data acquisition
- Secure lines for external monitoring and data transfer

Test stands



Electrolyzer



Gas storage

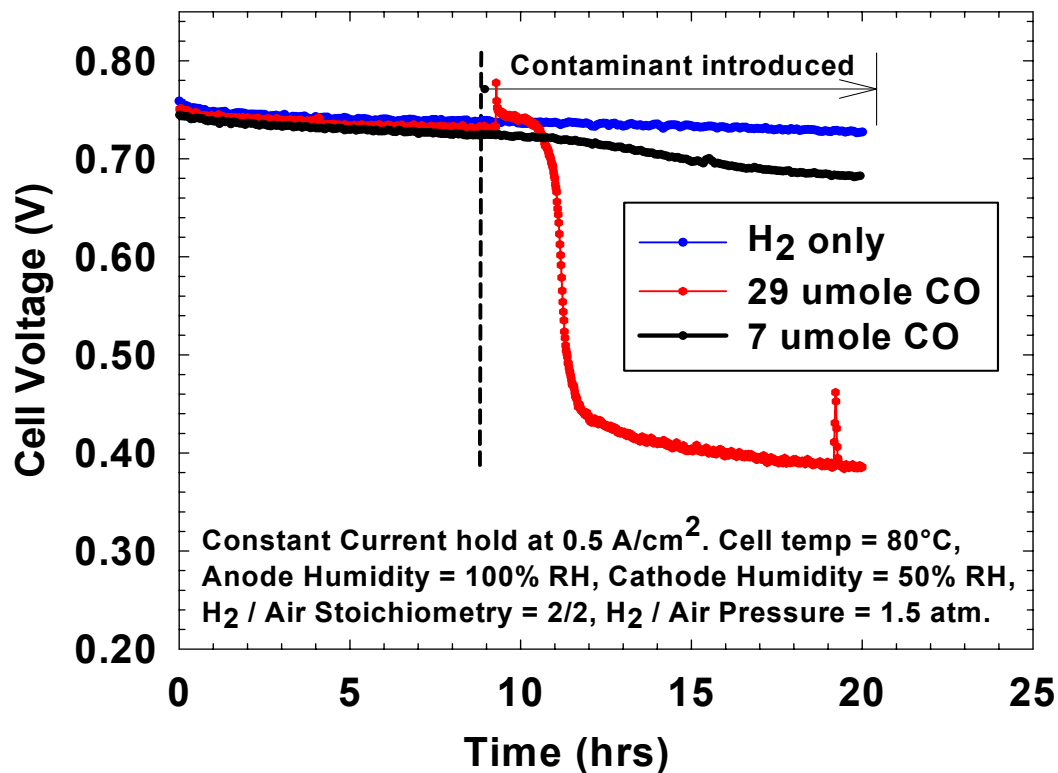
- On-site hydrogen generation
- Wide selection of gases (H₂, reformat, O₂, air, fuel contaminants)
- On-line high resolution gas analysis

Technical Accomplishments/Progress/Results: Fuel Quality Assessment

- Participating in SAE, USFCC and DOE working groups for development of test protocols and work plans
- Fuel cell hardware from General Motors(GM), Ballard Power Systems(BPS), and UTC Fuel Cells on site – reference and test cells provided
- Protocols for MEA assembly, cell build, cell conditioning and operation, and manufacturer specific test diagnostics transferred to HNEI
- Additional test stand capacity specified and orders placed

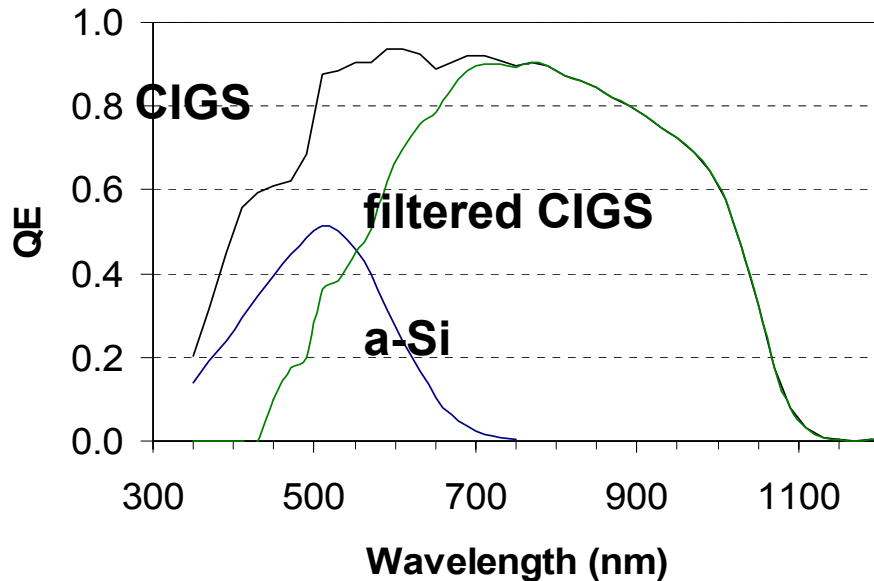
Technical Accomplishments/Progress/Results: Fuel Quality Assessment

Effect of CO Contamination on Cell Performance



- Performance of HNEI test stations verified by comparison of HNEI test results with UTC and BPS test data
- Shakedown testing on GM and BPS cells with CO ranging from 7 to 29 ppm completed

Technical Accomplishments/ Progress/Results: Photoelectrochemical H₂ Production



- Stand-alone CIGS solar cell: 14.04%
- >15% PV efficiency possible using currently available materials
- Reduction of reflection losses at interfaces critical for high efficiency

4-Terminal Device	V _{OC} (mV)	J _{SC} (mA/cm ²)	FF	PV Efficiency
top (thin a-Si)	933	7.09	0.75	4.96%
bottom (CIGS)	604	24.77	0.71	10.62%
total				15.58%

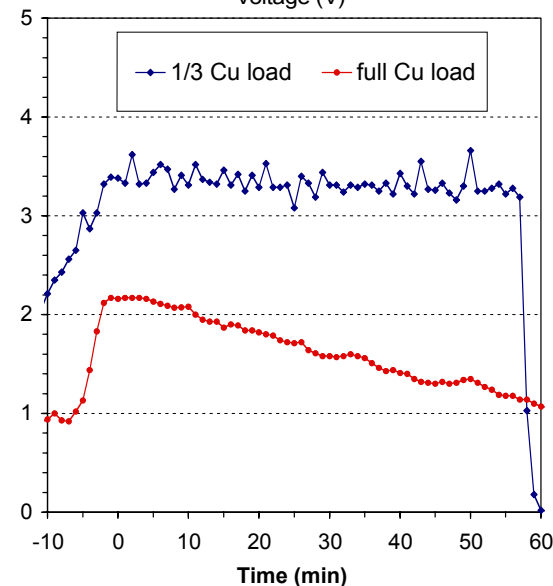
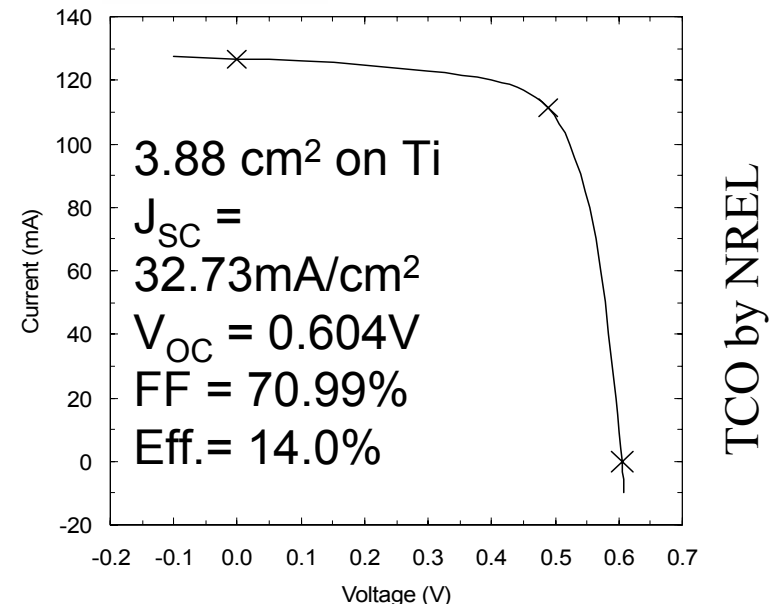
Technical Accomplishments/ Progress/Results: Photoelectrochemical H₂ Production



Daystar/HNEI

Process modifications to improve robustness of HNEI's high efficiency fabrication process have been implemented:

- **CIGS Process Endpoint Detection**
 - Pyrometer for substrate temperature monitoring is being installed
- **CIGS Evaporation Source Stability**
 - Cu source fill level optimized for more stable deposition rate



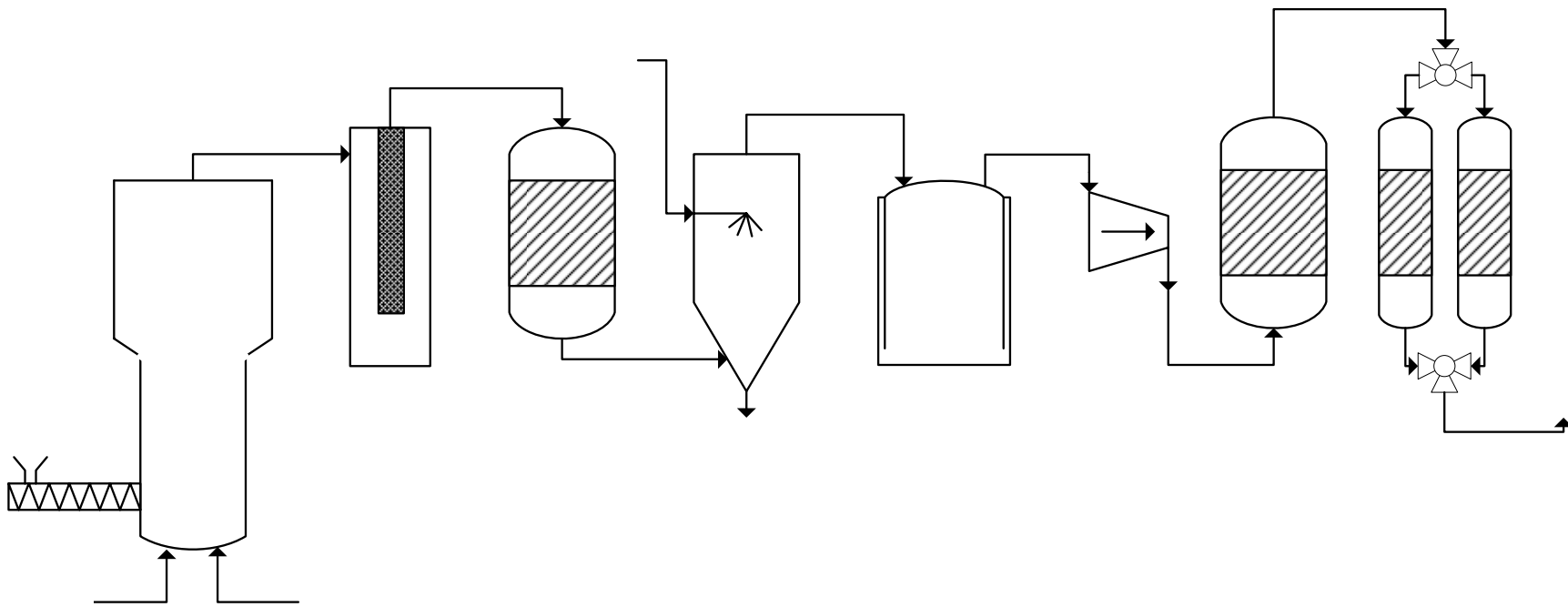
Technical Accomplishments/Progress/Results: Renewable Hydrogen – Biomass

- Five short-duration preliminary parametric tests have been conducted at Pearson Technologies' 4.5 Mg per day (5 tpd) pilot plant in Mississippi
 - Atmospheric pressure, entrained-flow reactor utilizing steam as the oxidizer
 - Reactor exit temperature 925°C
 - Average inert-free gas composition of 51% H₂, 31% CO, 6% CH₄, 12% CO₂
 - Gas yield of 1.3 m³ gas per kg biomass (at STP)



Technical Accomplishments/Progress/Results: Renewable Hydrogen – Biomass

- Preliminary design of skid-mounted, producer-gas clean-up test bed unit completed



H₂O In

17
Wet

Responses to Previous Year Reviewers' Comments

Hawaii Hydrogen Power Park

Narrow the technical approach. Use just renewable for H₂ production instead of using reformers with multi fuels.

- Scope reduced to use renewables to power electrolyzer.

Delay in fuel cell selection and installation.

- Fuel cell procured, installed, commissioned. Data acquisition to start in May 05.

No quantifiable Goals.

- Data provided to SNL for quantitative analysis.

Add FC manufacturer to project team.

- Supplier/Client relationship with Plug Power is strong. Plug Power is responsive to project's requirements.

Plan to install either multiple fuel cell modules or larger units.

- Current fuel cell is compatible with energy needs of Gateway Energy Center.
- Budget precludes significant increase in FC.

Future Plans

- **Hawaii Hydrogen Power Park:**
 - Relocate Power Park to Hawaii Gateway Energy Center
 - Investigate opportunities to use Big Island geothermal, wind and biomass renewable resources for H₂ production
 - Continue data acquisition task and work with SNL
 - Identify additional partners/technologies for incorporation into Power Park
 - HELCO: grid reliability issues
 - GasCo: clean energy fuel station
 - Collier technologies: hydrogen IC engine
- **Hydrogen Fuel Quality Assessment:**
 - Install additional test stands
 - Complete characterization of CO and H₂S contaminant effects
 - Initiate testing using other contaminants identified by USFCC and DOE working group

Future Plans

- **Renewable Hydrogen Production: Photoelectrochemical**
 - Continue development of high-efficiency CIGS solar cells compatible with PEC device integration
 - Design, model and fabricate 4-terminal device compatible with H₂-production requirements using best available materials
- **Renewable Hydrogen Production: Biomass**
 - Complete longer-term testing at Pearson Technologies' plant
 - Complete design, fabricate, and operate skid-mounted, producer-gas clean-up unit at the HNEI gasifier facility
 - Transport skid-mounted unit to Kauai for evaluation of 45 Mg per day gasifier under development at the Gay & Robinson Sugar factory

Publications and Presentations

Hawaii Hydrogen Power Park

Conference Presentations:

R. Rocheleau, J. Ewan – “Power Park”, US DOE Workshop on Distributed Energy Resources, Honolulu, HI, 24 August 04

R. Rocheleau, E. Miller, J. Ewan, C. Jensen, M. Kaya, J. Hurwitch, T. Quinn, “Hydrogen Programs in Hawaii”, 2004 NHA Conference

T. Gillen, Documentary Video “Sustainable Hawaii” featuring Power Park, August 2004

Fuel Purity Assessment

Conference Presentations:

T. Thampan, Keith Bethune, R. Rocheleau, “Impact of Hydrogen Quality on PEM Performance”, submitted for 2005 Fuel Cell Seminar

R. Rocheleau, E. Miller, K. Bethune, D. Wheeler, “Full Scale PEM Testing at the Hawaii Fuel Cell Test Facility: Recent Progress”, Electrochemical Society Meeting, October 2004

R. Rocheleau, Hydrogen Fuel Contaminant Tests: Status Report. Presented to the DOE Hydrogen Fuel Quality Working Group, March 2005, Washington, DC

Renewable Hydrogen Production – Photoelectrochemical

Conference Presentations:

B. Marsen, A. Madan, S. Dorn, S. Marsillac, F. Matsunaga, R. Rocheleau, and E. Miller, “Four-Terminal Solar Cell Based on High-Efficiency Cu(In,Ga)Se₂ Device on Metal Foil”, 206th ECS Meeting, Honolulu, 2004.

B. Marsen, S. Marsillac, S. Dorn, R. Rocheleau, “Effect of Selenium Effusion Rate on CIGS Thin Films Deposited at Low Substrate Temperature”, 31st IEEE PVSC, Orlando, 2005

Hydrogen Safety

The Power Park and Fuel Quality Testing are the only projects with significant quantities of hydrogen. Other projects are lab-scale and much smaller.

- Most significant hydrogen hazard:
 - H₂ leak and fire from H₂ storage system
- Safety measures to deal with hazard:
 - “Design for Safety” as the overall design approach
 - Major storage components located outdoors
 - Automated safety monitoring and control system
 - Flash arrestors on all vents
 - Limit high pressure piping runs
 - Use of flow limiters and fail-safe shut-off valves
 - Security measures such as fencing, surveillance and signage
 - Training

Hydrogen Safety

- Most Likely H₂ Accident Scenarios:
 - Personnel error in operating the system
 - Failure of gas distribution components.
- Measures to deal with most likely accident:
 - As specified under Safety Measures
- Other serious safety concerns:
 - Vandalism and the need for a 24/7 security system
- Serious safety concerns to discuss with panel:
 - None at this time