

Zeolite Membrane Reactor for Water-Gas-Shift Reaction for Hydrogen Production

*Jerry Y.S. Lin, Henk Verweij,
Peter Smirniotis and Junhang Dong*



University of Cincinnati
Arizona State University



May 15, 2007

Project
PD6

This presentation does not contain any proprietary or confidential information

Overview

Timeline

- Project start date:
July 1, 2005
- Project end date:
June 30, 2009
- Percent complete: **30%**

Budget

- Total project funding
 - DOE **\$1,999,727**
 - Contractor: **\$501,310**
- Funding received in FY06: **\$300,000**
- Funding for FY07: **\$702,165**
Funding for FY07 delayed

Barriers

Barrier addressed: Cost reduction of distributed hydrogen production from natural gas and renewable liquids through Improve reforming and separation efficiencies

Partners


- University of Cincinnati
- Arizona State University
- Ohio State University

Objectives

Fundamental study for the development of chemically and thermally stable zeolite membrane reactor for water-gas-shift reaction for hydrogen production

- *Synthesis and Characterization of Chemically and Thermally Stable Silicalite Membranes*
- *Experimental and Theoretical Study on Gas Permeation and Separation Properties of the Silicalite Membranes*
- *Hydrothermal Synthesis of Tubular Silicalite Membranes and Gas Separation Study*
- *Experimental and Modeling Study of Membrane Reactor for Water-Gas-Shift Reaction*

Membrane Reactor for Water-Gas Shift Reaction



➤ Water-gas-shift reaction at one temperature (about 400°C)

➤ Two product streams: pure H₂ and pure CO₂

Membrane Requirements:

- Operated in 350-450°C
- Chemically stable in H₂S, thermally stable at ~400°C
- Hydrogen permeance > 5x10⁻⁷ mol/m².s.Pa
- Hydrogen selectivity > 50

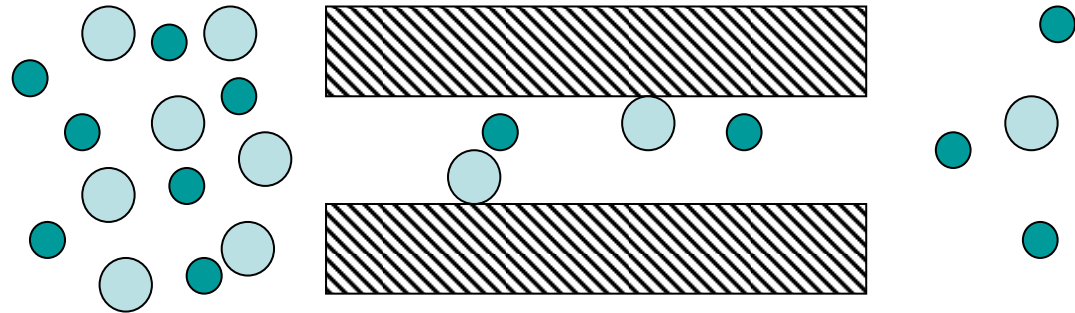
Comparison of Major Properties of Inorganic Membranes for WGS Membrane Reactor Application (350-550°C)

Membrane	Sol-gel silica	Pd-alloy	H ⁺ -conducting ceramic	Silicalite membrane
Hydrogen permeability	High	High	Low	High
H ₂ /CO ₂ selectivity	Intermediate	High	High	Intermediate
Chemical thermal stability	Poor	Poor	Good	Excellent

Transport Mechanism for Good Quality Silicalite Membrane

High temperature

⇔ diffusion



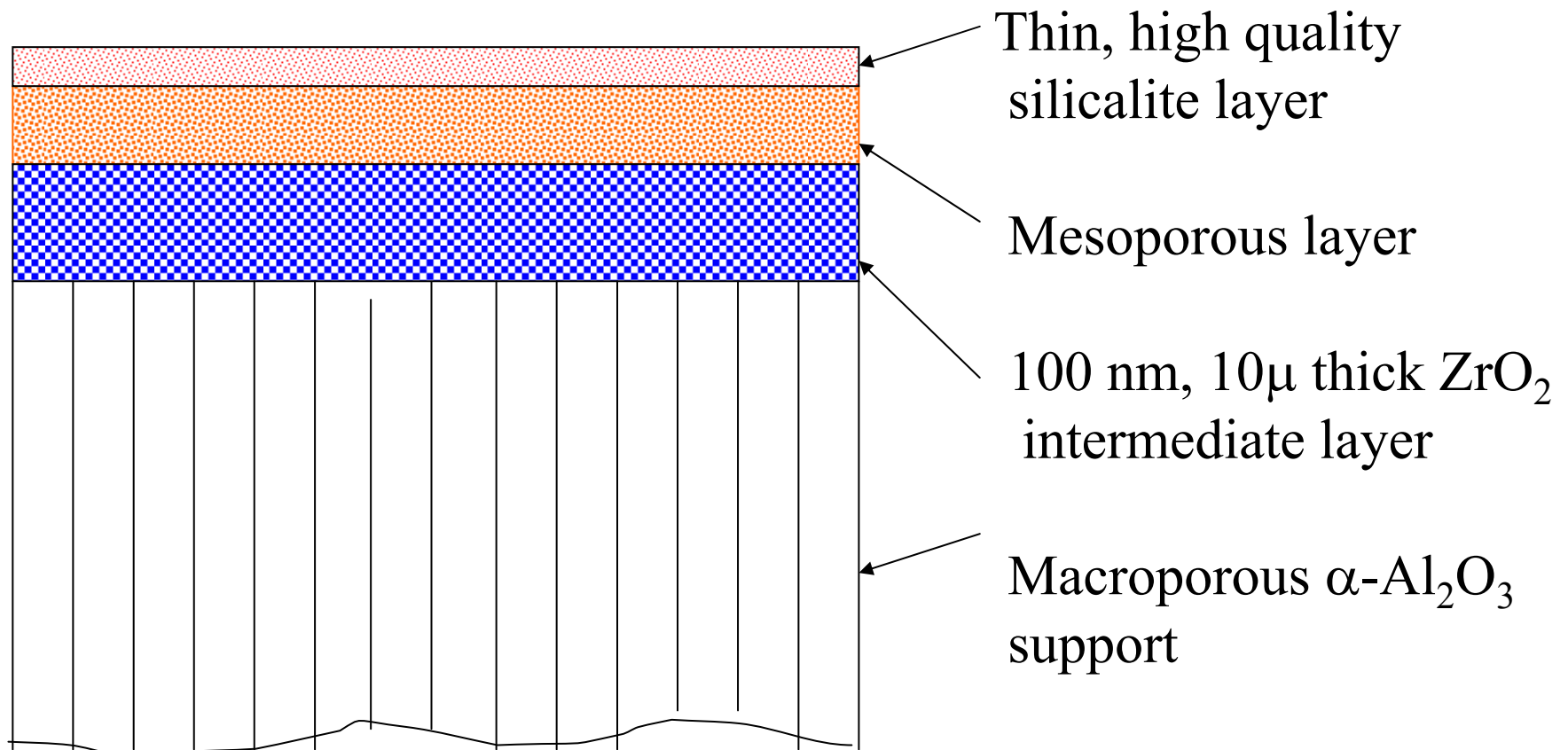
$$J = [\text{Diffusivity}]_{\text{average}} [\text{Solubility}]$$

Diffusivity in intercrystalline pores – non-selective for hydrogen

Zeolitic pore diffusivity – selective for hydrogen ($H_2/CO_2 > 100$)

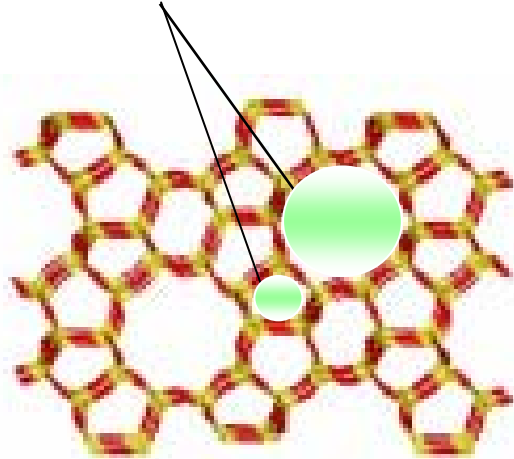
$$J = [\text{Diffusivity}]_{\text{zeolitic}} [1]$$

New Structure of Silicalite Composite Membrane with Improved Chemical/Thermal Stability and Permselectivity

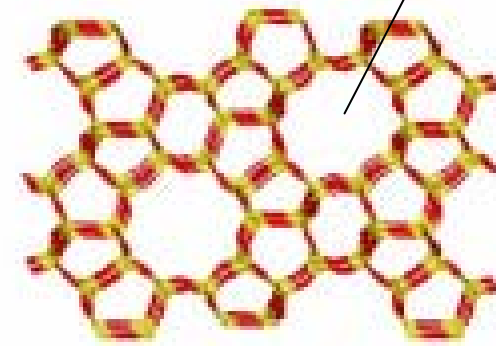


Schematic Illustration of Template Removal from Zeolite Channel by Calcination

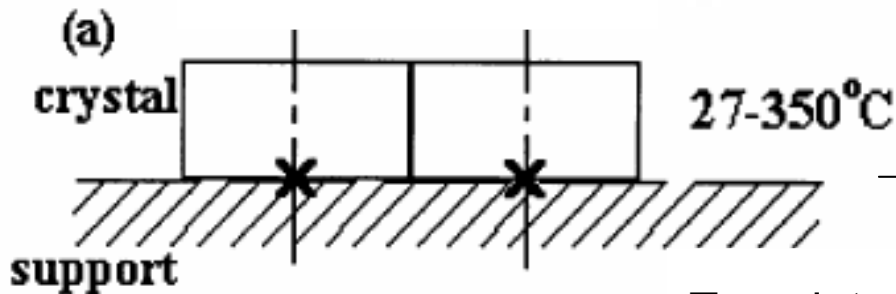
Template: (TPA)OH



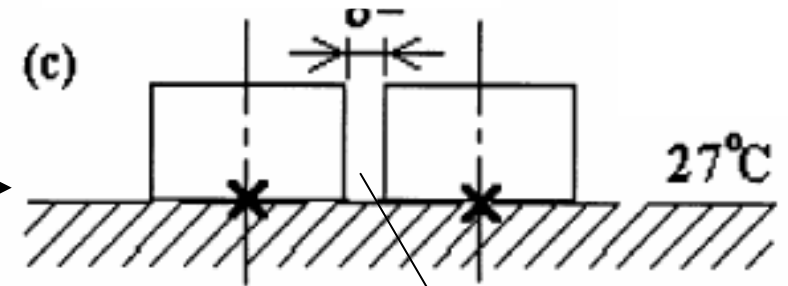
Template removed by calcination (500°C)



Volume shrinks after calcination



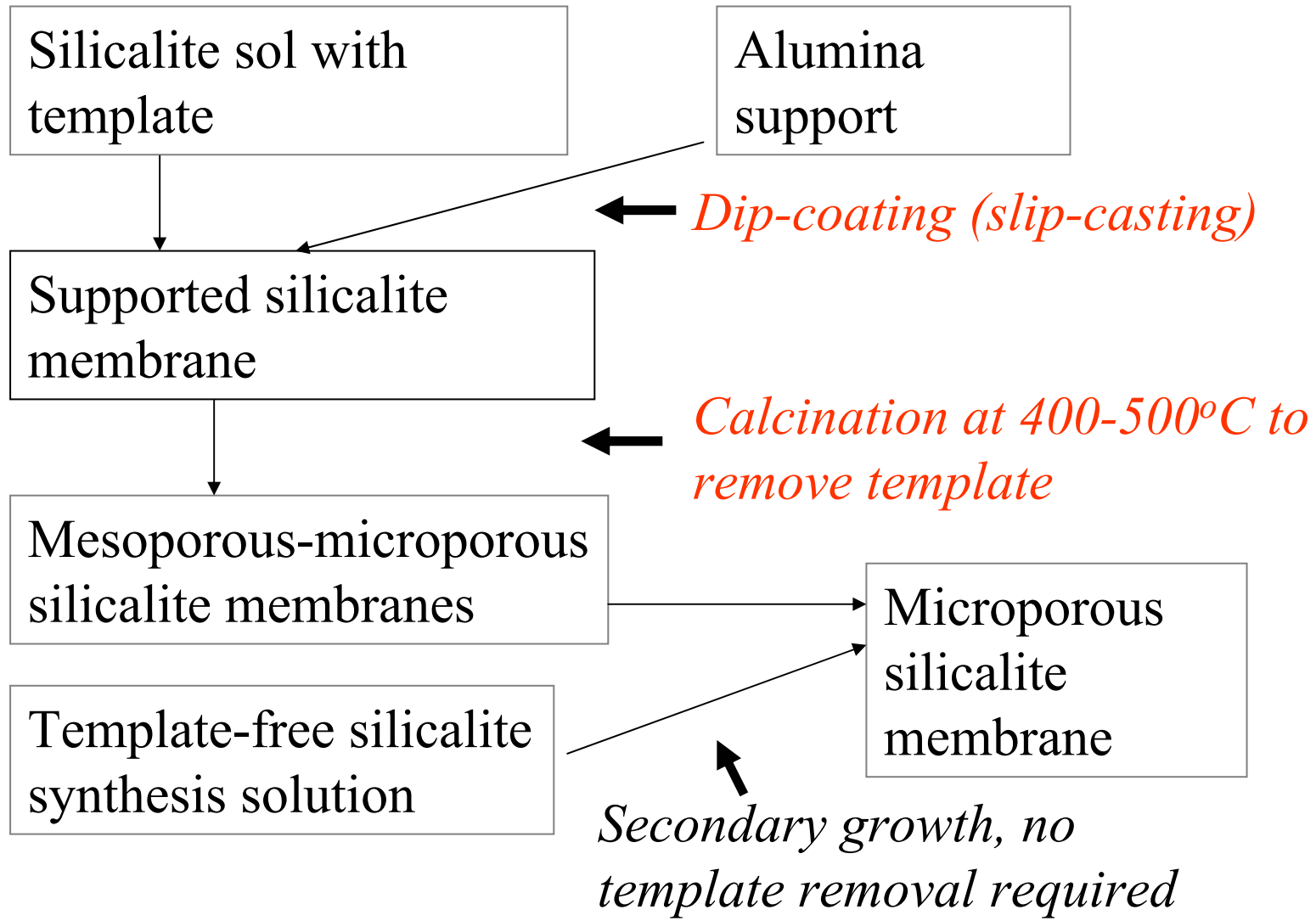
Template removed (~500°C) and cooling down



Intercrystalline gap

Intercrystalline gaps tend to form in the membranes due to the difference in thermal expansion between zeolite layer and support and/or by changes in lattice parameters of zeolite crystals.

Template-free Synthesis of Silicalite Membranes





Plan and Approach

- **Task A- Synthesis and modification of silicalite membranes (70% complete)**
- **Task B- Separation and stability study (Phase II)**
- **Task C Fabrication of tubular support and membrane module (60% complete)**
- **Task D- Hydrothermal synthesis and CVD modification of tubular silicalite membranes and gas (Phase II)**
- **Task E- Microwave synthesis of silicalite membranes (50%)**
- **Task F- Water-gas-shift reaction catalyst and reaction kinetics (40%)**
- **Task G- Membrane reactor modeling and experiments (Phase II)**



Technical Accomplishments

- Template-free secondary growth synthesis by conventional (upper) and microwave (bottom) heating methods



MFI membrane obtained from precursor **without aluminum contents**. (Density was poor)

Time required:
180°C for **20 hours**

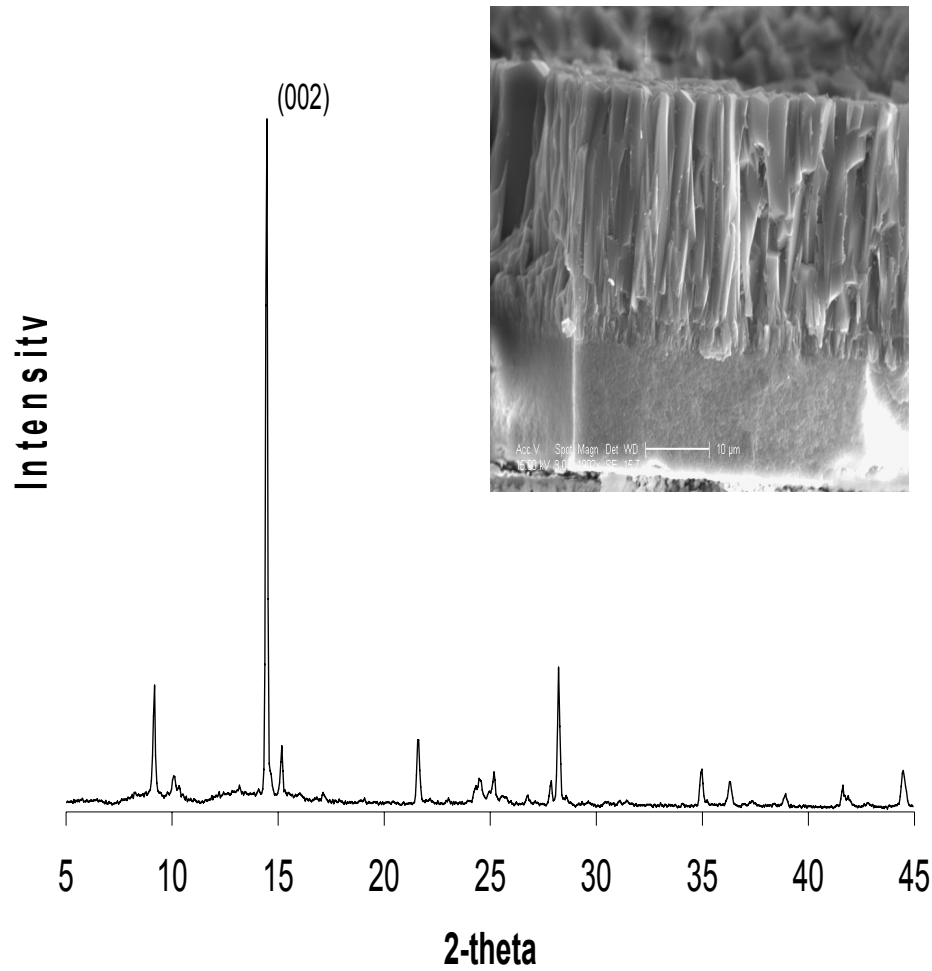


Dense MFI membrane obtained from precursor **without aluminum contents**.

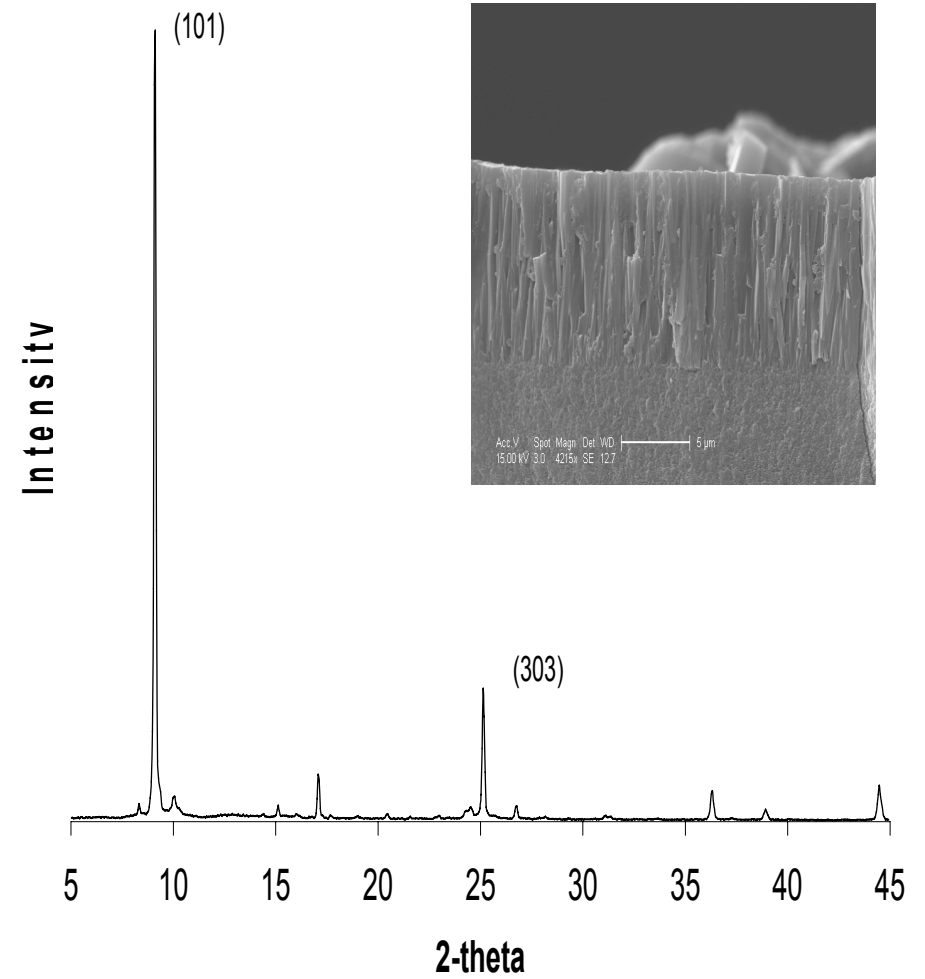
Time required:
180°C for **4 hours**

Technical Progress

- Micro-structural Variations



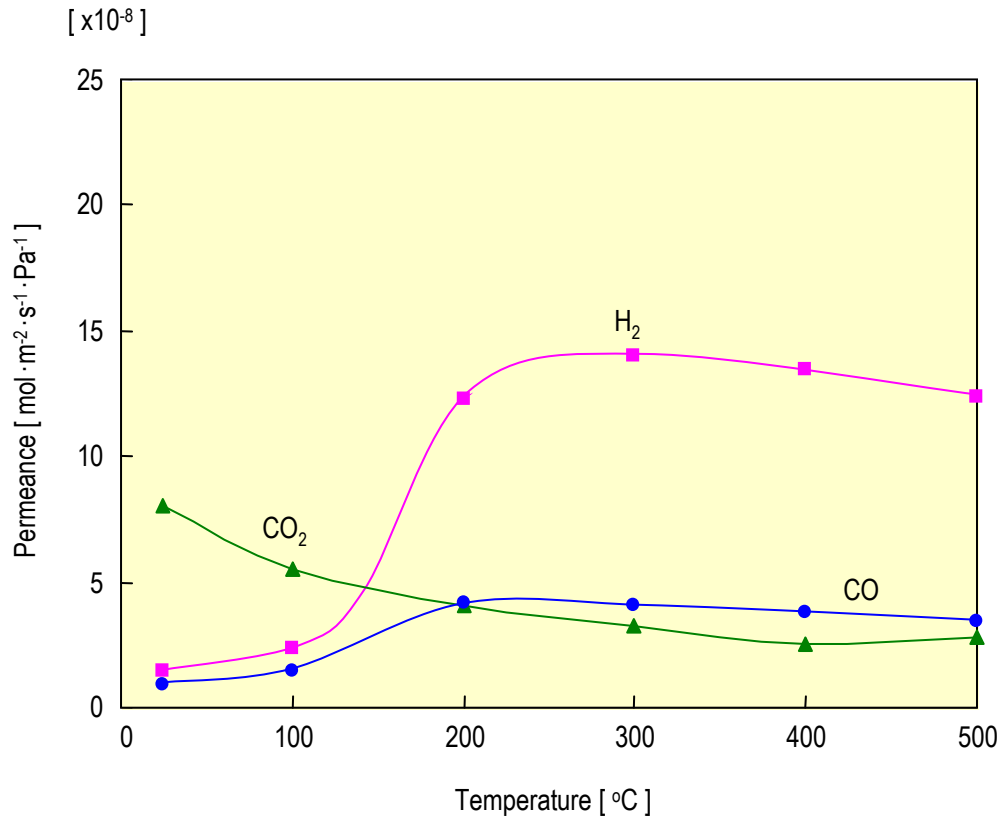
C-oriented structure



hoh structure

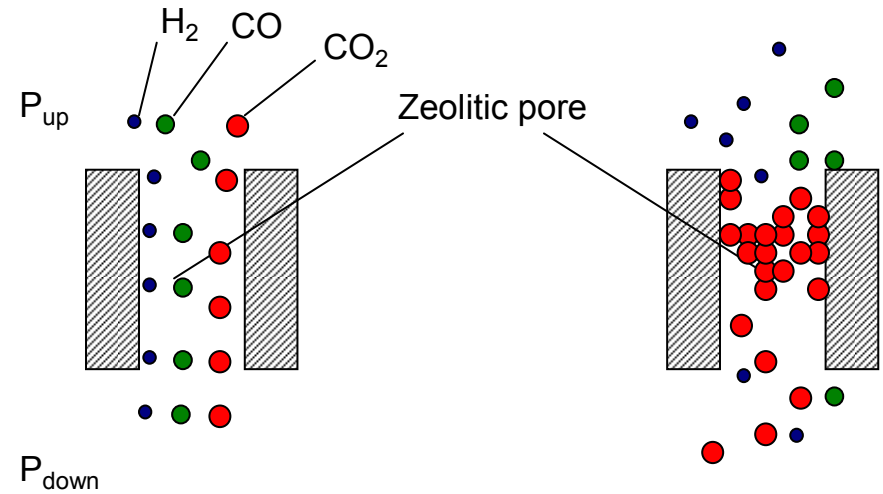
Technical Progress

- Multi-component gas separation test**



At low temperature, this membrane shows CO₂ permeable characteristic.

H₂ permeance increases drastically with increasing the temperature, showing the H₂ permeable membrane at high temperatures.



(a) high temperature

No adsorption effect

(b) low temperature

*Adsorption effect
(block the permeation)*

Schematic image of CO₂ adsorption on zeolitic pores

Temperature dependency of gas permeances for MFI-type zeolite membrane

Experimental condition

Feed gas composition (H₂:CO:CO₂=1:1:1)

P_{up}: 0.3 MPa

P_{down}: 0.1 MPa


Technical Progress

- Preparation of silicalite membranes by template-free synthesis**


Defect-free continuous zeolite film could be formed on ZrO_2 intermediate layer .

Reproducibility of preparation of silicalite membranes was confirmed.

Membrane thickness could be controlled by dip coating times with stable suspension.



(a)

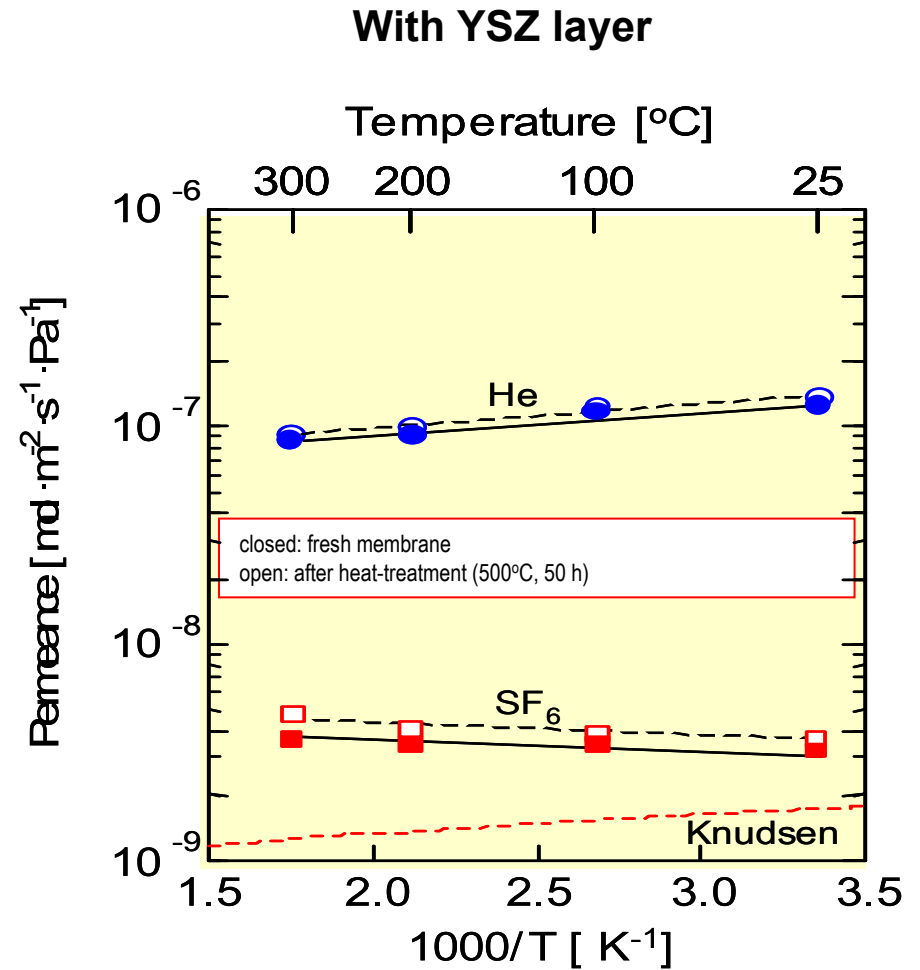
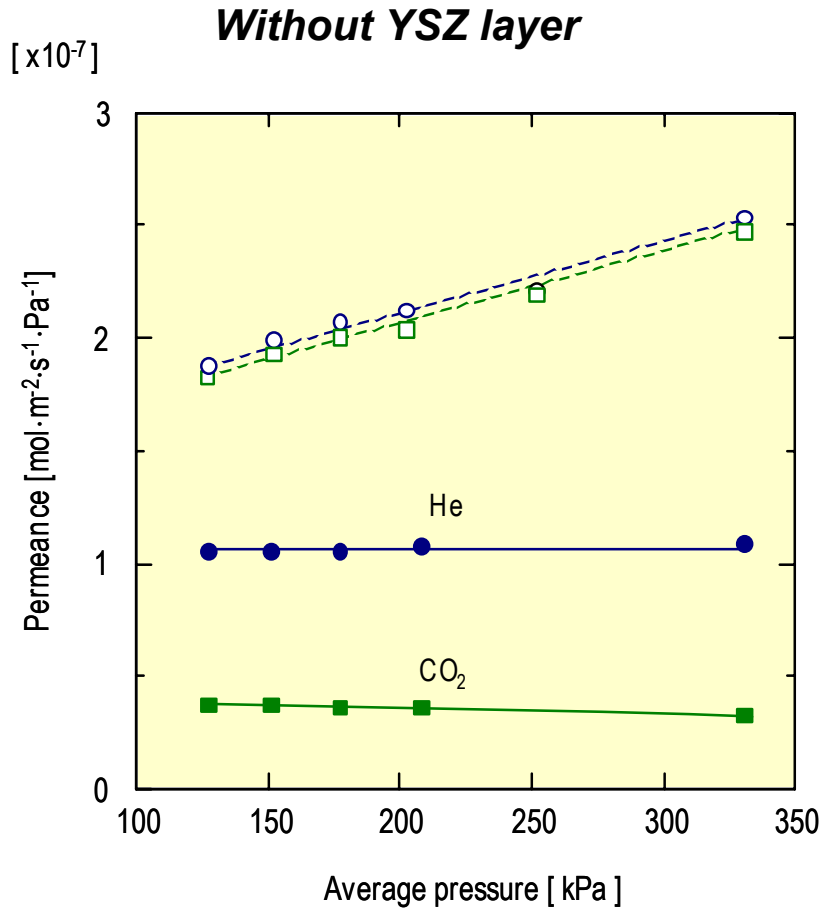


(b)

SEM image of the cross section of silicalite membranes after secondary growth (180°C, 4h); (a) 1 time dip coating (YSZ), (b) 2 time dip coating (YSZ)

Technical Progress

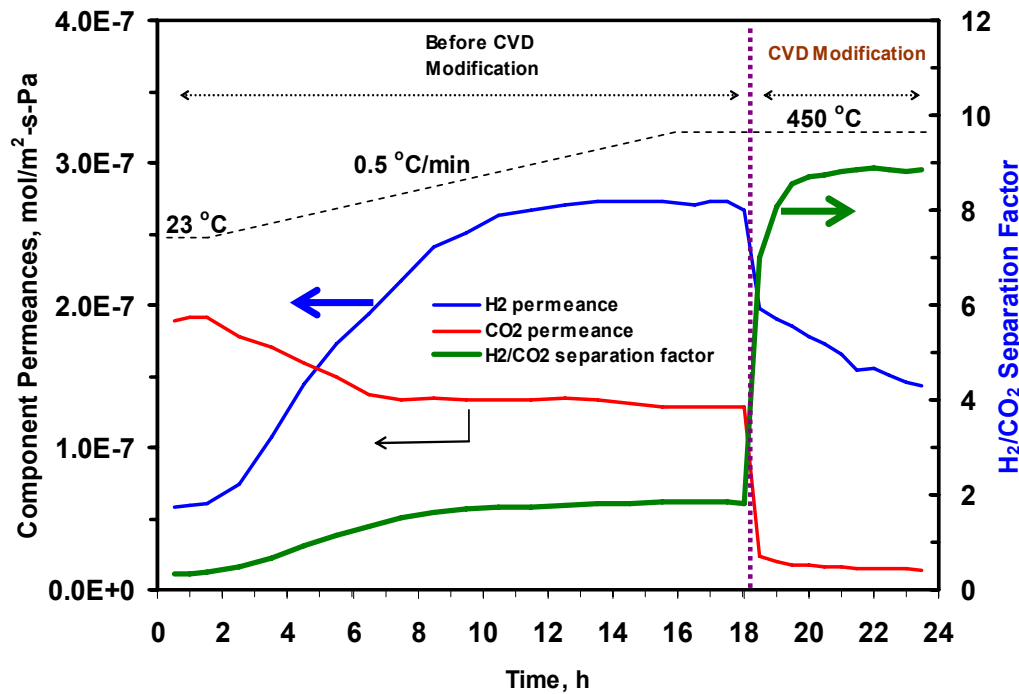
- Thermal stability Improvement**



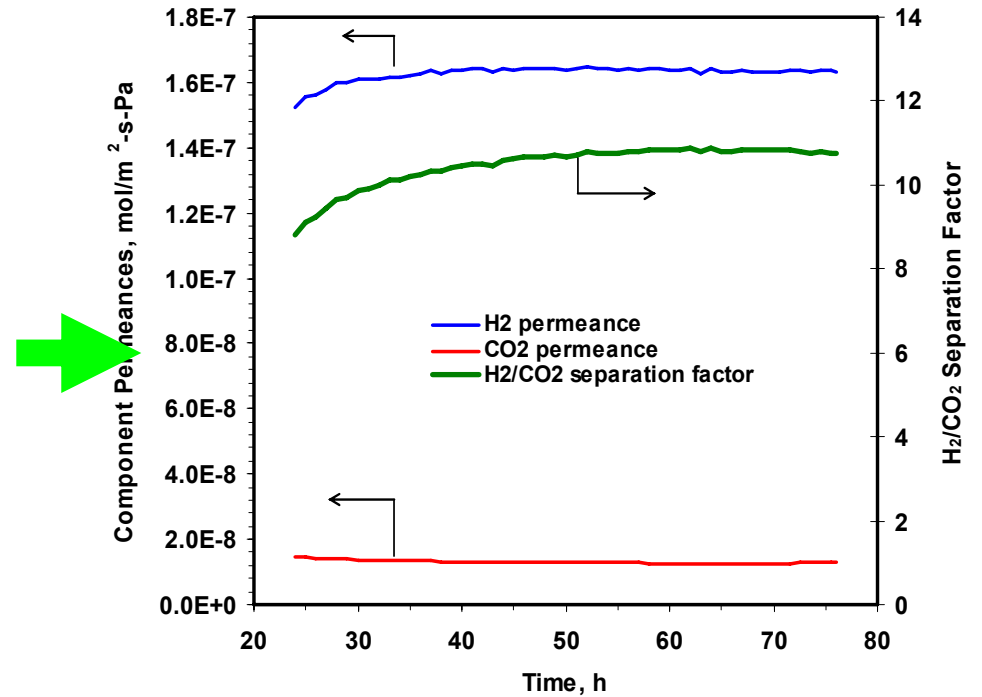
(closed symbols on solid line: permeances for fresh membrane, open symbols on broken line: those for after heat treatment in air at 500°C for 100 hrs)

Technical Progress

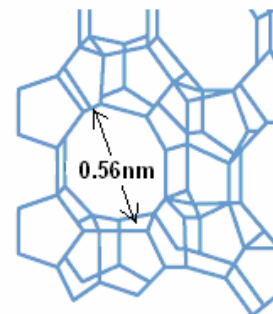
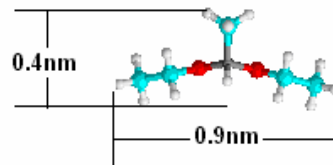
- Zeolite membrane modification by catalytic thermal cracking of methyldiethoxysilane (MDES) during CO₂/H₂ separation at 450°C**



Results of H₂/CO₂ separation During on-stream membrane modification

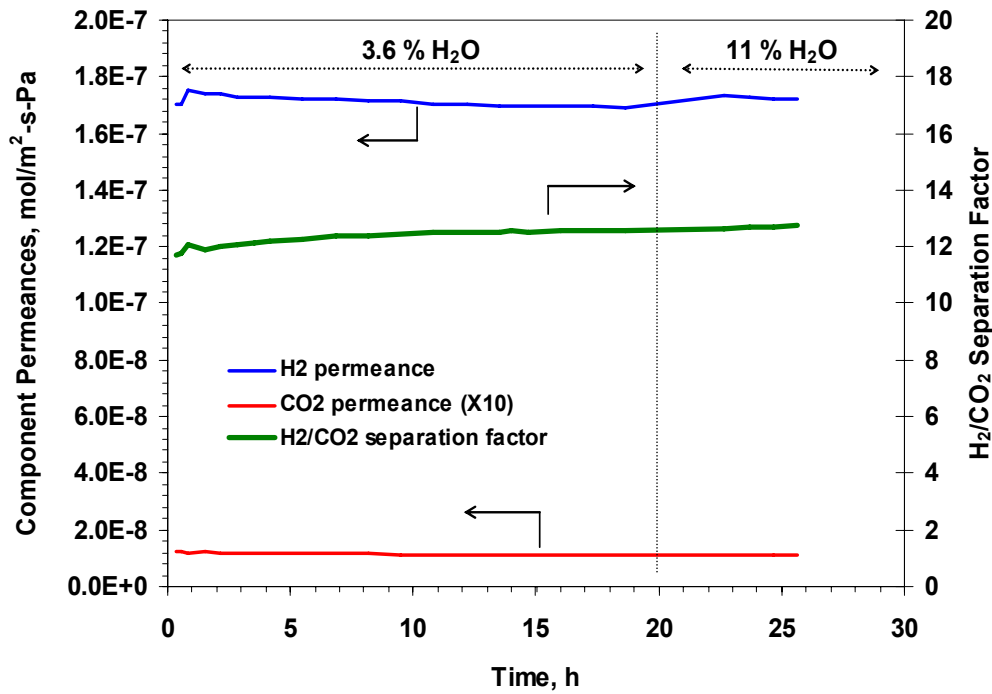


After stop the MDES feed, H₂/CO₂ permeation continued until stabilized

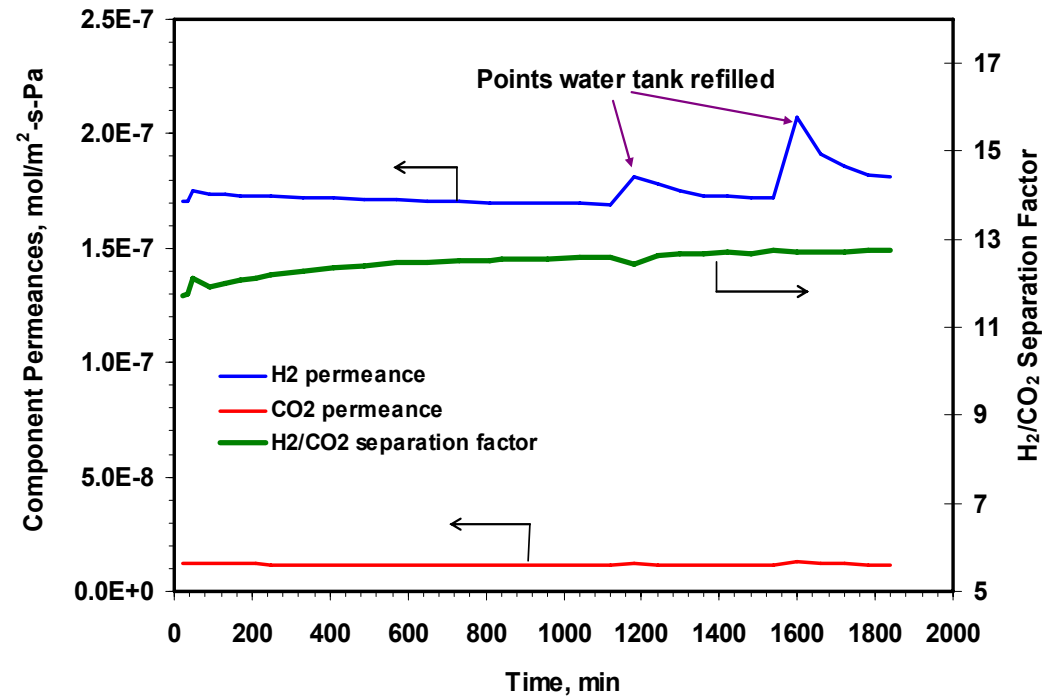


Technical Progress

- H₂/CO₂ separation in presence of water were tested on modified membrane for limited periods at 450°C





50/50 H₂/CO₂
Stream content: 3.6% and 11%



50/50 H₂/CO₂
Stream content: 30%

Technical Accomplishments

- Membrane reactor assembly



- Cooled sealing
- Adaptive housing

Technical Progress

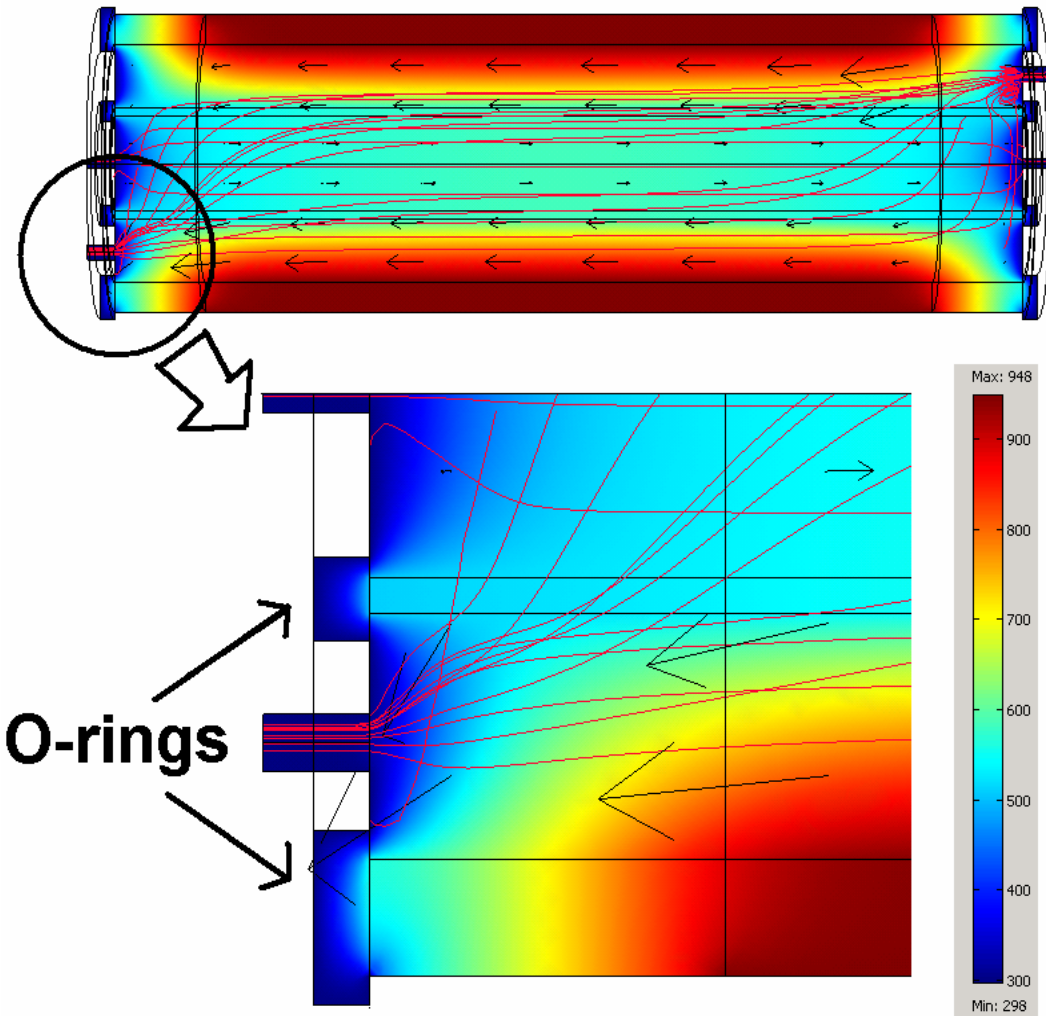
- Small reactor thermal design

3D finite element heat+flow

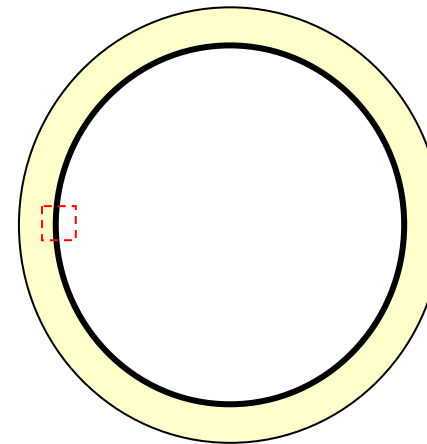


- **O-ring seals** may survive
- **T-distribution** inadequate
- Requires internal heater

Hard, steam-resistant seals:

- **PTFE (230°C), FEP (200°C)**



- Commercial tubular carriers
 - Gel-cast tubes ($\alpha\text{-Al}_2\text{O}_3$)
 - Commercially available (industrial partner)
 - AKP30 support on inner surface



- To be characterized:
- Permeability
 - Porosity
 - Pore size
 - Surface quality

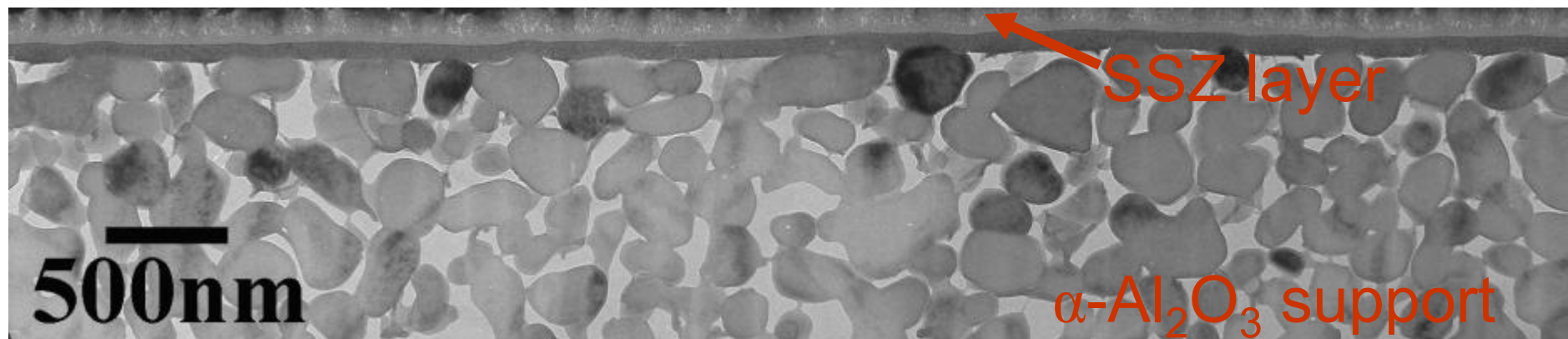
Technical Progress

- Zirconia (SSZ) intermediate layer

SSZ $\emptyset_p = 4 \text{ nm}$, $X = 50 \text{ nm}$ on porous $\alpha\text{-Al}_2\text{O}_3$



- With industrial partner:
 - sono-chemical synthesis 3 nm SSZ particles
- Polymer-assisted film coating

Focused Ion Beam/TEM cross section:



Technical Progress

- Synthesis of tubular MFI membrane



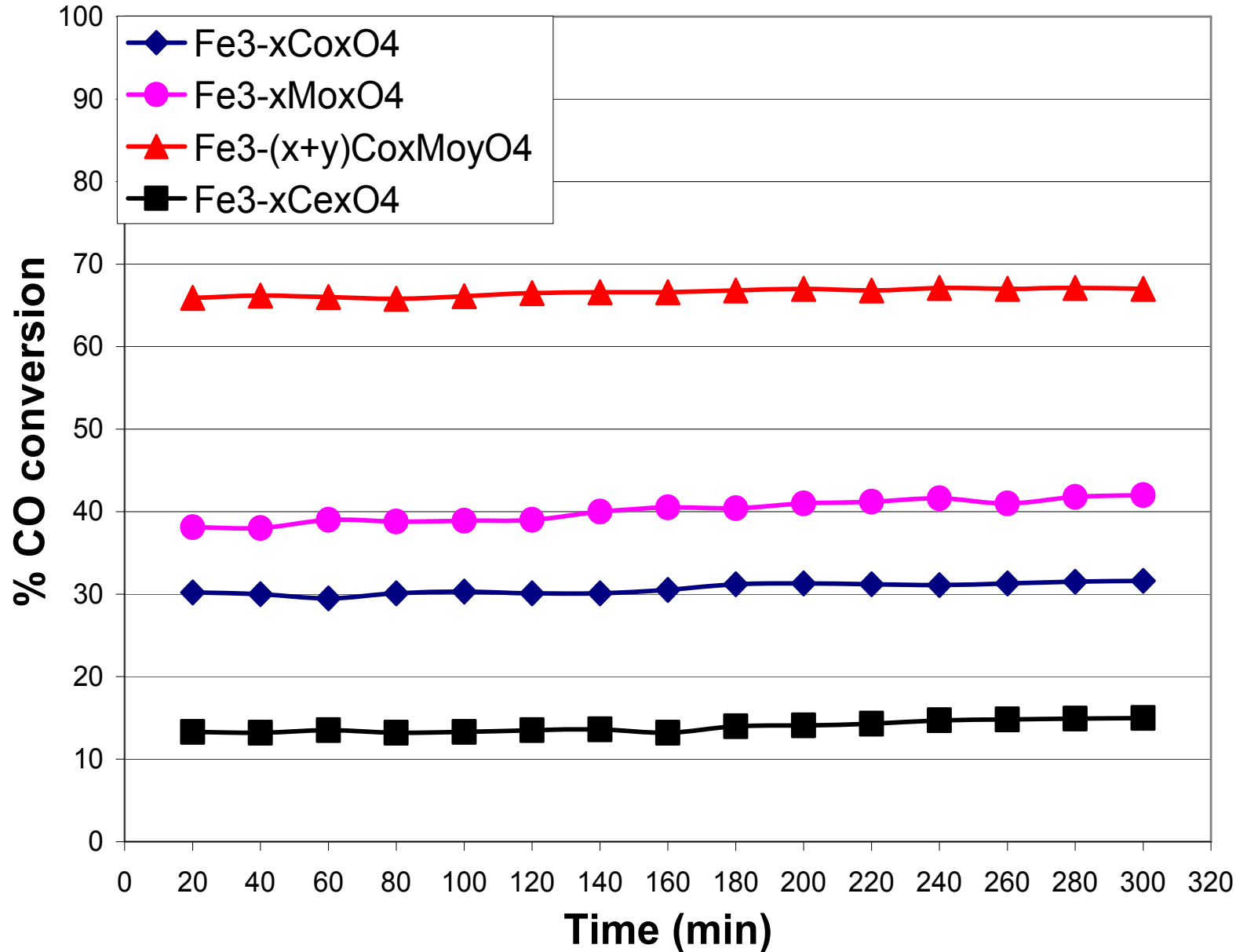
MFI membranes also synthesized on practical tubular supports (Pall Co.) by conventional heating and microwave heating from templated or template-free precursors in rotated synthesis vessels.

Technical Progress

- **Synthesis of improved catalysts and catalyt activity**
 - ✓ *Test performed in H_2 lean conditions to mimic membrane reactor (MR) conditions.*
 - ✓ *Catalysts tested in exceedingly H_2O -rich environments to mimic MR conditions.*
 - ✓ *The WGS reaction was performed at very higher temperature (350–550°C).*
 - ✓ *Exceedingly higher space velocities than industrial were employed.*
 - ✓ *WGS activity (% CO conversion) of 94-97 % was observed in single pass.*
 - ✓ *Parameters pertaining to pretreatment conditions were optimized.*
 - ✓ *Maximum activity observed at 550°C, which also happens to be most favorable for the silicalite membranes operations.*
 - ✓ *Fe/Ce-based inverse spinel catalyst are found to be very promising, their activity results are encouraging for possible commercialization.*

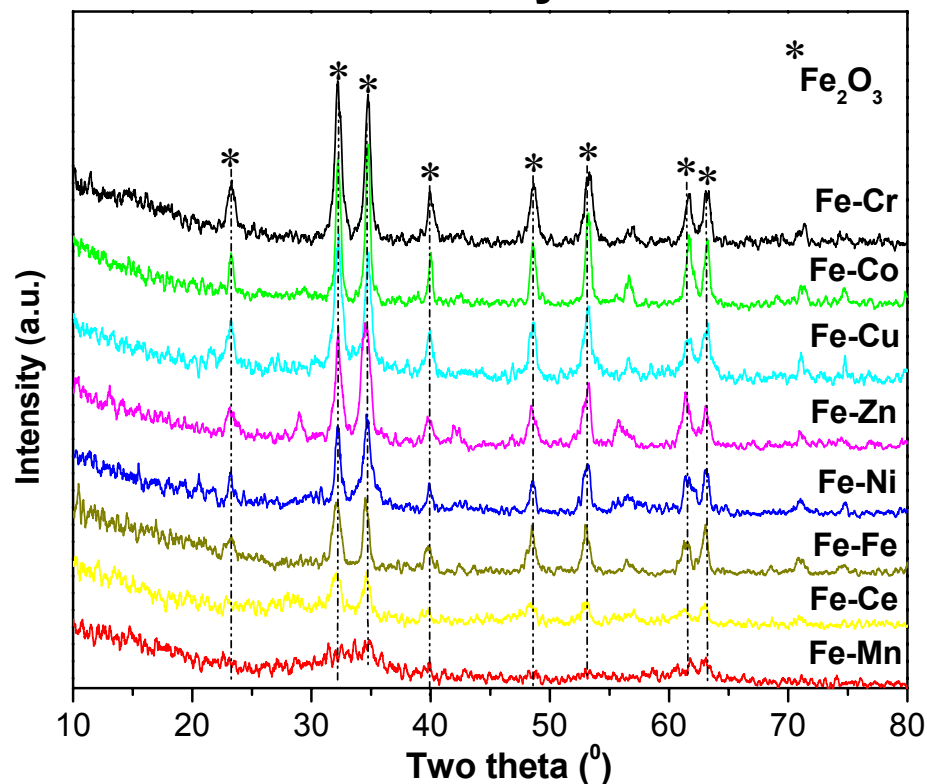
Technical Progress

- High temperature WGS reaction with 100 ppm SO₂ in feed stream**



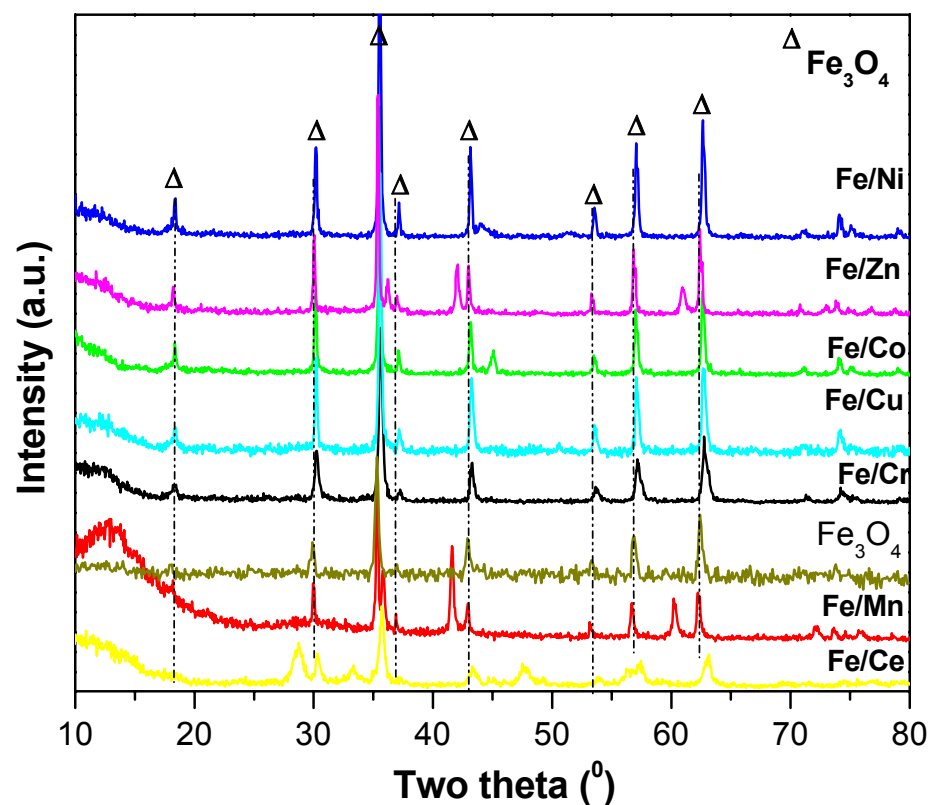
- X-ray Diffraction Patterns of Various Ferrites**

Fresh Catalysts



- Fe_2O_3 type phase
- No other diffractions observed
- Fe/Mn exhibits paracrystallinity

Spent Catalysts



- Fe_3O_4 type phase
- No other diffraction observed
- No XRD peaks due to Fe_xC , Fe or carbonaceous matter

Upon pre-activation Hematite (Fe_2O_3) → Magnetite (Fe_3O_4) [WGS Active] 25

Future Work for FY07 and FY08

- *Optimize synthesis of disk shaped supports with desired intermediate layers and silicalite membranes*
- *Synthesize and characterize (hydrogen separation test) high quality zeolite membranes*
- *Modify and characterize disk-shaped silicalite membranes by CVD*
- *Test separation and hydrothermal stability of silicalite membranes under syngas conditions*
- *Synthesize tubular silicalite membranes by hydrothermal method*

Future Work for FY07 and FY08

- *Testing AKP30 modified tubes (MetaMateria)
Colloidal casting AA3 phosphate/AKP tubes*
- *Deposition intermediate layer/membrane by Flow-coating and thermal processing*
- *Fabricate fully operational membrane module-
Leak testing with dense ceramic tubes, optimization control dynamics, optimization temperature distribution*

Future Work for FY07 and FY08

- *Test of MFI membrane synthesized by microwave heating*
- *Optimize membrane synthesis by microwave oven*
- *Microwave synthesis (secondary growth) of tubular MFI membranes*
- *Optimize membrane modification by on-stream catalytic CVD*
- *Separation test for mixtures containing H_2 , CO_2 , CO , H_2O and trace H_2S*
- *Provide membrane to teams for WGS membrane reactor tests*

Future Work for FY07 and FY08

- *Test the performance of sulfur-tolerant hybrid WGS catalysts developed by simulating SO₂ & H₂S in the feed stream*
- *Develop “ultra high sulfur-tolerant catalysts” for WGS membrane reactor*
- *Chemical stability studies and catalyst deactivation phenomena and plausible regeneration with the help of Operando techniques*
- *State-of-the-art characterization on the best catalysts*

Summary

- **Relevance:**

Help to develop processes for cost-effective production of hydrogen from natural gas and renewable liquids

- **Approach:**

Study fundamental issues related to synthesis of high quality, stable zeolite membranes and membrane reactor for water-gas-shift reaction and hydrogen separation

- **Technical Accomplishment and Progress:**

Developed and studied methods and techniques to prepare support with adequate intermediate layer, zeolite membranes with molecular sieving properties, tubular support and modules, and catalysts with improved properties for WGS reaction

- **Proposed Future Research:**

Prepare and characterize high quality zeolite membrane for hydrogen separation and catalysts for WGS reaction

Plan & Approaches (Year 2)

- **Task A-1:**
Synthesis of disk-shaped supports with intermediate zirconia and silicalite layers
(70% completed)
- **Task A-2:**
Synthesis of good quality silicalite membranes with hydrothermal template-free method
(60% completed.)
- **Task A-3:**
Optimization of hydrothermal synthesis condition for silicalite membranes
(60% completed)
- **Task A-4:**
Set up the pervaporation and multi component gas permeation and separation unit for silicalite membrane characterization
(100% completed)
- **Task A-5:**
Installation of H₂ cylinder cabinet and transport system in the lab
(100% completed.)
- **Task A-6:**
Characterization and study of hydrogen separation properties of disk-shaped zeolite membranes
(75%)

Plan & Approaches (Year 2)

Task C-1:

- Commercial tube supplier
- Centrifugal casting set-up
- Custom centrifugal casting bowls

- Modify slurry chemistry & rheology
- Three zone furnace set-up
- Preparation of tubular supports
(70% completed)

Task C-2:

- Flow coating apparatus set-up
- Controlled filling/emptying velocity
- Slip casting of tubular supports

- Calcination of intermediate layers
- Preparation & calcination of top layers
- Characterization of layer properties
(70% completed)

Task C-3:

- Set-up of large membrane reactor
- Set-up of small membrane reactor
- Thermal modeling membrane reactors

- Characterization of membrane reactors
- Optimization of reactors, supports, etc.
- Leak/flow testing membrane module
(70% completed)

Plan & Approaches (Year 2)

- **Task E-1A:**

Optimize the synthesis condition for silicalite colloidal suspensions (particle size <100nm).

(100% completed.)

- **Task E-1B:**

Coating silicalite nanoparticle seed layers on porous substrates – optimization of coating conditions

(100% completed.)

- **Task E-1C:**

MFI membrane synthesis by secondary growth from template-free precursors using microwave heating.

(70% completed.)

- **Task E-1D:**

On-stream modification of MFI membrane to enhance high temperature hydrogen separation.

(40% completed.)

Plan & Approaches (Year 2)



- **Task F-1:**

Dope spinel structures of $\text{Fe}_3\text{O}_4/\text{Cr}_2\text{O}_3$ of (HTS catalysts) with specific atoms

- (1) increase water activation,
- (2) attract CO, and
- (3) repel CO_2 from the surface.

(50% completed)

- **Task F-2:**

Tailor design the catalysts described above in order to allow operation under atmospheres containing poisons (i.e. SO_2 , H_2S ...)

(40% completed)

- **Task F-3:**

Perform selected sets of catalytic experiments for WGS with synthetic feeds simulating the membrane reactor operations namely

- (1) CO_2 -rich
- (2) H_2O -rich environments

(30% completed)

- **Task F-4:**

Characterize the synthesized WGS catalysts with state-of-the-art techniques; Perform chemical stability studies

(60% completed)

- **Task F-5:**

Evaluate critically the success of all the above tasks undertaken. Use the feed-back obtained to develop a fundamental understanding of the structure-performance relationships.

(10% completed)

- **Task F-6:**

Perform full optimization of the WGS catalysts in conjunction to the membrane-WGS reactor

(10% completed)