



H2-W

The producers value of Water in a Hydrogen Economy



Richard G. White
Noah C. Goldstein

Jun 12, 2008

Project ID #
AN7

Overview

Timeline

- Start: Sept 07
- End: Oct 08
- Percent Complete: 75%

Budget

- Total project funding
 - DOE \$440K
- Funding received in FY07
 - \$200K
- Funding for FY08
 - \$240K

Barriers

- Future Market Behavior (A)
Market Transformation
- Inconsistent data, assumptions
and guidelines (C)
- Unplanned Studies (E) - Resource
Requirements and Availability

Partners/Collaborators

- UC Davis ITS
(Model Parameterization)
- LBNL (L.Dale)
- Sandia (M. Hightower)
- NREL(M. Ruth)

Project Objectives

- Characterize the water requirements for hydrogen production
 - Asses the water requirements inside the H2 plant
 - Water intensity
 - Water quality
 - Impact of water on H2 costs
 - Asses external water requirements in support of H2 Production
 - Embedded water of input resources
 - Source reliability (quantity and quality)
 - Regional water influences
- Develop framework for assessing the impact of water in hydrogen production
- Comparative analysis with water use for other fuel options
- Evaluate regional conditions that may impact adoption hydrogen production for a particular region

Approach: Background

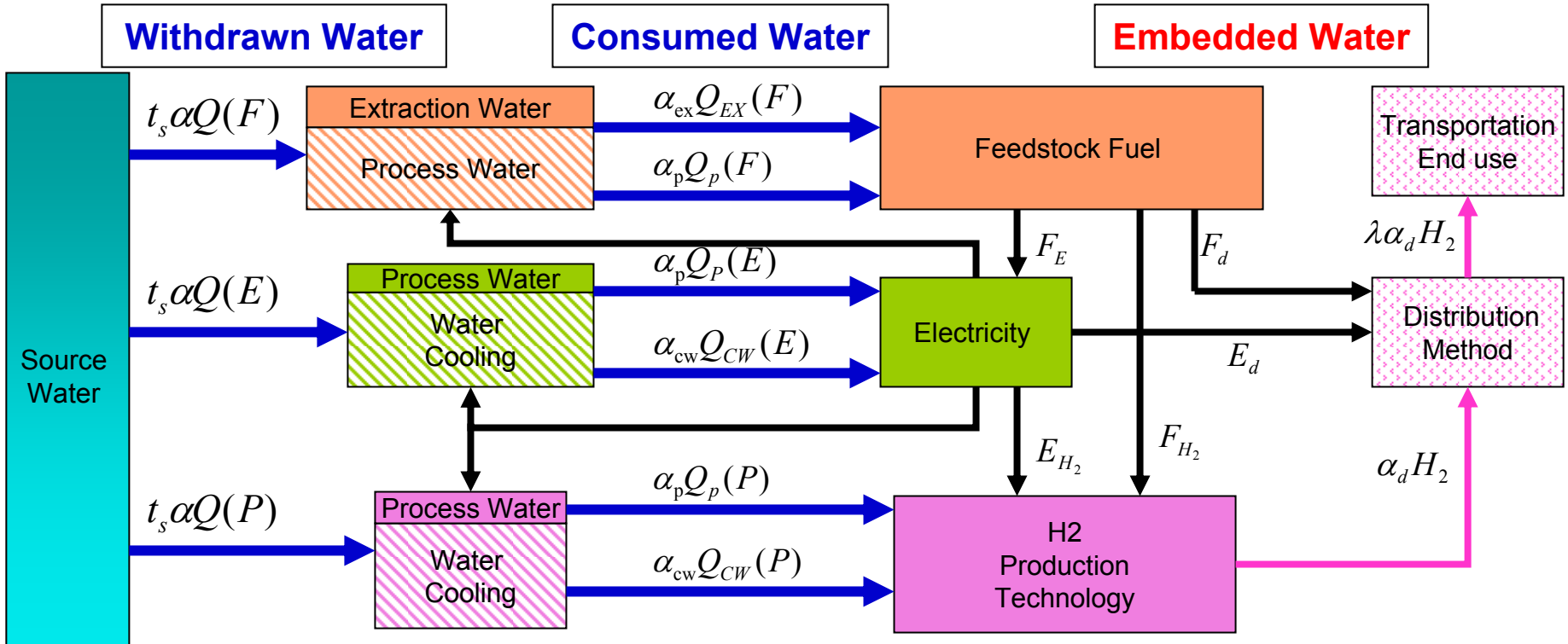
Frame problem of water requirements as a decision opportunity for a hydrogen producer

- Balance Energy - Water tradeoffs
 - Design plant assuming water “may” be a critical resource
 - Regional dependent problem
- Broaden scope of planning problem to infrastructure not typically included
 - Similar to a Wheel-To-Wheels(WTW) approach with the added complexity of water reuse.
 - Assess water withdrawal, consumption and reuse vs. return
- Decision variables :
 - Production method
 - Electric source
 - Cooling technology
 - Water reuse

Assumptions

- Hydrogen production at scale requires development of supporting infrastructure (e.g. electricity generation, water pre and post-treatment, water conveyance and acquisition) that is not required small scale
- Electricity can be produced by a variety of methods
- Water value and cost and may be different in different regions of the country and might influence the choice of technologies

Approach: H2-Water-Balance

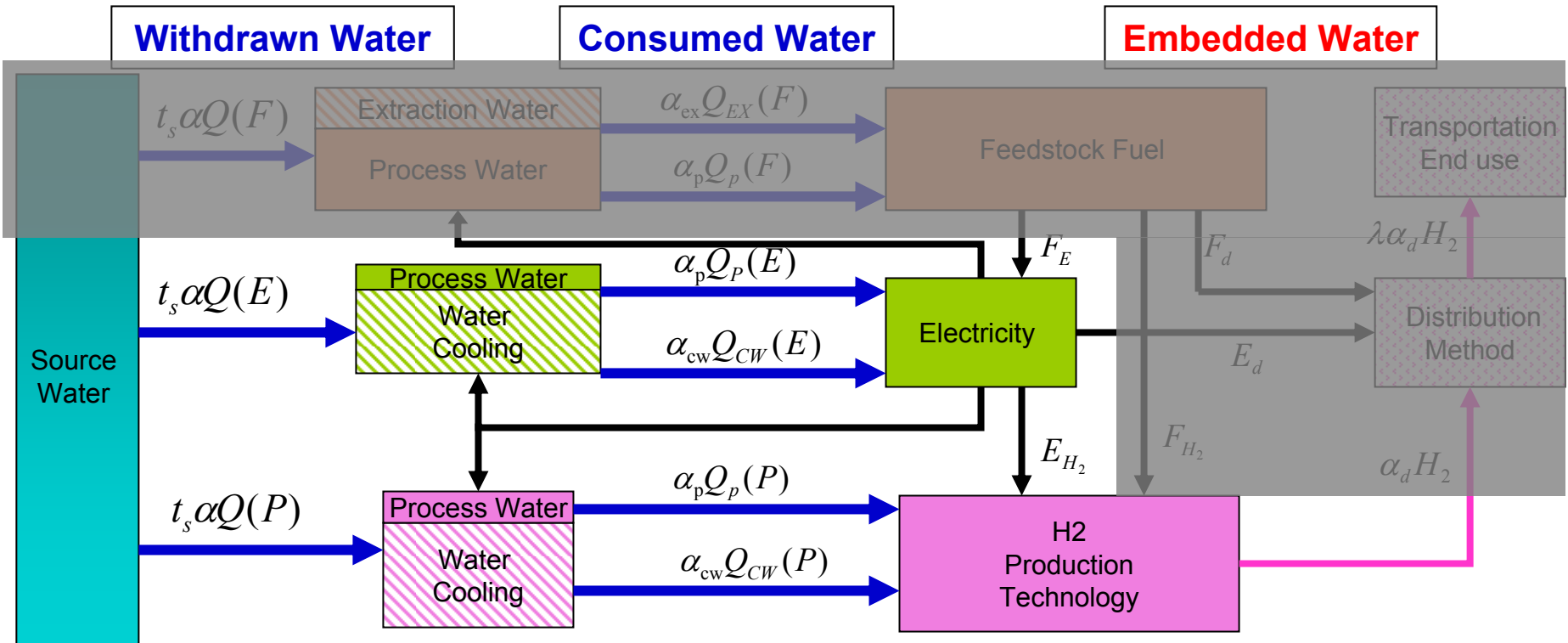


E = Electricity Generation Tech α_p = Process Water Coefficient
 F = Fuel Type α_{cw} = Cooling Water Tech Coefficient
 P = Hydrogen Production Tech t_s = Water Treatment Coefficient

Q_p = Process Water Requirement
 Q_{cw} = Cooling Water Requirement
 E_p = Electricity Consumed in H_2 Production
 F_p = Fuel Consumed in H_2 Production
 H_2 = Hydrogen produced
 α_d = H_2 Distribution Coefficient
 λ = End-Use Efficiency

H2W - Hydrogen - Water Nexus Model

The Hydrogen-Electricity-Water Pathway



- Significant quantity of electricity is needed for input to electrolysis process



- Hydrogen producers have choice of electricity source

- Cooling water in electricity generation can be large



- Opportunity for water savings utilizing newer technology

H2 Pathways Examined:

Fuel Production Intensities

Technology	Process Water Q_p (gal/kg)	Process Electricity E_p (kWh/kg)	Process Fuel F_p (MMBTU/kg)	Process Cooling Q_{CW} (gal/kg)
SMR Forecourt Air Cooled	1.1 - 1.3	3.7	0.17	n/a
SMR Forecourt Water Cooled	1.1 - 1.3	3.2	0.19	123
SMR Central	1.0 - 1.3	0.55 - 0.8	0.15	
Electrolysis Forecourt	2.4 - 2.7	55 - 81	n/a	
Gasoline	1 - 2.5			

Sources: NREL 2002 *Hydrogen Supply: Costs Estimate for Hydrogen Pathways - Scoping Analysis*; H2Gen Manufacture Specification; H2A Forecourt Electrolysis : *Energy Demands on Water Resources: Report to Congress on Interdependency of Energy and Water 2006*:

Source Water Treatment Efficiencies

Water Treatment Technology	Coefficient t_s
Reverse Osmosis Brackish	1-1.5
Reverse Osmosis Saline	2 - 9
Ion Exchange	1:1

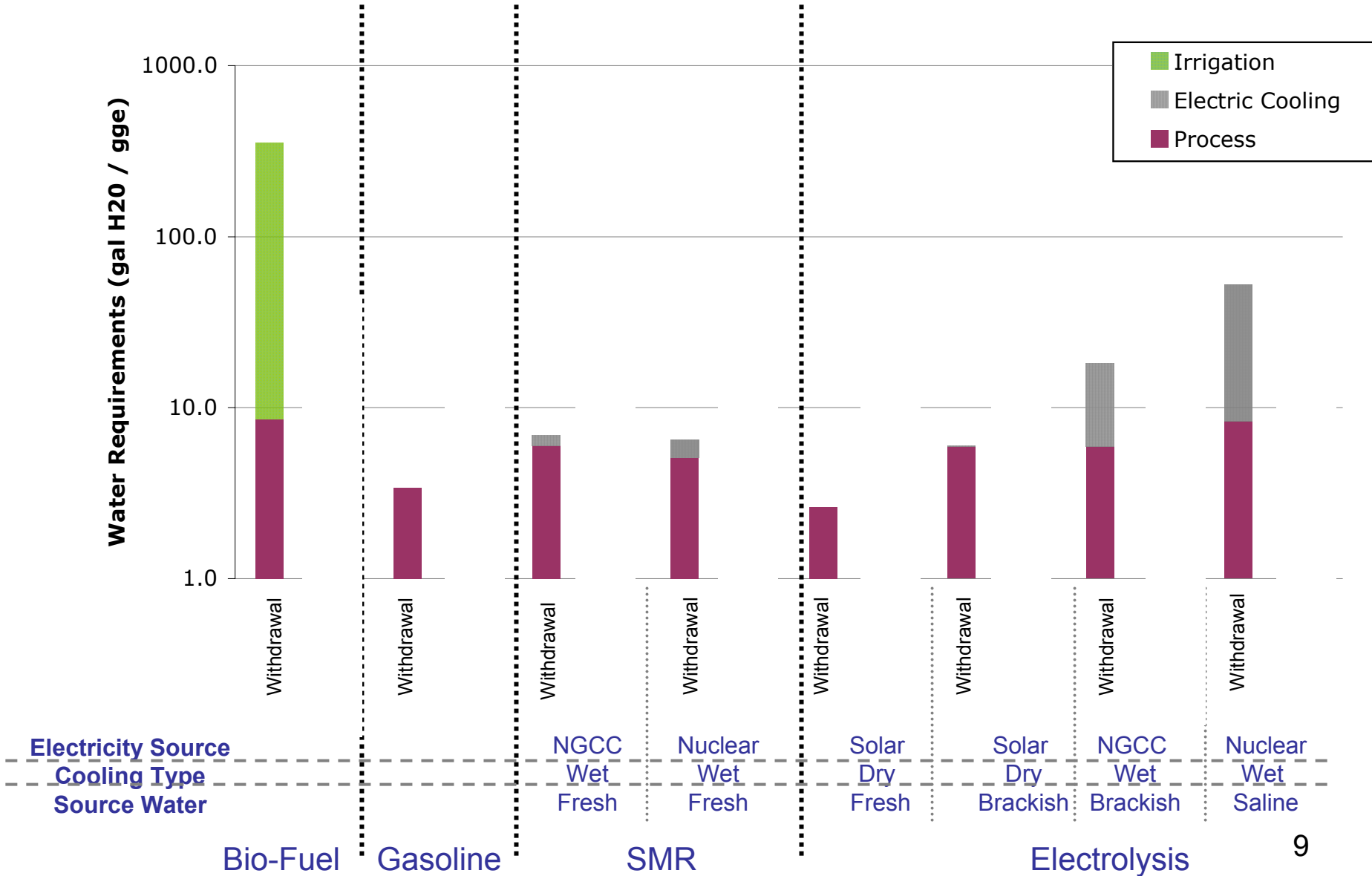
Sources: GE Manufacture Specification:
Personal communication

Power Plant Cooling Parameters

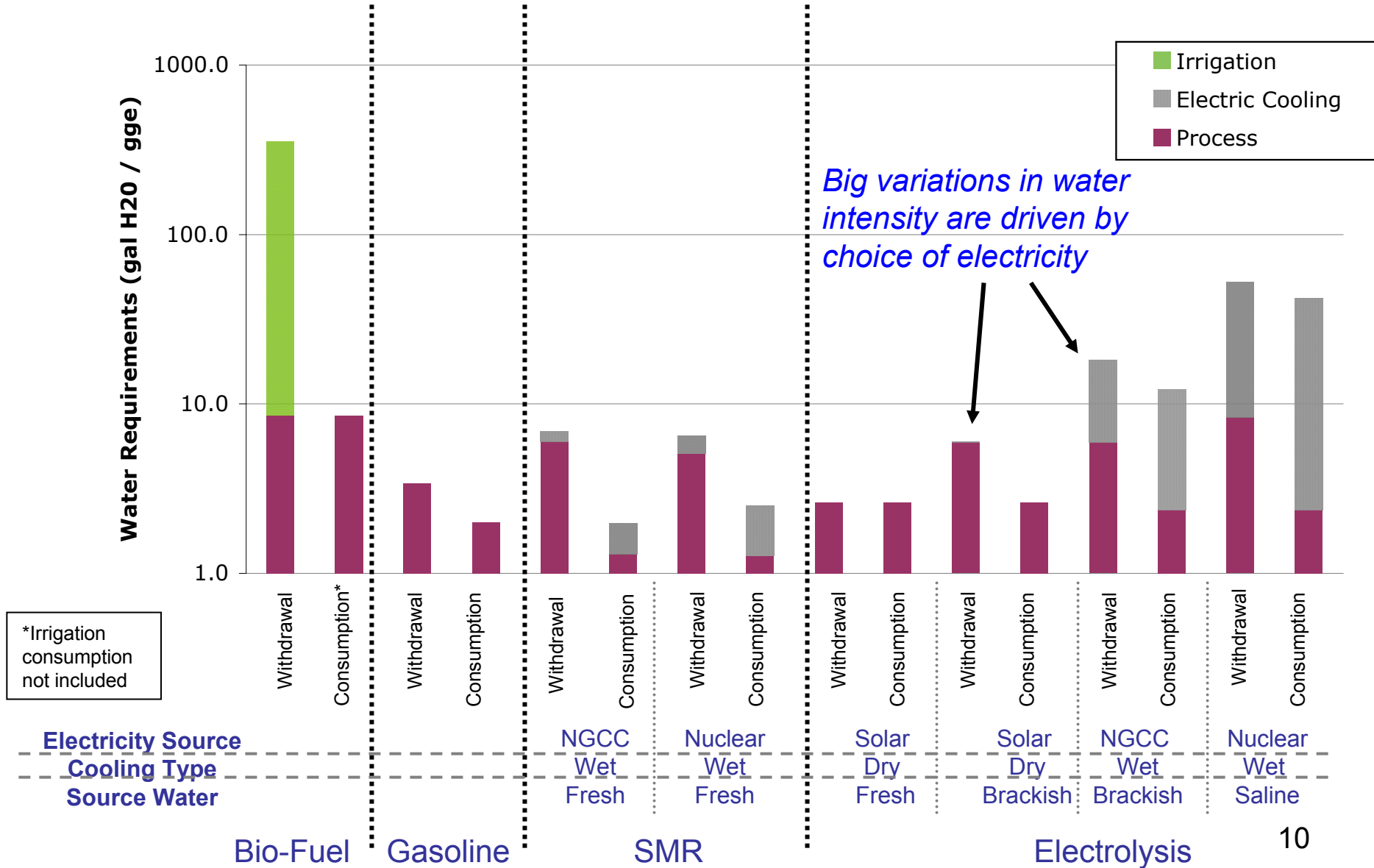
Cooling Type	Requirement $Q_{CW}(E)$ (gal/kWh)	Coefficient α_{CW}
Once Through	0.1 - 0.5	60 - 200
Wet	0.18 - 1.4	1 - 1.5
Dry	0	1

Source: *Energy Demands on Water Resources: Report to Congress on Interdependency of Energy and Water 2006*:

Water Intensity Preliminary Results:



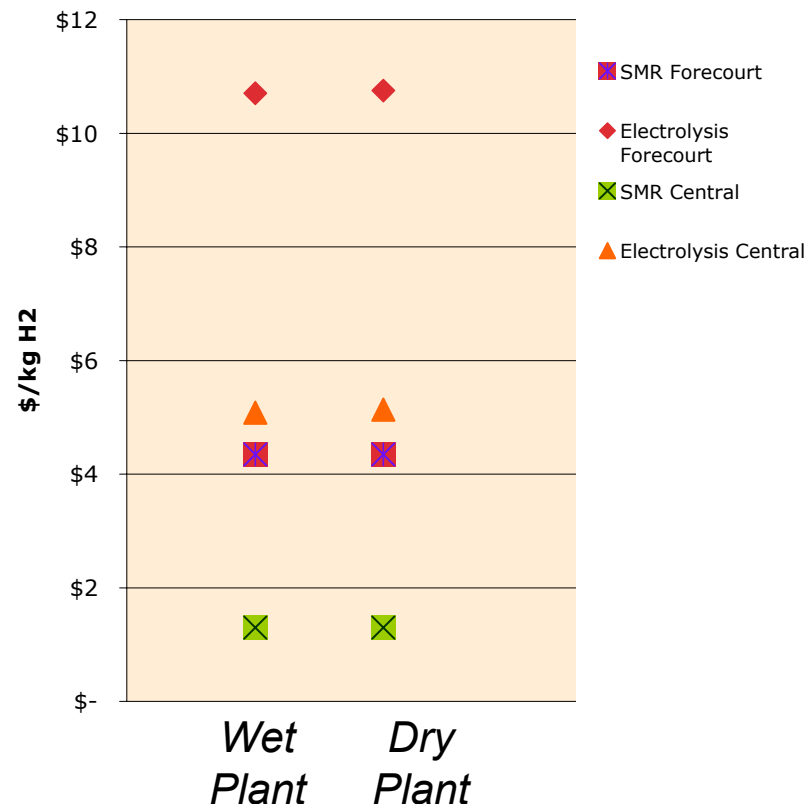
Water Intensity Preliminary Results:



Hydrogen Water Economics Preliminary Results:

Water Intensity of electricity can be reduced with minimal impact on H₂ price

- Changing a 500 MW NGCC from Wet cooling to Dry cooling plant has annualized change in producers cost of electricity of +3% \$/kWh
- Change in retail electric price would be more due to mark-ups
- Change in cost of hydrogen production
 - 2% for Electrolysis
 - >1% for SMR



Sources: NREL *Hydrogen Supply: Cost Estimates for Hydrogen Pathways – Scoping Analysis 2002*. *Cost and Value of Water Use at Combined-Cycle Power Plants, California Energy Commission, 2006.*

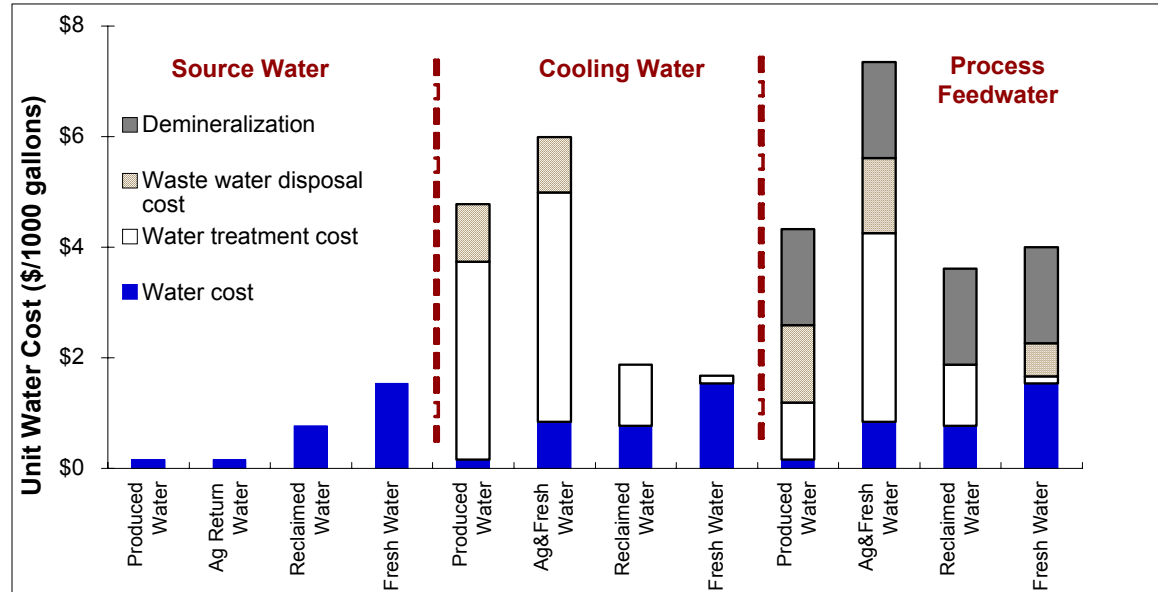
The Value Of Water (VOW) for a hydrogen producer

Cost of Water Supply

- Regionally/source dependent cost
- \$0.2 - \$8 per 1000 gal minimum requirement

Equivalent Cost of Water (I.e. cost of recycling)

- \$3.3 - \$6.1 per 1000 gal in CEC study
- Regionally and climatically dependent
- Compare technologies with this method



Residual Imputation

- VOW = Revenue - Non-water costs
- Requires assumption about hydrogen demand
- Under development

Improved estimates of the value of water will improve decisions regarding water dependent technology investment

Regional geography influences how water can be utilized in fuel production

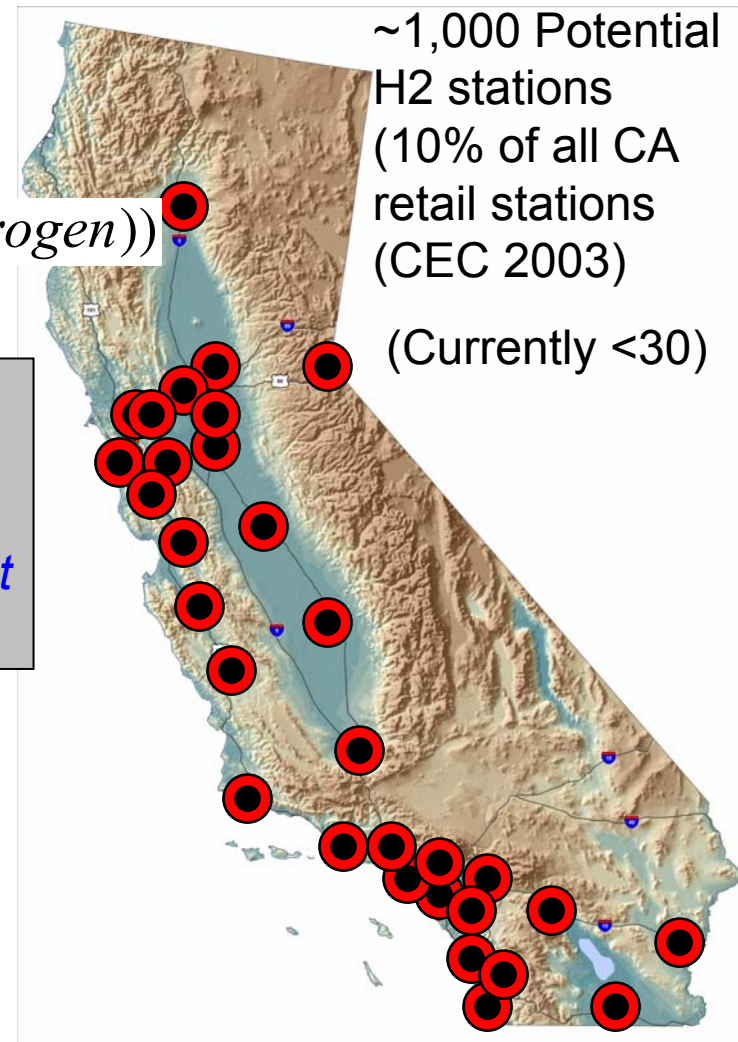
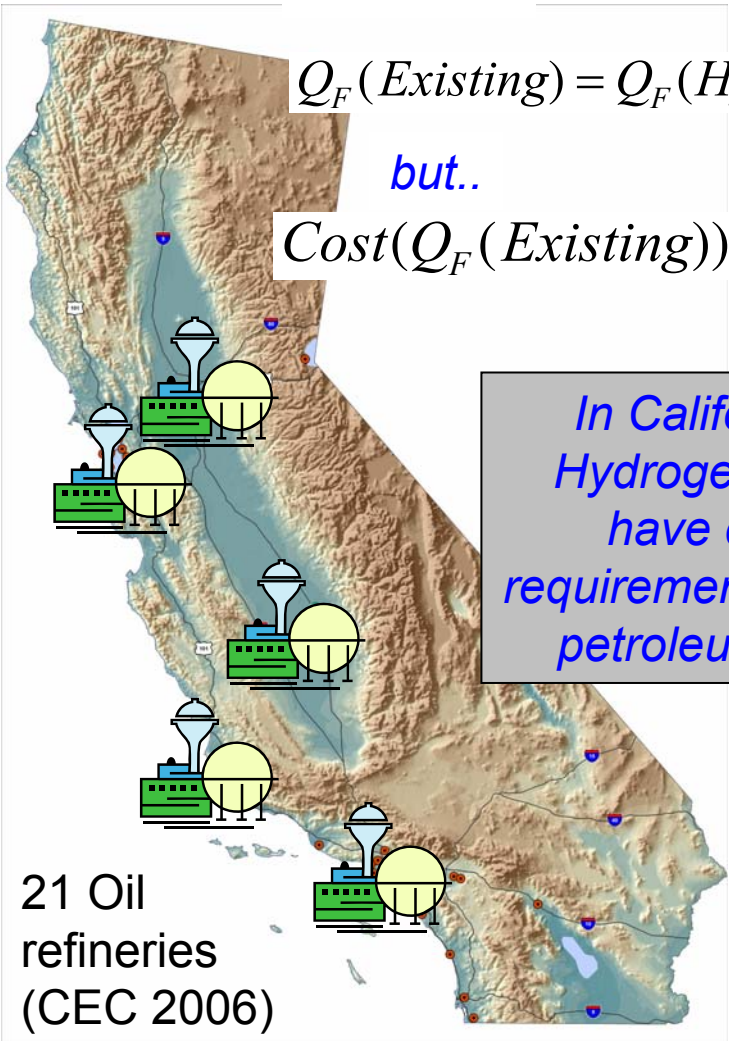
Assume ..

$$Q_F(\text{Existing}) = Q_F(\text{Hydrogen})$$

but..

$$\text{Cost}(Q_F(\text{Existing})) \neq \text{Cost}(Q_F(\text{Hydrogen}))$$

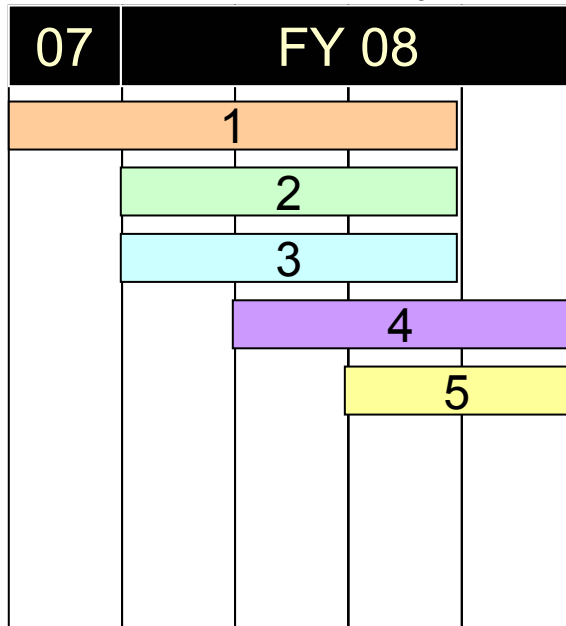
In California, Forecourt Hydrogen generation will have different water requirements than the current petroleum infrastructure.



Current Progress

Tasks:

- 1) Develop analysis of water requirements
Literature Search, Systems models development
- 2) Determine engineering parameters and commercial constraints
Asses data quality and inconsistencies across previous studies
- 3) Determine preliminary economics
Assess value of alternative technologies, sensitivity analysis
- 4) Assess key regional scenarios and solutions
Regional analysis water supply cost curves
- 5) Assess and identify climate change concerns.



Proposed Future Work

Tasks:

- 1) Develop analysis of water requirements
- 2) Determine engineering parameters and commercial constraints
- 3) Determine preliminary economics
- 4) Assess key regional scenarios and solutions
- 5) Assess and identify climate change related concerns
- X) *Integration with MSM*
- Y) *Data collection through coordinated metering*
- Z) *Regional Geographic Hydrogen-Water Benchmarking Scorecard*

07	FY 08			FY 09				FY 10+			
	1										
	2										
	3										
		4									
			5								
				X							
				Y							
								Z			

Summary

- **The H2-W framework extends the bounds of water impacts in the hydrogen production life cycle**
- **Electricity can be the biggest water user in the hydrogen production life cycle**
- **Hydrogen-water intensity can be kept low with new technology at small cost relative to cost of hydrogen**
- **Price, Value, and Availability of water to a producer will be dependent on the geographic location**
- **Water can be recycled more easily than other resources like gasoline, or CO₂**