

# **Scale-Up of Hydrogen Transport Membranes for IGCC and FutureGen Plants**

Doug Jack

Eltron Research & Development Inc.

May 22, 2009

PD\_46\_Jack

# Overview

## Timeline

- Phase I Start 1 Oct 2005
- Phase II Start 1 Oct 2009
- Phase II End 30 Jun 2013

## Budget (\$000)

- Phase I Funding \$ 5,415
  - DOE share \$ 4,330
  - Contractor share \$ 1,085
- Funding in FY08 \$ 1,625
  - DOE share \$ 1,300
  - Contractor share \$ 325
- Funding for FY09 \$ 1,875
  - DOE share \$ 1,500
  - Contractor share \$ 375
- Phase II Funding \$40,000
  - DOE Share \$31,000
  - Contractor share \$ 9,000

## Barriers Addressed

- Reducing hydrogen cost
- Hydrogen production from diverse pathways
- Hydrogen of sufficient purity for fuel cells

## Partners

- Project lead: Eltron R&D
- Interactions: 4 membrane manufacturers
- Collaborations: 2 industrial chemical producers

***DOE Project Manager – Arun Bose***

***DOE Contract DE-FC26-05NT42469***

# Program Objectives

- Develop H<sub>2</sub>/CO<sub>2</sub> Separation System, which
  - Retains CO<sub>2</sub> at coal gasifier pressures
  - Operates near water-gas shift conditions
  - Tolerates reasonably achievable levels of coal-derived impurities
  - Delivers pure H<sub>2</sub> for use in fuel cells, gas turbines, and hydrocarbon processing
  - Is cost effective compared to alternative technologies for carbon capture

# Approach

- Materials Development
  - Examine membrane and catalyst compositions
  - Develop preparation techniques
- Performance Screening
  - Evaluate flux, life, impurities effects using WGS composition
  - Establish range of operating conditions
- Mechanical Design
  - Assess strength of materials, embrittlement, welding techniques, et al
  - Address manufacturing costs and maintenance issues
- Process Design and Economics
  - Integrate into IGCC flow sheets – with and without co-production of H<sub>2</sub> & power
  - Determine methods for impurity management
  - Compare process economics versus other technologies
- Scale-up steps
  - 1.5 lbs/day H<sub>2</sub> production – lab scale using simulated gas compositions
  - 220 lbs/day H<sub>2</sub> production – using coal-based SG slipstream
  - 4 tons/day H<sub>2</sub> production – complete engineering data package
  - Commercial module expected to be ~ 35 TPD H<sub>2</sub> Production

# Approach - Milestones

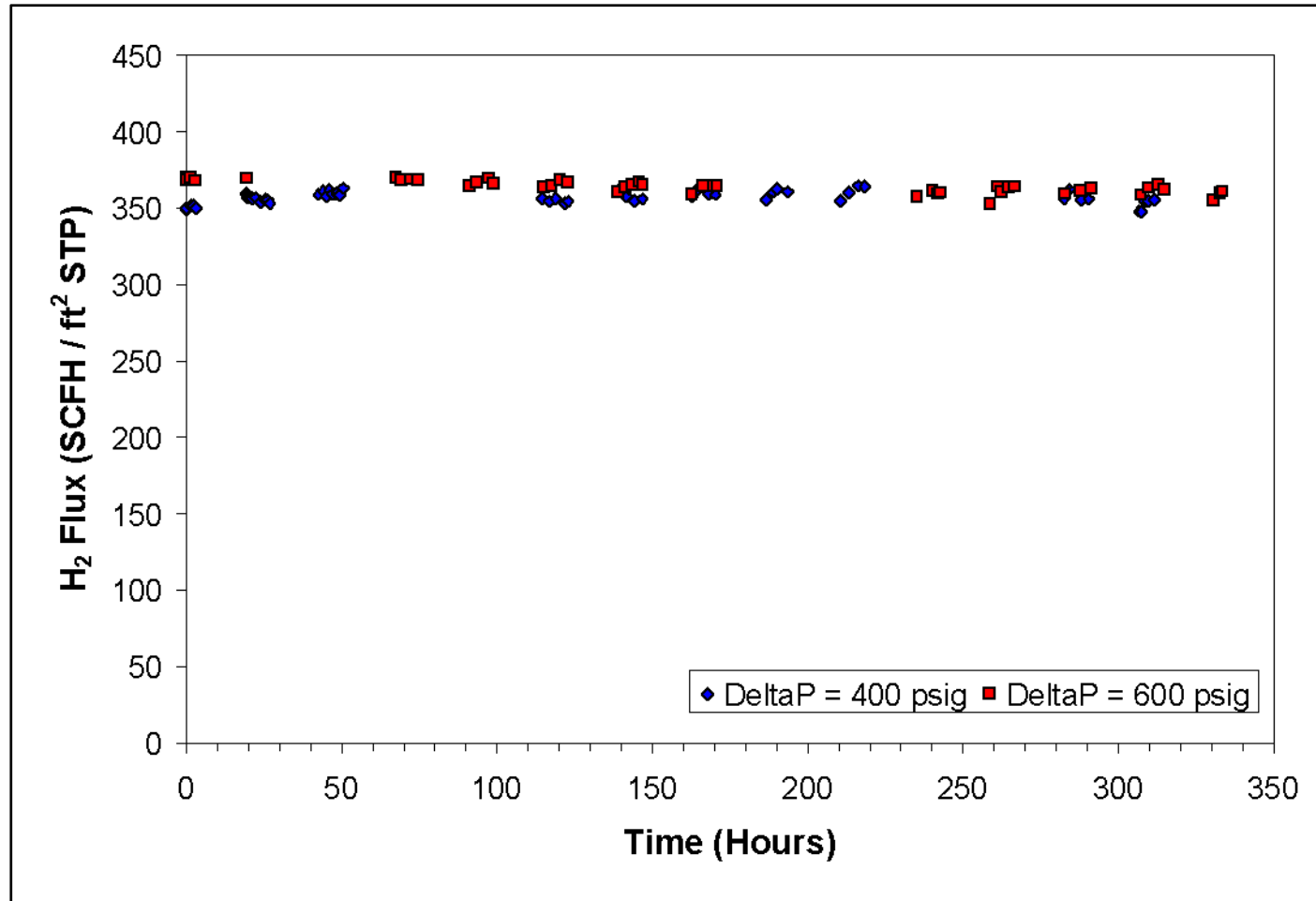
	Milestone
FY08 Q3	Select feed catalyst composition for impurity testing Status: Completed
FY08 Q4	Update process flow sheet and demonstrate improved economics utilizing HTM in coal-based IGCC plants. Status: Completed
FY09 Q1	Complete initial testing of membranes in H <sub>2</sub> S contaminated syngas and complete initial life cycle testing of membranes with runs sufficiently long to allow an engineering assessment. Status: Completed
FY09 Q2	Develop a preliminary design basis for the PDU. Status: Completed
FY09 Q3	Procure membrane materials prepared by different manufacturers and processes for testing and evaluation Status: In progress
FY09 Q4	Select the preferred manufacturing process and catalyst deposition technique for scale-up in PDU. Status: In progress

# Technical Accomplishments and Progress

1. 10 high flux alloys manufactured and tested at high differential pressures. One alloy down-selected for future testing.
2. Catalyst Development
  - H<sub>2</sub>S
  - CO
  - Catalyst down-selected
3. Lifetime testing / stability
4. Manufacturing
5. Engineering

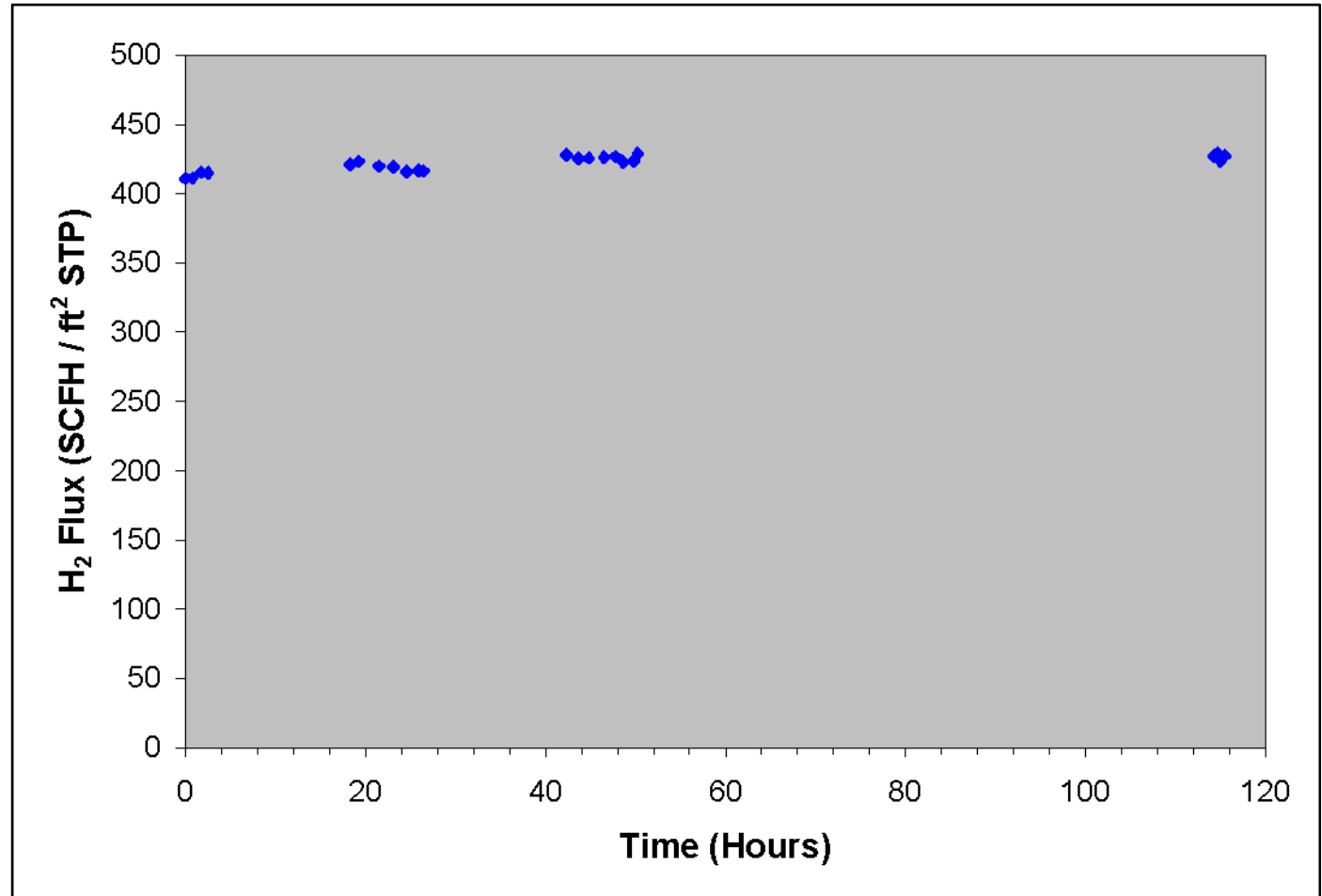
# Technical Accomplishments and Progress 1 - Substrate

- 10 low-cost alloys tested
- 1 down-selected
- High Flux
- Stable at High  $\Delta P$
- 340°C



# Technical Accomplishments and Progress 2 - Catalyst

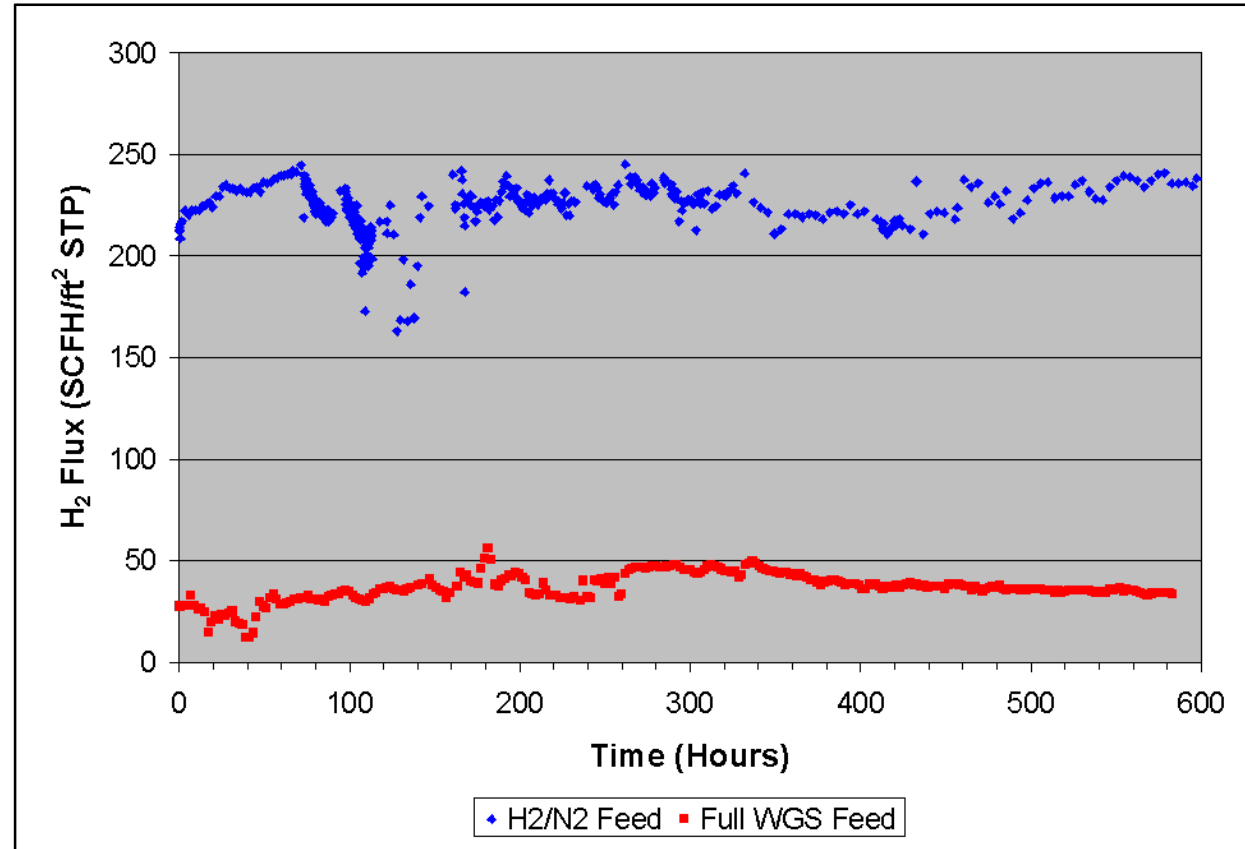
- Demonstrated tolerance to 20 ppm H<sub>2</sub>S
- Baseline tested at 340°C &  $\Delta P = 400$  psig
- To be tested under NETL Protocol Test 1 & 2 (simulated WGS and H<sub>2</sub>S containing feed streams)





# Technical Accomplishments and Progress 3 - Lifetime Testing

- 2 Reactors
- Completed 10 tests between 600 and 1300 hours
- 340°C
- $\Delta P = 400$  psig



# Technical Accomplishments and Progress 4 – Manufacturing Collaborations

- Membrane Substrate Manufacturing
  - Four Manufacturers
- Membrane Catalyst Deposition
  - Evaluating 5 different techniques internally and externally with collaborator
- Assembly
  - Weld testing with collaborator

# Technical Accomplishments and Progress 5 - Engineering

- H<sub>2</sub> Transport Resistance Model
  - Parameters developed
  - Tool for interpreting system differences
- PDU Design Basis Developed
  - Specific to membrane scale-up
  - Site factors to be determined
- Process Economics Updated

# Economic Results Summary

Pre-combustion Gas Cleaning & CO <sub>2</sub> Capture Method	2-Stage Selexol	Cold Gas Cleaning & Eltron Membrane	Warm Gas Cleaning & Eltron Membrane	Improvement
Thermal Efficiency	27.4%	32.0%	33.6%	6.2%
% CO <sub>2</sub> Captured	90%	90%	95%	5.0%
Cost of Electricity (\$/MWh)	115.5	114.5	106	9.5

# Future Work

- Focus near term on scale-up work with commercial suppliers on manufacturing of full-size alloy membranes
- Perform life testing on new materials as required
- Understand impacts of contaminants
- Maintain and improve techno-economic models
- Design, build & operate 220 lb/day PDU – 2010+ Goal

# Progress Towards DOE FutureGen Targets

<i>Performance Criteria</i>	<i>2010 Target</i>	<i>2015 Target</i>	<i>Current Eltron Membrane</i>
Flux, SCFH/ ft <sup>2</sup>	200	300	450
Operating Temperature, °C	300-600	250-500	250-440
Sulfur Tolerance (ppmv)	2	20	20 (prelim.)
System Cost (\$/ft <sup>2</sup> )	500	<250	<200
ΔP Operating Capability (psi)	400	800-1000	1,000
Carbon monoxide tolerance	Yes	Yes	Yes
Hydrogen Purity (%)	99.5	99.99	>99.99
Stability/Durability (years)	3	>5	0.9
Permeate Pressure (psi)	N/A	N/A	400

# Summary

- Results demonstrate that technology is on track to meet DOE targets
  - Technical
  - Economics
- Tools are in place
  - Experimental
  - Modeling at all scales
- Flexibility in process design, including
  - Staged hydrogen recovery for polygen cases
  - Integrated water gas shift membrane reactors

# Supplemental Slides



# CO<sub>2</sub> Capture with Eltron H<sub>2</sub> Separation Membrane & Warm Gas Cleaning

