

Photoelectrochemical Hydrogen Production

M. K. Mazumder (PI), R. Sharma , A.S. Biris
University of Arkansas at Little Rock

M. Misra
University of Nevada, Reno

May 19th, 2009

Project ID #PDP_08_Mazumder

Overview

Timeline

- July 2006
- August 2009
- Percent complete 70%

Budget

- Total project funding \$
 - DOE share \$ 890,998
 - **Hydrogen Production \$297K**
 - **Hydrogen Storage \$ 594K**
 - Contractor share \$381,543
- Total funding received in FY08 \$ 324,721

Barriers

- Barriers addressed
 - **(AP) Materials Efficiency**
 - **(AQ) Materials Durability**
 - **(AS) Device Configuration Designs**

Partners

- Interactions/ collaborations
 1. University of Nevada, Reno
 2. Arkansas NanoTechnology Center, University of Arkansas at Little Rock
 3. NASA Kennedy Space Center

Objectives

Overall	Optimize surface properties of photoanodes for efficient generation of Hydrogen
2006-07	<ul style="list-style-type: none">• Study interfacial charge transfer process in PEC• Investigate the roles of surface states and nano-structures of TiO₂ electrodes to minimize Surface traps• Develop partnership with other institutions involved in PEC processes• Develop outreach and educational programs
2007-08	<ul style="list-style-type: none">• Remove surface contaminants & surface traps by plasma surface treatments• Dope TiO₂ electrodes with N using plasma treatments• Improve light absorption cross section and interfacial charge transfer rate• Measure photocurrent density of nano-structured TiO₂ electrodes with simulated solar radiation

Objectives

Overall	Optimize surface properties of anodes for efficient generation of Hydrogen
2008-09	<ul style="list-style-type: none">• Synthesize nanostructured photoanodes, use metal silicides and metal oxides: Start with TiSi_2.• Optimize interfacial charge transfer phenomena for efficient diffusion of the minority carriers to the interface,• Use layered electrodes of TiSi_2 and TiO_2,• Minimize photocorrosion of TiSi_2 electrodes with a transparent coating of high corrosion-resistant TiO_2 electrodes, and• Develop processes for synthesizing nanostructured, layered electrodes of TiSi_2 and TiO_2

Rationale

- Absorption of photons, separation of charge carriers, and redox reaction for hydrogen generation- all take place in the interface between the semiconductor electrode and the electrolyte.
- Optimization of interfacial charge transfer process is essential for improved solar-to-hydrogen conversion.
- TiSi_2 has a bandgap ranging from 3.4 eV to 1.5 eV and it can be used to harvest the entire visible and UV spectrum of solar radiation. TiO_2 electrode layer can be used to minimize photocorrosion.

Approach

- Remove surface contaminants and surface states that act as charge carrier traps
- Apply Plasma surface modification for surface cleaning as well as for surface doping of n-type dopants (N, C, Si)
- Test surface modified Nanostructured TiSi_2 and TiO_2 anodes for photoelectrochemical generation of hydrogen

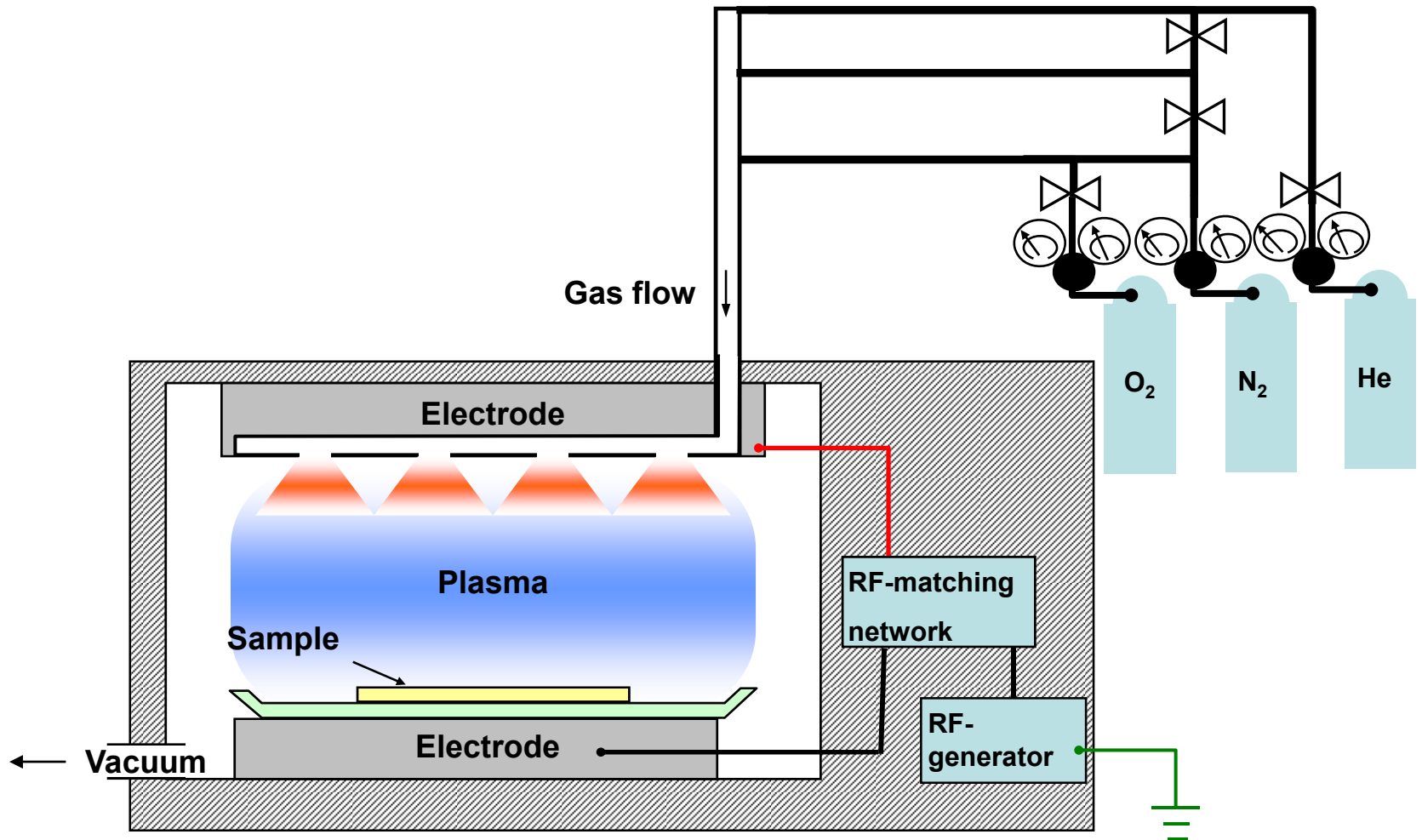
Experimental procedure

- Electrochemical synthesis of TiO₂ nanorods by anodization of Ti film
- Plasma surface modification of TiO₂ nanorods using Nitrogen plasma
- Characterize surface structure
- Measure photocurrent density and analyze the treated and untreated photoanodes

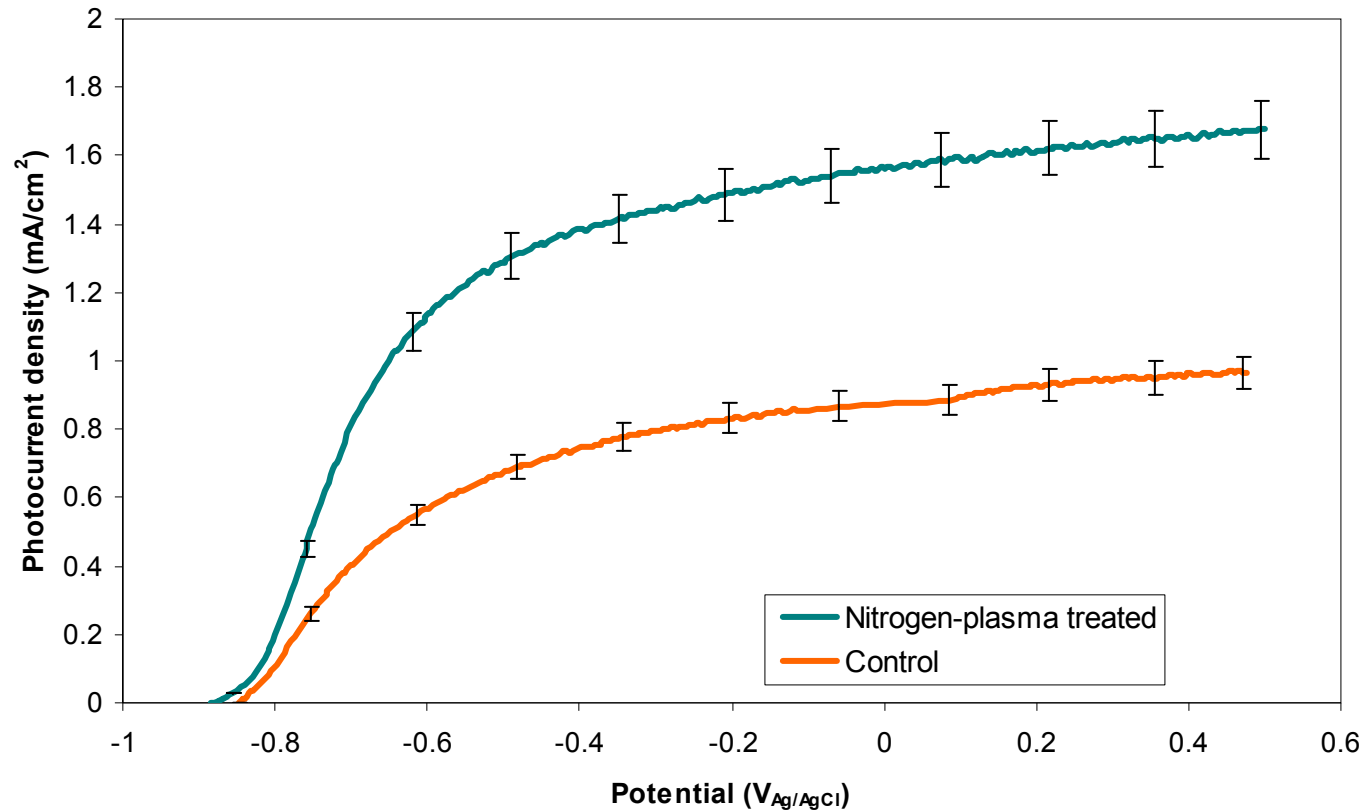
Plasma surface modification

- Plasma surface modification was performed using low-pressure Nitrogen plasma [13.56 MHz rf 200 W plasma at an operating pressure 150 mtorr]
- Samples were exposed to plasma for 10 minutes in each test run
- Untreated and nitrogen plasma treated samples were tested for photocurrent density

Schematic of low-pressure plasma reactor used for surface modification



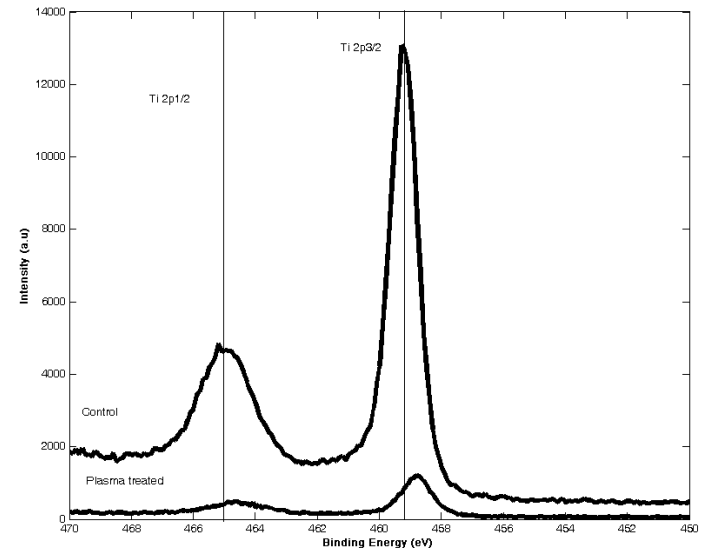
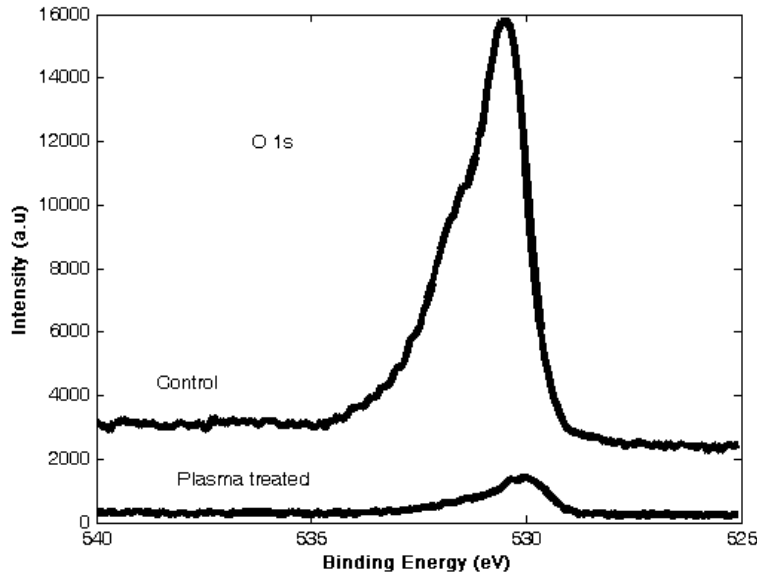
Photocurrent density measurements for control and nitrogen plasma treated titania photoanodes



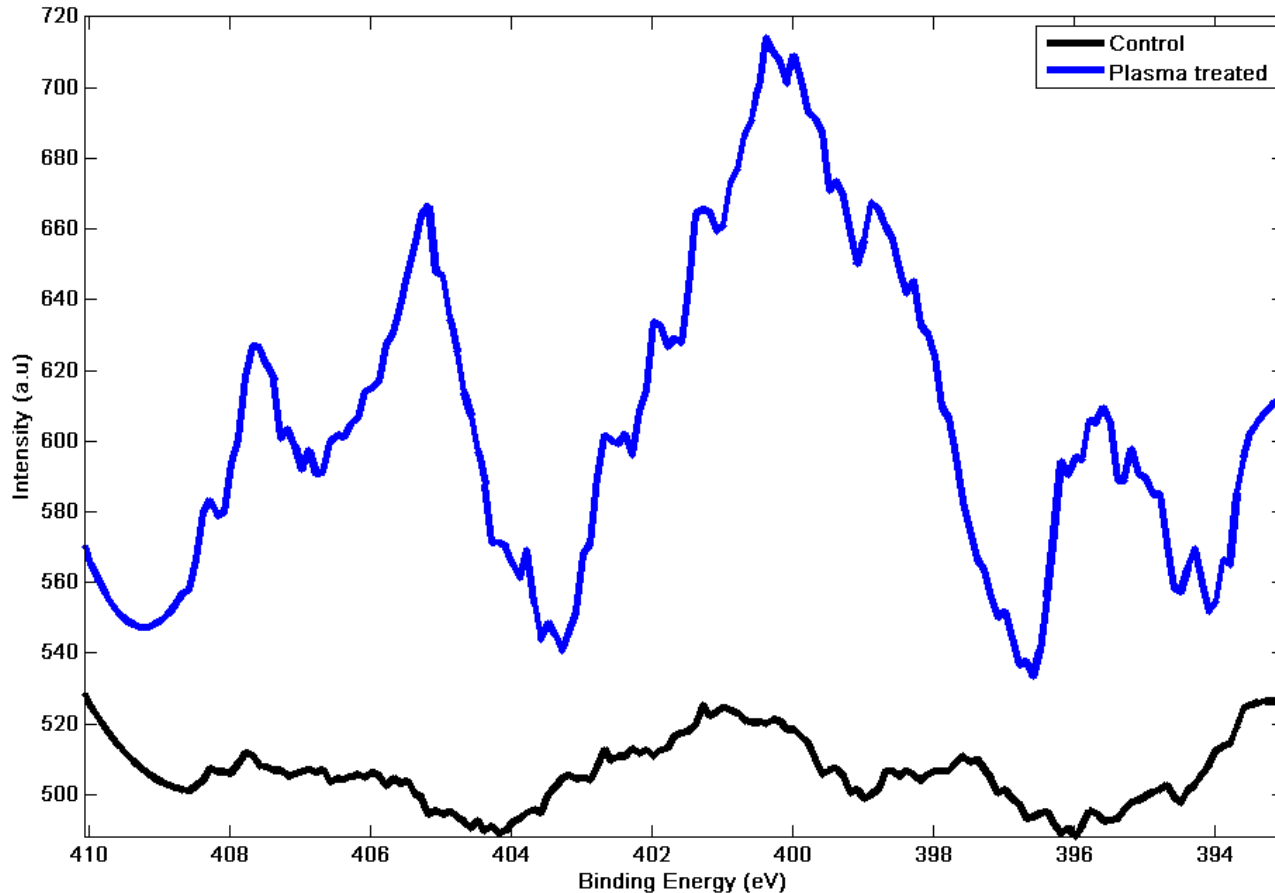
Technical Accomplishments

- **Plasma surface modification and surface doping increased photocurrent density of titania nanotubular electrodes**
- **Synthesis of TiO_2 nanorods**
- **Synthesis of TiSi_2 based heterojunction electrodes**
- **Photoelectrochemical hydrogen production with a high photocurrent density**

XPS Analysis of Nitrogen plasma treated TiO₂ samples



XPS spectrum of (a) Ti 2p and (b) O 1s levels for Control and Nitrogen-Plasma treated TiO₂ photoanodes



XPS spectrum (a) Control and (b) Nitrogen-Plasma treated TiO₂ photoanodes

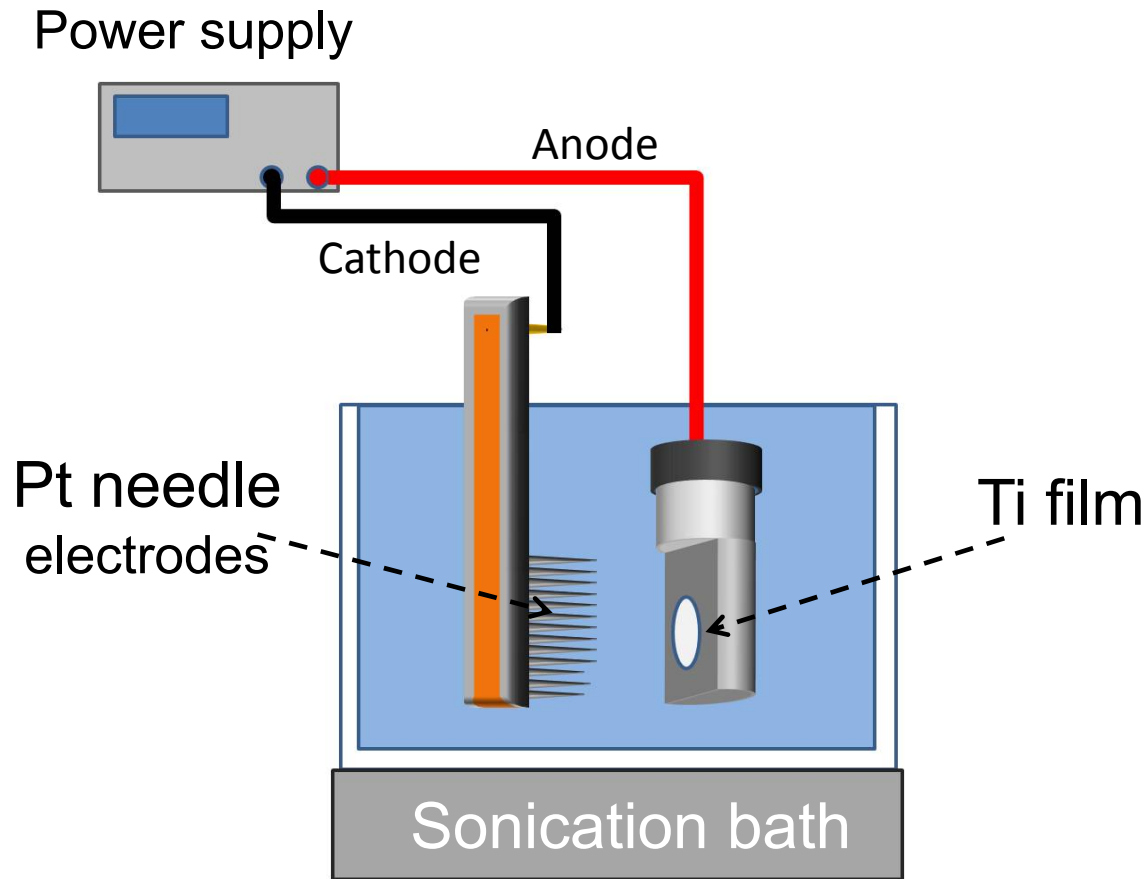
The narrow scan N 1s spectrum is demonstrated in peaks at 400 and 396 eV, which have been ascribed to presence of nitrogen in lattice structure either as substitutional dopant for O, or as interstitial dopant

Synthesis of TiO₂ Nanorods: Effect of Cathode Geometry

- Modify the electric field distribution between cathode and anode in the electrochemical synthesis of nanorod or nanotube structures using needle electrodes:

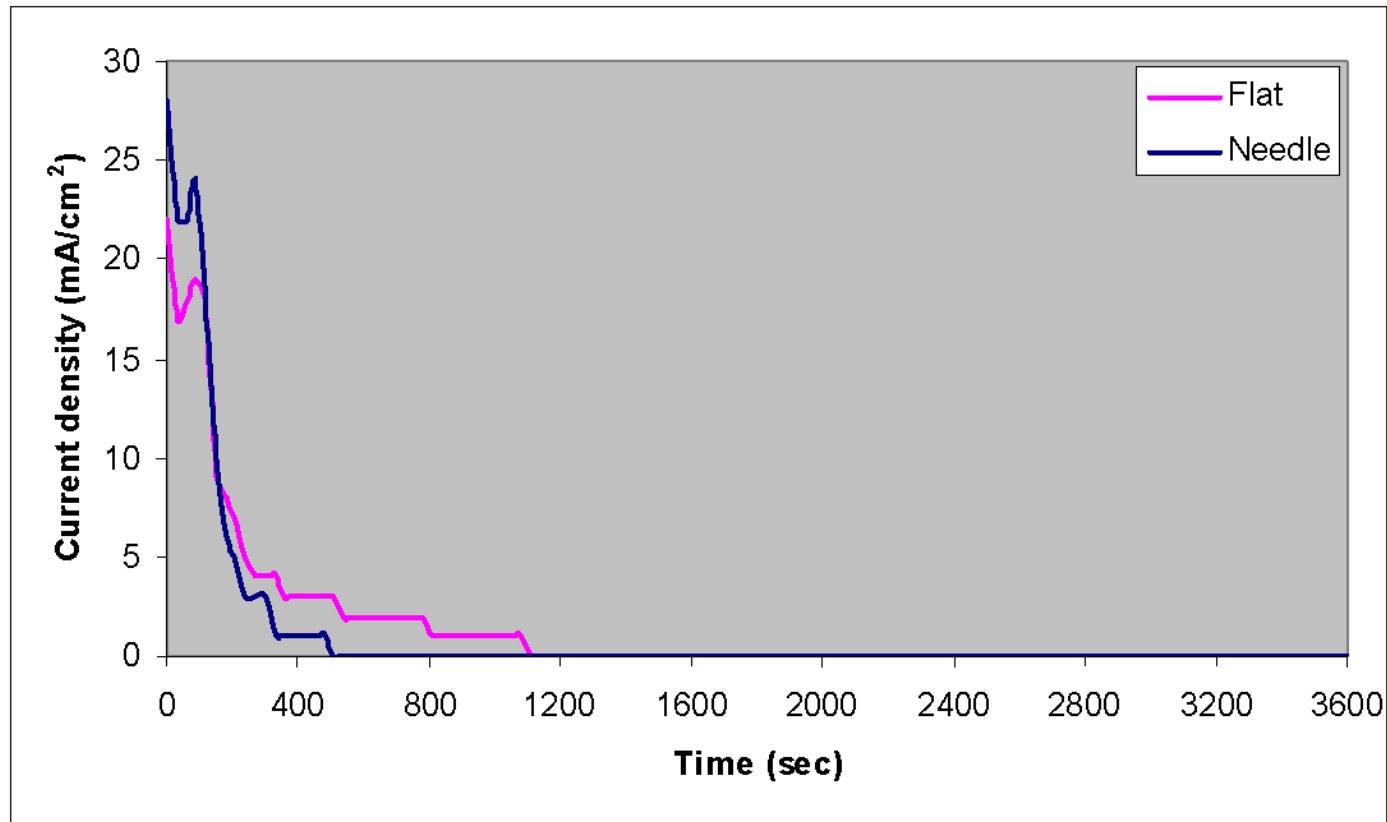
(1) Make the interelectrode spacings to be comparable to the wavelength of the visible radiation for maximizing light absorption and

(2) Minimize recombination losses.



Experimental setup for the electrochemical synthesis of TiO_2 Nanorods with needle electrodes as cathode

Current transient during anodization of Ti using “needle shaped” and flat electrode.

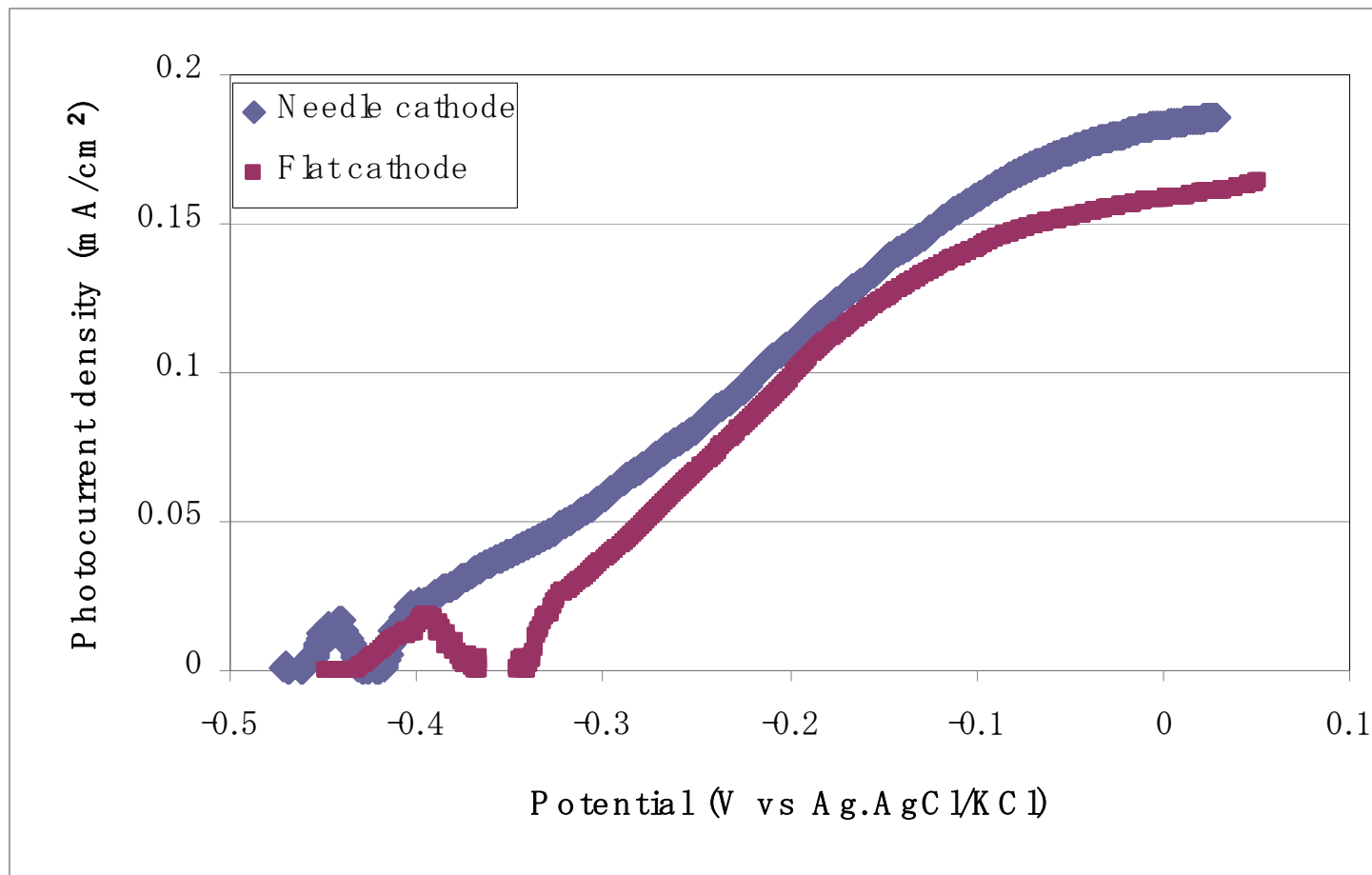


Due to point-to-plate geometry, the electric field between the electrodes was stronger. As a result, the field-assisted oxidation of Ti using “needle shaped” was much faster compared to that of flat electrode.

Because of the more intense field, the dissolution of metal ions into the solution was also faster.

Nanotubes were formed much faster in the case of “needle shaped” electrode as demonstrated by the steady current.

Photocurrent density of the titania photoanodes synthesized using Needle-shaped and Flat Cathode

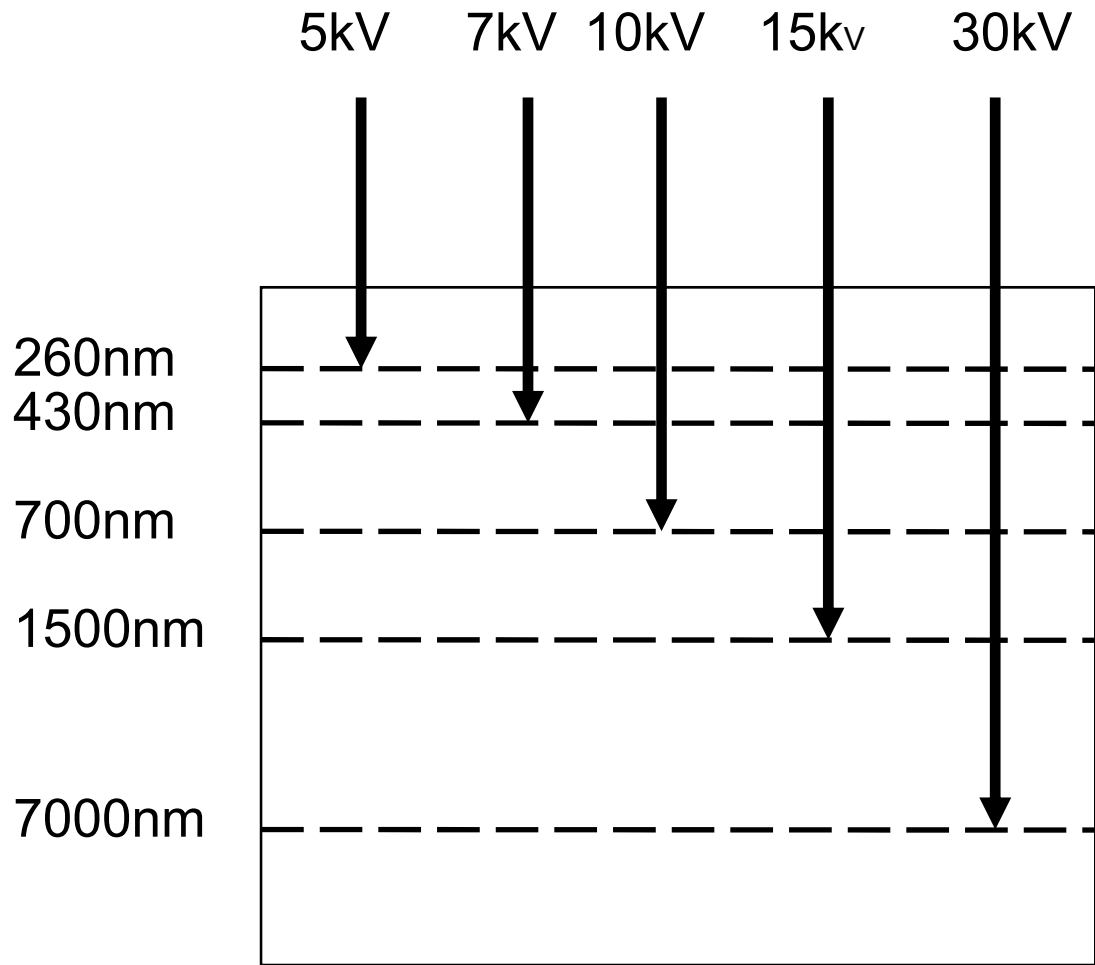


Development of Heterojunction $\text{TiSi}_2/\text{TiO}_2$ photoanodes

- Titanium disilicide is a promising photoanode material in photoelectrochemical hydrogen generation
- A heterojunction $\text{TiO}_2/\text{TiSi}_2$ photoanode can harvest a significant portion of solar radiation in the visible region. Broadband reflectance measurement for TiSi_2 has shown a bandgap ranging from 3.4 eV to 1.5 eV. This bandgap spread covers the entire visible spectrum. However TiSi_2 is unstable in water.
- TiO_2 can serve as a passive layer to passivate TiSi_2 .

Synthesis of Titanium disilicide thin films for using composite multilayer photoanodes for Hydrogen generation

- Deposit a thin film of TiSi_2 using sputter coating on Ti film for 60 minutes
- Analyze chemical composition gradients using XPS and EDS
- Use electron beams, impinged with different energies (3, 7, 10, 15, and 30 kV) on the film to analyze chemical composition at different depths of the film




Electron beam penetration depth using Monte-Carlo simulation

Development of heterojunction $\text{TiSi}_2/\text{TiO}_2$ photoanodes

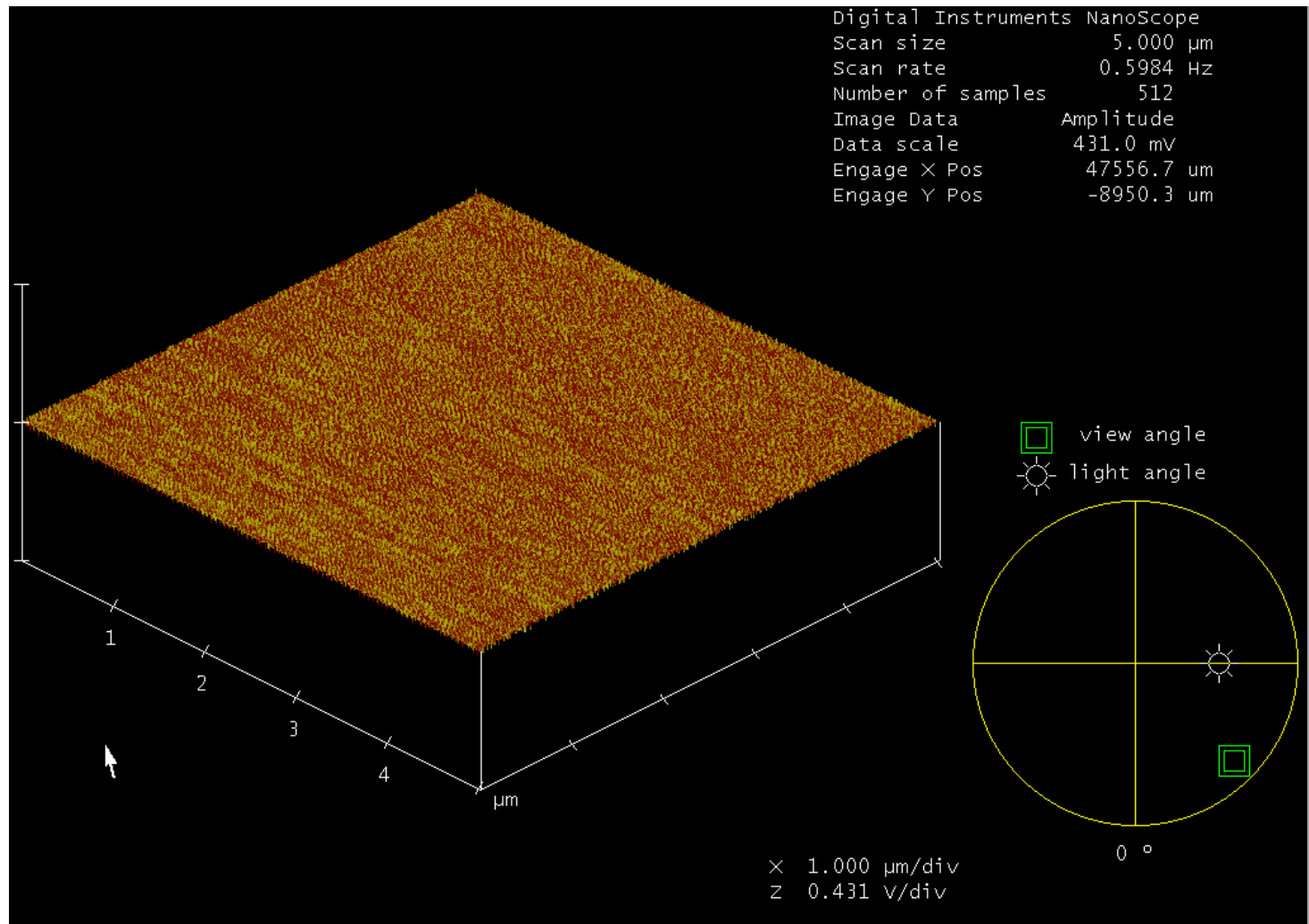
Depth [nanometer]	Composition	
	Ti [%]	Si [%]
260	43.35	23.27
430	43.4	22.9
700	47.58	17.94
1500	46.77	6.42
7000	50.85	3.25

Approximate depth profile of Titanium silicide using EDS
(Energy Dispersive X-ray Spectroscopy)



Titanium silicide film

SEM image of a titanium silicide film



AFM image of a titanium silicide film displaying high degree of uniformity

Results

- **Nitrogen plasma treatment of titania photoanodes resulted in 80% increase in photocurrent density;**
- **XPS analysis clearly indicated the incorporation of N in titania lattice structure.**
- **Electrochemical synthesis of titania nanotube arrays using needle shaped cathode improved the performance of photoanode**
- **The deposition rate of titanium silicide has been determined as a part of the process of developing heterojunction $\text{TiO}_2/\text{TiSi}_2$ photoanodes**

Work under progress:

- Develop the heterojunction photoanodes using TiO_2 as passivating layer .
- Characterize interfacial surface states between TiSi_2 and TiO_2 photoanodes by determining density of states, surface bandgaps, optical absorption spectrum, photoconductivity, and durability.
- Perform comprehensive studies on the improvement of photoconversion efficiency by modifying surface states and surface structures with the addition of nanoparticles of Au, Pt, and other materials for improved photo-catalytic activity of TiO_2

Future Work

- **Develop multijunction electrodes to enhance the absorption of solar radiation**
- **Measure the density of the surface states and the distribution of surface bandgaps**
- **Measure light absorption vs λ**
- **Perform multi-dimensional analysis: cost, durability, efficiency and environmental factor**
- **Measure photocurrent conversion efficiency (IPCE vs λ) and Measure corrosion resistance**
- **Determine photo-generated carrier concentration decay by using the rf-conductivity probes**

Project Summary

Relevance: Develop efficient photoanode materials for optimizing hydrogen production

Approach: Plasma surface modification for removing surface contaminants and use of layered electrodes for PEC based generation of hydrogen

Technical Accomplishment and Progress: Enhanced photocurrent density with oxygen annealed photoanodes of TiSi₂ and TiO₂ photoanodes with surface doping of nitrogen using plasma treatments and synthesis of nanostructured electrodes

Collaboration: University of Nevada, Reno and Arkansas Nanotechnology Center

Proposed future research: Application of layered photoanodes, plasma treatments and quantitative determination of photoelectrochemical generation of hydrogen

Acknowledgements: Department of Energy, University of Nevada, Reno, NASA Kennedy Space Center, Arkansas Science and Technology Authority

M. K. Mazumder, mkmazumder@ualr.edu, 617 997 7049

University of Arkansas at Little Rock

Project ID #PDP08