

Electrochemical Reversible Formation of Alane

Brenda Garcia-Diaz, Christopher Fewox

Ragaiy Zidan (PI)

Savannah River National Laboratory

2009 DOE Hydrogen Program Review

Project ID: st_06_zidan

Jennifer Pittman,

Ashley C. Stowe,

Andrew G. Harter

Joshua Gray

Michael J. Martinez-Rodriguez

Timeline

Start: 10/01/2006

End: In Progress

Percent Complete: 30%

Budget

400K Funding received in FY08

500 K Funding planned for FY09

Barriers

- A. System Weight and Volume**
- B. System Cost**
- C. Efficiency**
- R. Regeneration Processes**

Partners

Brookhaven National Laboratory
University of Hawaii
University of New Brunswick
Argonne National Laboratory

Develop a low-cost rechargeable hydrogen storage material with cyclic stability and favorable thermodynamics and kinetics fulfilling the DOE onboard hydrogen transportation goals

Aluminum hydride (Alane- AlH_3), having a gravimetric capacity of 10wt% and volumetric capacity of 149 g/L H_2 and desorption temperature: $\sim 60^\circ\text{C}$ to 175°C (depending on particle size and the addition of catalysts) meets the 2010 DOE targets for desorption

➤ **Specific Objectives**

- **Avoid the impractical high pressure needed to form AlH_3**
- **Avoid chemical reaction route of AlH_3 that leads to the formation of alkali halide salts such as LiCl .**
- **Utilize electrolytic potential to translate chemical potential into electrochemical potential and drive chemical reactions to form AlH_3**

Motivation: Electrochemical recharging represents a very different, promising and complementary approach to AlH_3 recharging.

Technique: Utilize electrolytic potential, E, to drive chemical reactions to form AlH_3
Based on Gibbs free energy and Faraday equation:

$$\Delta G = -nFE$$

Concern: Al and AlH_3 will be oxidized in aqueous environment. This requires using non-aqueous approaches. **We use Non-Aqueous electrolytes in Electrochemical Cell**

Specific Milestones:

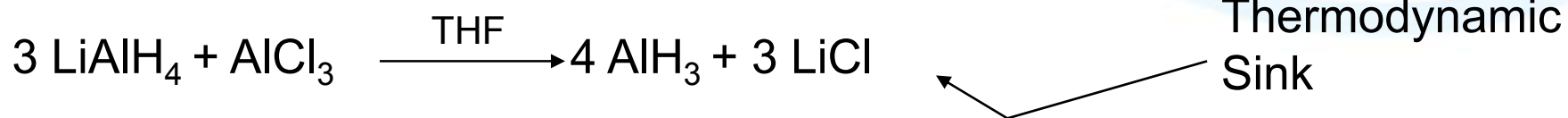
- ✓ Design/build Ambient Cell (APC)
 - ✓ Complete APC Test
 - ✓ Obtain Gram quantities of pure alane
- Complete Elevated Pressure Cell (EPC)

Go/NoGo Decision:

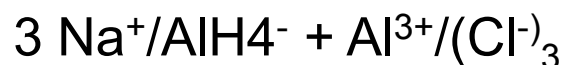
Following FY07 activities a **GO** decision was made based on preliminary results obtained and the potential of this material and the process to meet the DOE

Traditional method to produce alane:

Chemical Reaction to produce Alane using NaAlH_4 :



Chemical Reaction

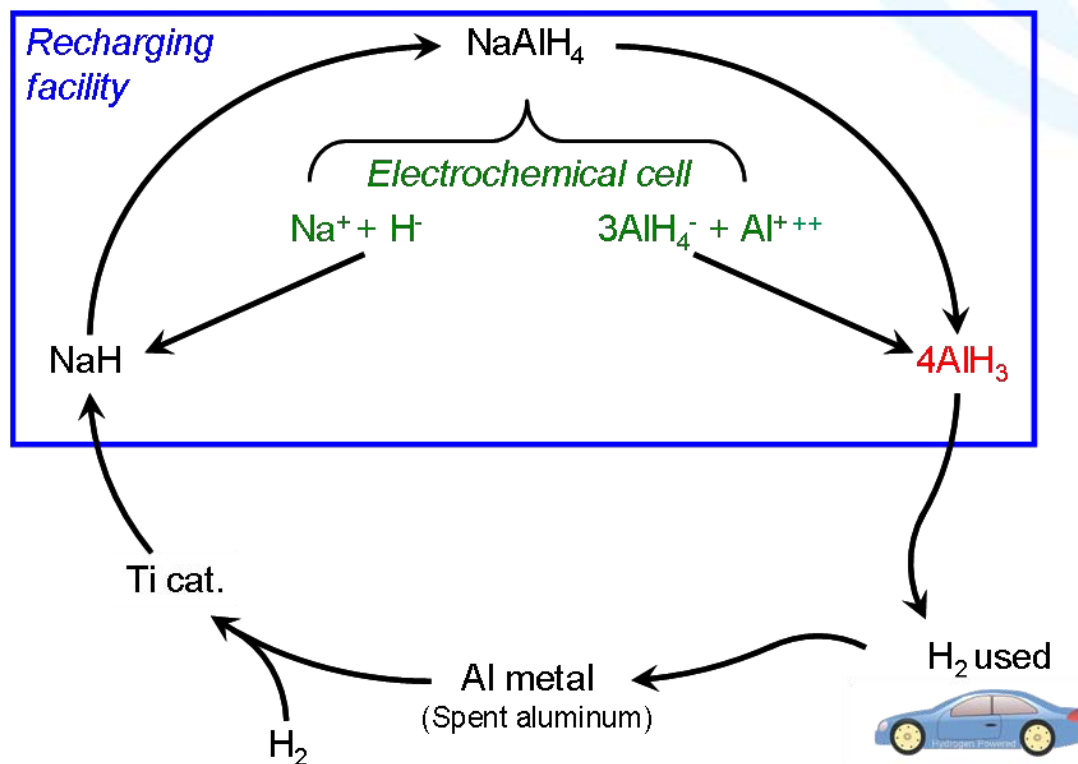


Develop a method to avoid forming Halides



Non-Aqueous Solution Regeneration Cycle

(LiAlH_4 , KAlH_4 or NaAlH_4) in (THF or Ether)

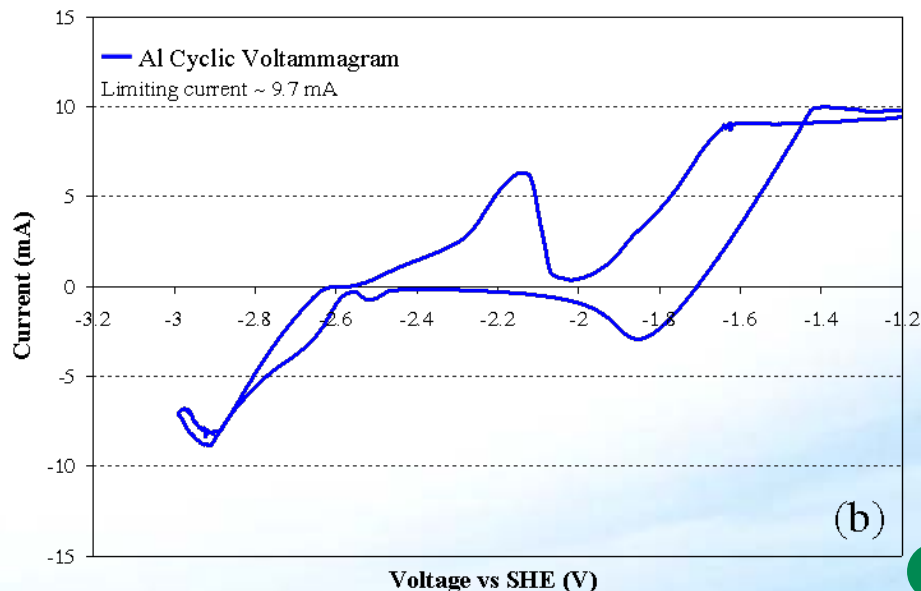
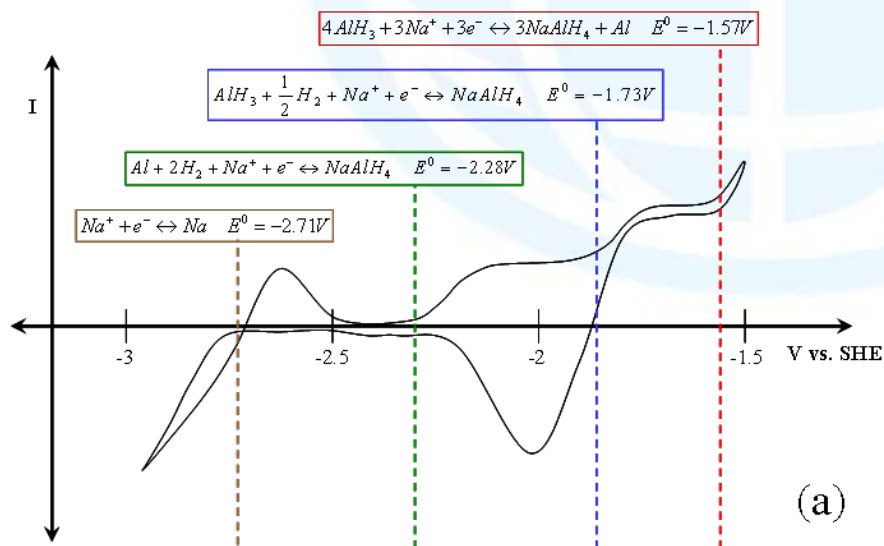


Proposed reversible cycle for alane. All components of the electrochemical process can be recycled to continually afford a viable solid-state storage material

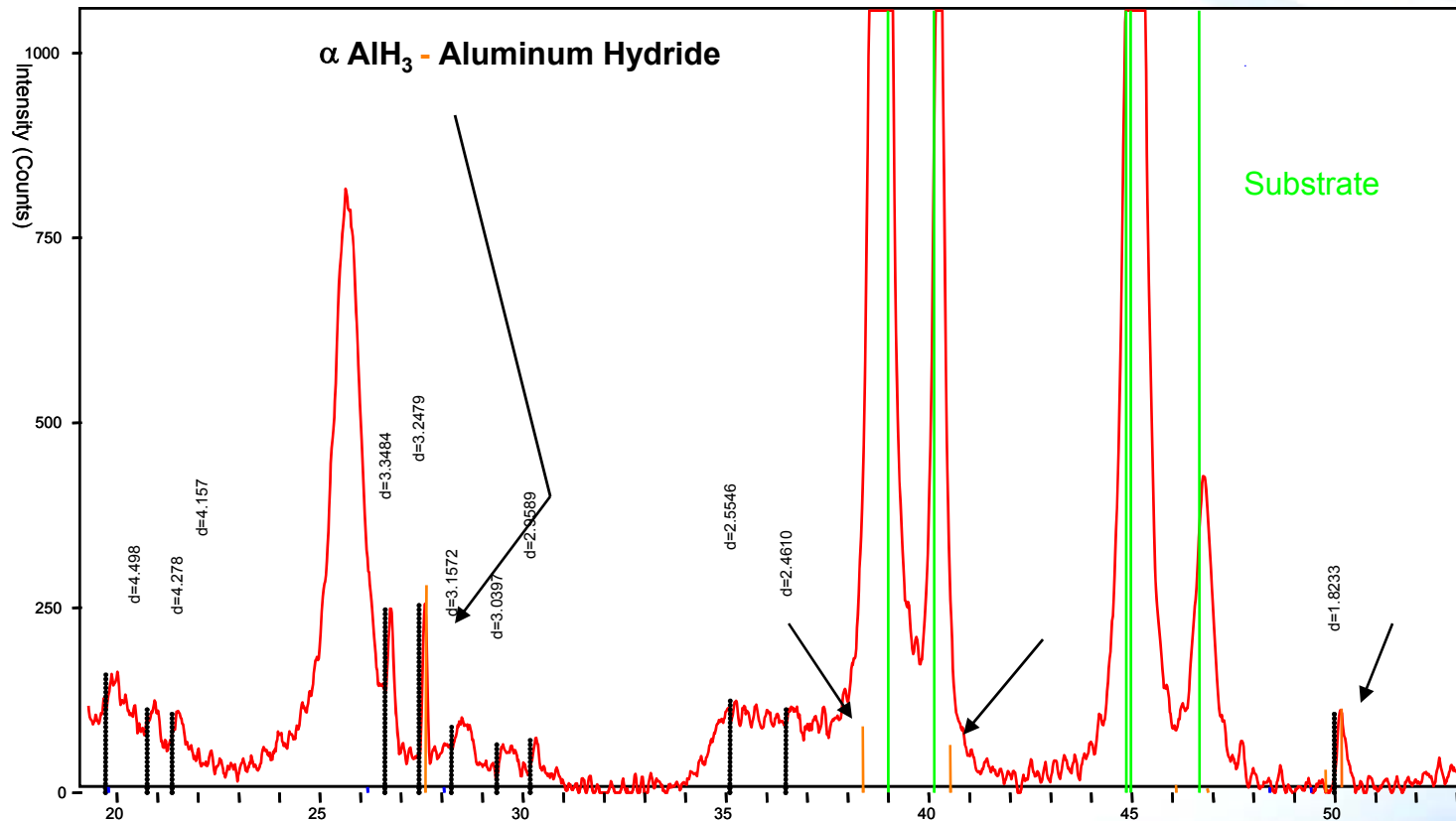
Theoretical and Experimental cyclic voltammograms for the electrochemical formation of alane

(a) A hypothetical cyclic voltammogram was formulated from the equilibrium potential data for possible reactions and the anticipated state of each species generated

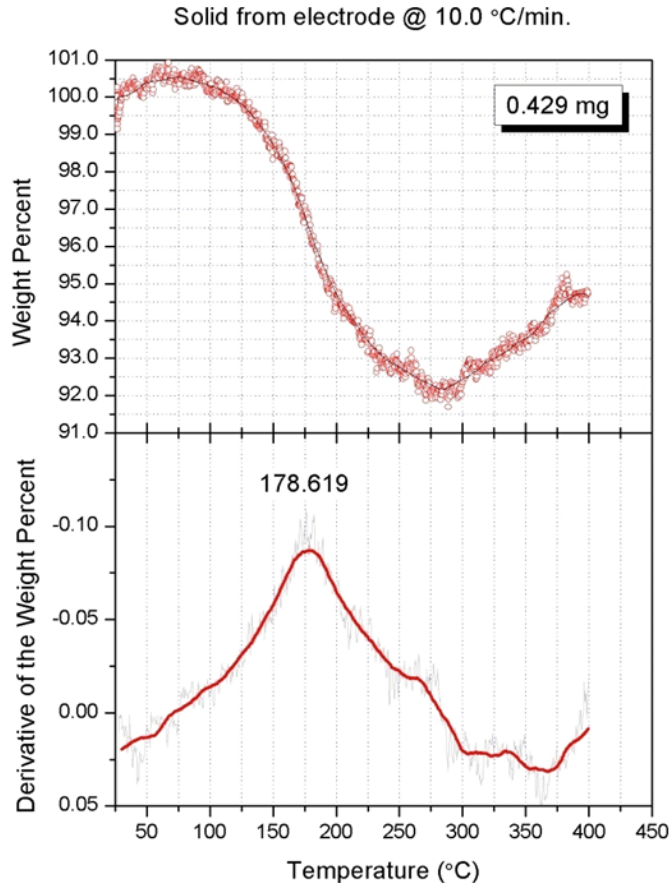
(b) Bulk electrolysis experiment at an aluminium electrode for a cell containing a 1.0 M solution of NaAlH_4 in THF at 25°C



Past Results (small yield)



Past Results



Hydrogen desorption (TGA), showing almost 9% by weight hydrogen capacity, consistent with alane capacity of 10wt%

The temperature was shifted because the temperature increase rate was 10° C/min

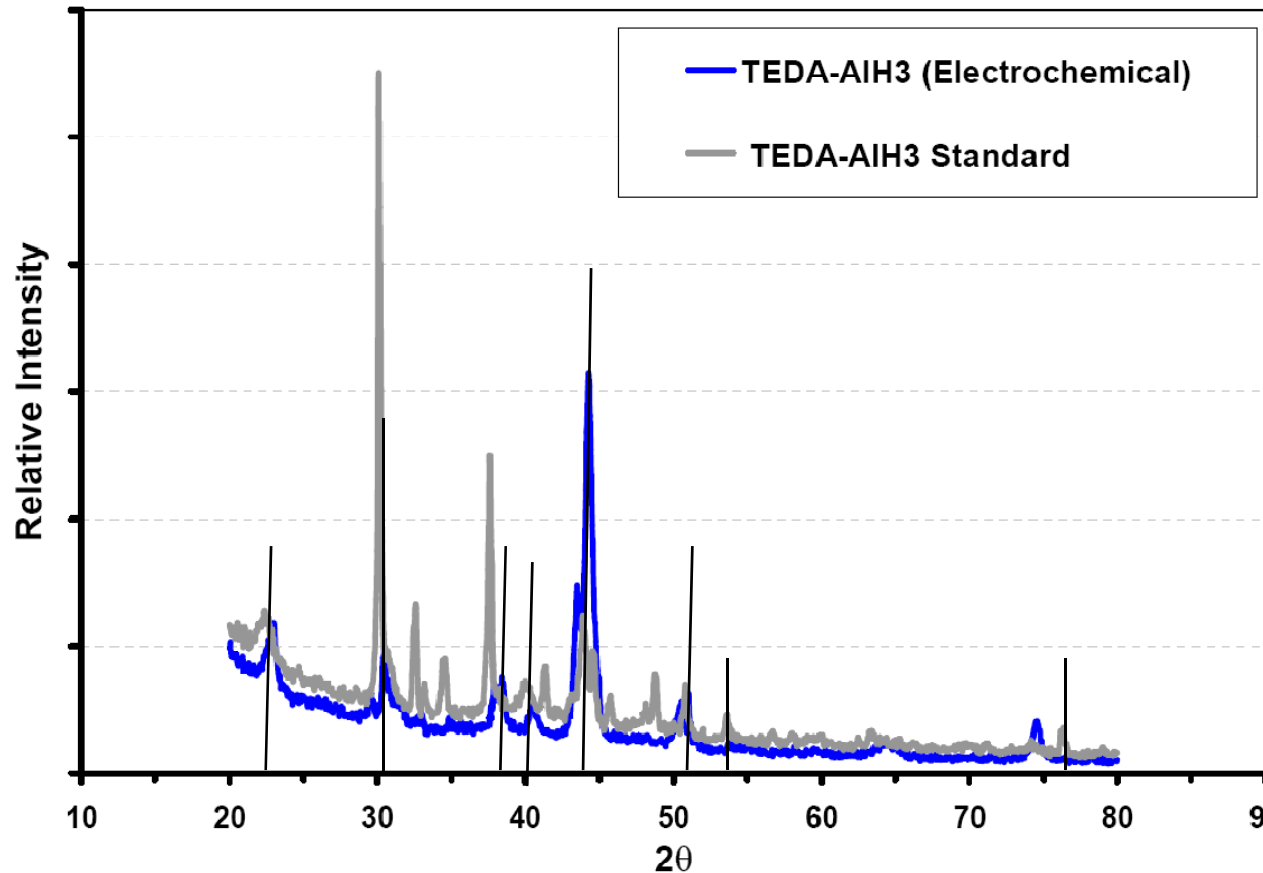
Gas being H₂ was verified, using RGA

Based on collaborations with BNL, Alane-TEDA formation was used to confirm the formation of AlH_3

TEDA (triethylenediamine) is known to complex with AlH_3 , appearance of precipitate signals alane molecule formation



Electrochemical Cell Generating AlH_3 - TEDA



XRD Confirms TEDA-AIH₃ Production

Feasibility of Electrochemical Synthesis of Alane

$$\textit{Ideal: Energy Input} = (nF) E_{cell}^{\circ} = 61.2 \frac{\text{kJ}}{\text{mol AlH}_3}$$

$$\textit{Ideal Cost} = \frac{61.2 \text{ kJ}}{\text{mol AlH}_3} \left| \frac{33.3 \text{ mol AlH}_3}{\text{kg AlH}_3} \right| \left| \frac{10 \text{ kg AlH}_3}{\text{kg H}_2} \right| \left| \frac{1 \text{ kWh}}{3,600 \text{ kJ}} \right| = 5.66 \frac{\text{kWh}}{\text{kg H}_2}$$

Storage Energy as a Percent of LHV (1 kg basis)

$$\textit{Actual: Energy Input} = 5.66 \frac{\text{kWh}}{\text{kg H}_2} \left| \frac{1}{68\%} \right| = 8.32 \frac{\text{kWh}}{\text{kg H}_2} \quad \text{68\% is based on overpotential value}$$

Energy Consumption

$$\textit{Ideal} = \frac{5.66 \text{ kWh}}{33.3 \text{ kWh}} \times 100 = 17\%$$

$$\textit{Actual} = \frac{8.32 \text{ kWh}}{33.3 \text{ kWh}} \times 100 = 25\%$$

Efficiency

$$\textit{Ideal} = 85\%$$

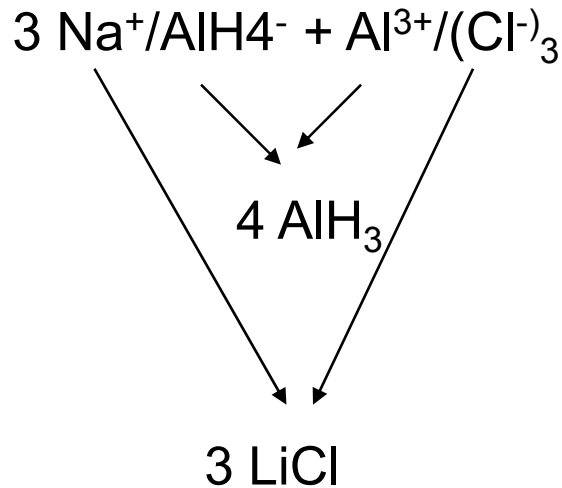
$$\textit{Actual} = 75\%$$

Chemical Reaction to produce Alane using NaAlH_4 :



Thermodynamic Sink

Chemical Reaction



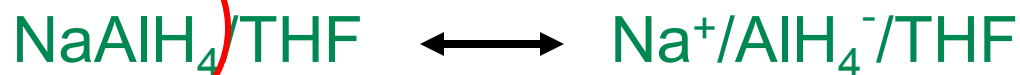
J. Graetz, J. Wegrzyn, J. Reilly, J. Johnson, WM Zhou:

-Recycling AlH_3 by splitting LiCl requires a minimum of 0.7J for every 1J of fuel
(**70% of fuel energy required for regeneration**)

-Recycling AlH_3 by splitting LiCl is NOT feasible

Possible Reactions : When AlH_3 Generated in Closed Material Cycle

Utilizing Polar Conductive Solution NaAlH_4 in THF



Anode



Or



Before



After, Electrode Dissolved



Aluminum electrode before and after an electrochemical run

AlH₃ Recovery

Once AlH₃ is generated in the Electrochemical Cell, it has to be recovered in pure form

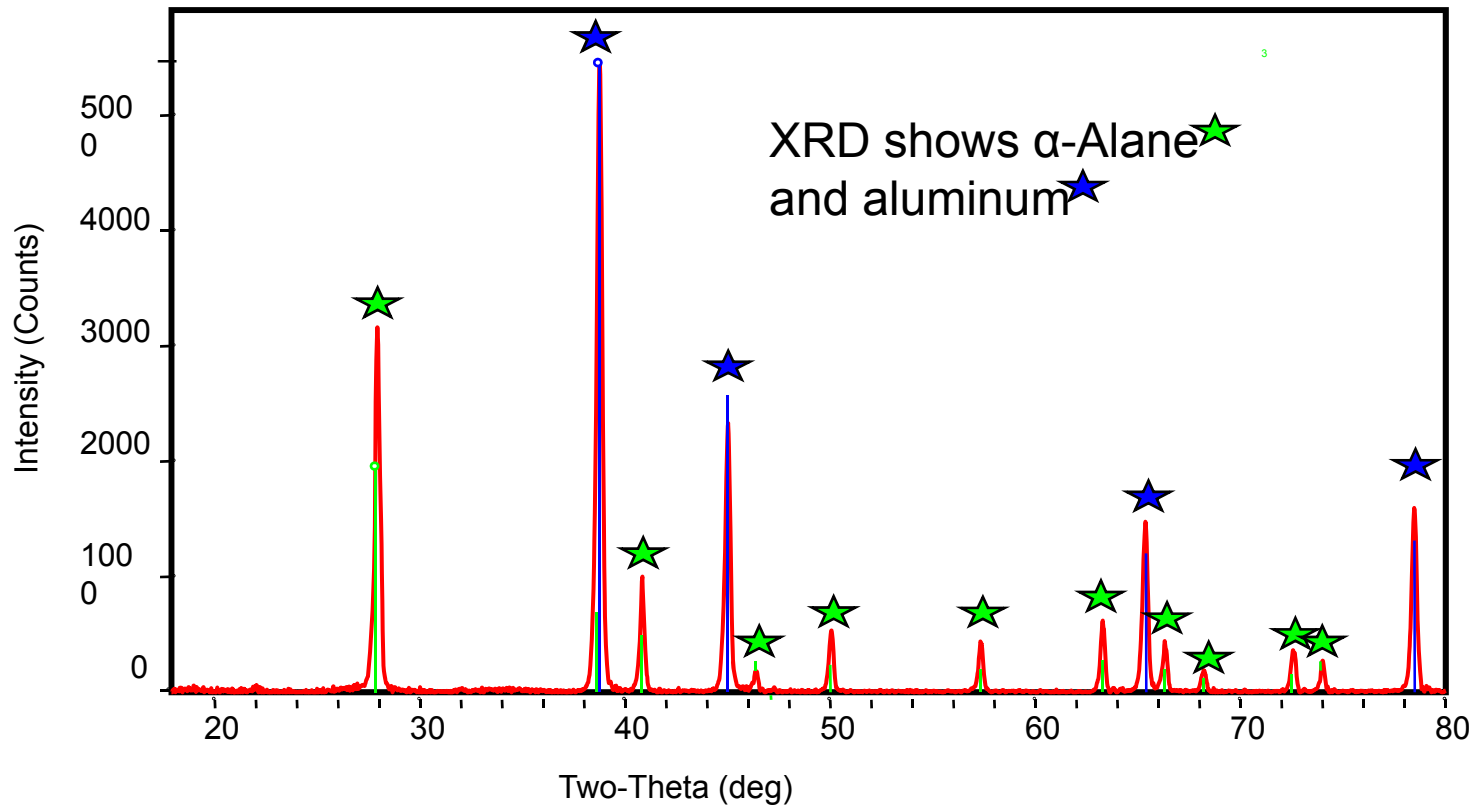
Two Recovery Methods:

1- Directly from THF-AlH₃

2- Recovery using different Adducts

Recovery from THF- AlH_3 : Yield is a mixture of AlH_3 and Al

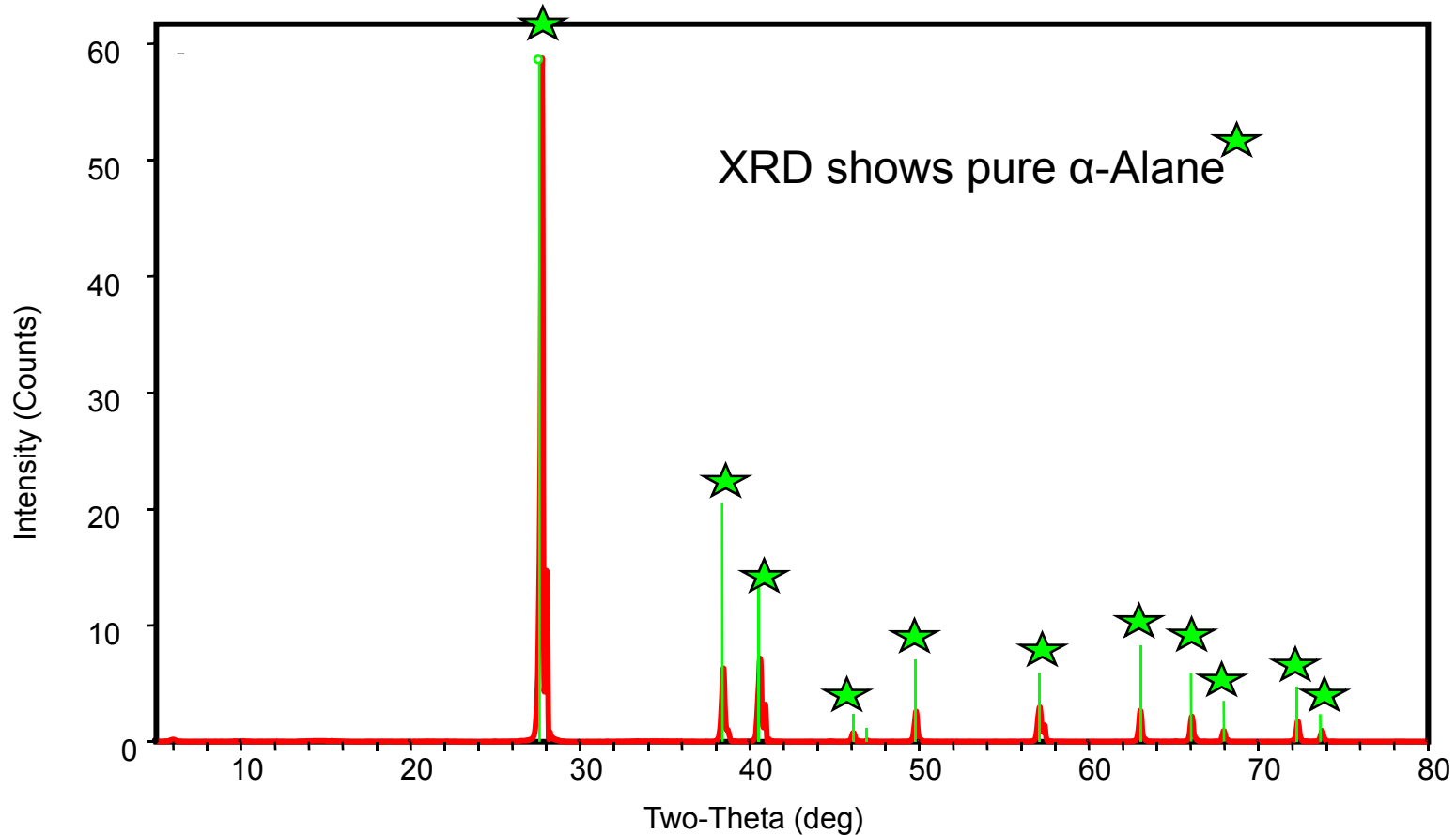
(method 1)



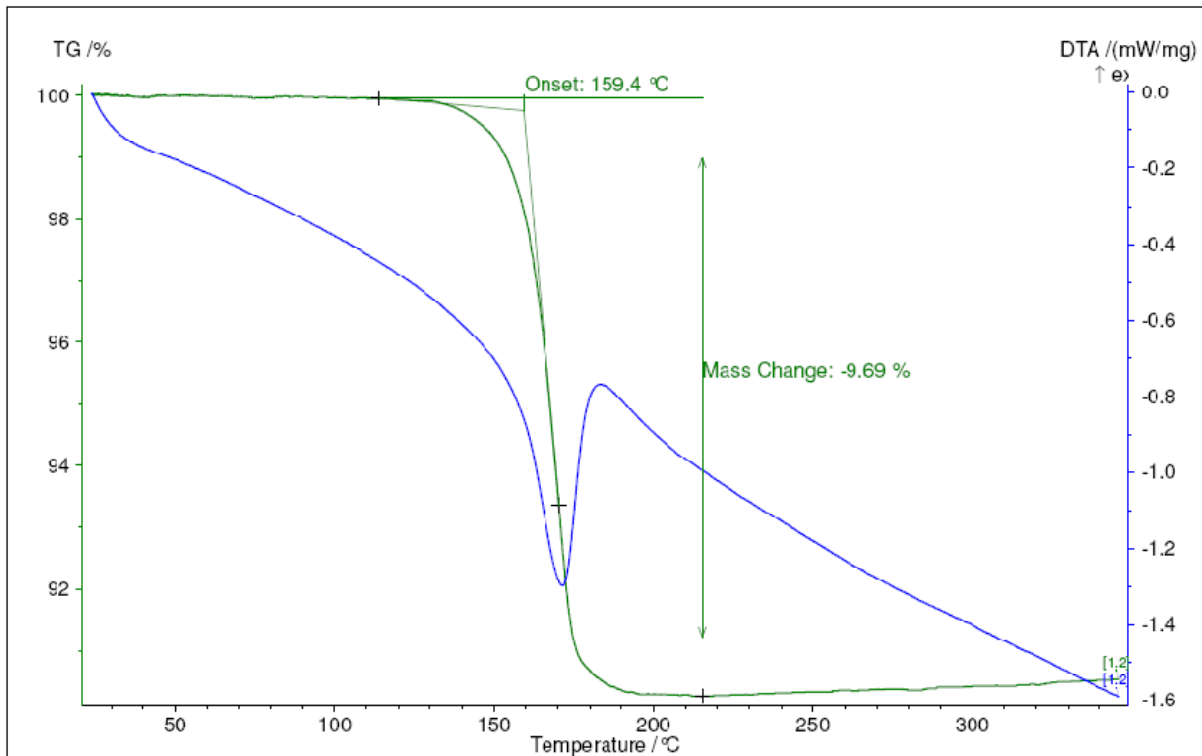
XRD shows generation of α - AlH_3

Recovery using different Adduct: Yield is Pure AlH_3

(method 2)



XRD shows generation of pure α - AlH_3



Main: 2009-03-09 16:52 User: PSIVASUBRAM			
Instrument: NETZSCH STA 409 F3/PG File: F3Ragaly Electrolytic AlH3 Mar 09 2009.dsv			
Project: Installation	Material: Buylancy	Segments: 2/2	
Identity: Alana	Correction file: Baseline 2 C-min July-9 - 08 SR pan.bsv	Crucible: Other DTA/TG	
Date/time: 3/3/2009 2:13:24 PM	Temp. Cal/Sens. Files: 641dta56+S.bv / New Sens Calib Oct 08.ebv	Atmosphere: Argon/20 / -- / Argon, 21 ppm/...	
Laboratory: TAHL	Range: 25/2.0(K/min)/500	TG corr./m. range: 020/3(000 mg)	
Operator: Plem	Sample car./TC: DTA/(TG) HIGH RG 2 / S	DSC corr./m. range: 020/5(000 μV)	
Sample: Electrolytic, 20.980 mg	Mode/type of meas.: DTA-TG / Sample + Correction		

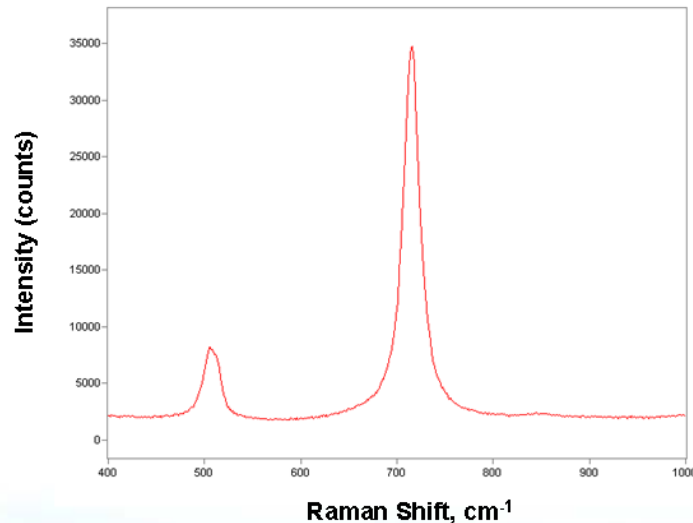
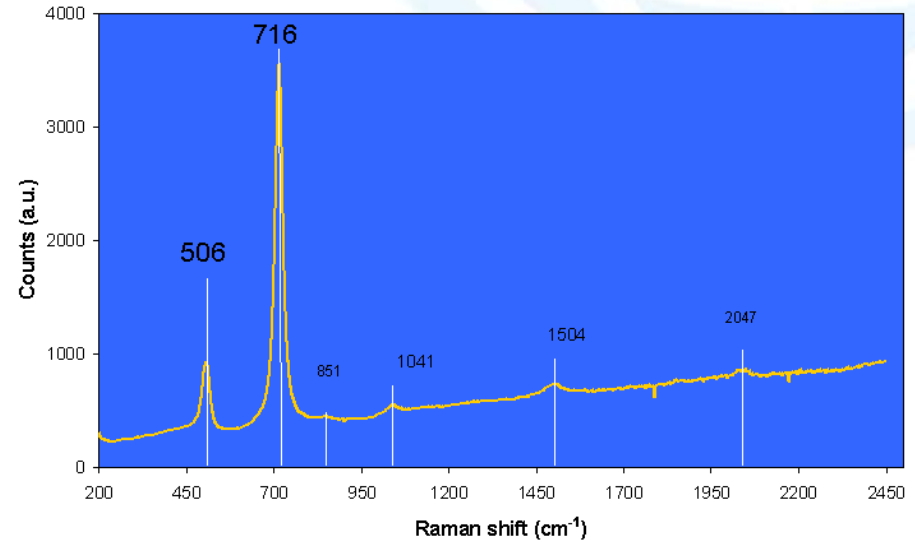


Two grams of AlH₃, alane, electrochemically generated

TGA decomposition electrochemically generated alane, shown in photo, releases almost full H₂ capacity expected in AlH₃

Raman Confirms Method 2 Gives Pure AlH_3

Raman of powder from Method 2



Raman of α -alane (standard)

➤ **Jason Graetz, James Wegrzyn and Jim Reilly (BNL)**
Alane recovery the formation of adducts (COE)

➤ **Craig Jensen (University of Hawaii)**

➤ **Sean McGrady (University of New Brunswick)**

Use of novel methods and solvents for more efficient recovery of Alane (COE)

➤ **Rajesh Ahluwalia, Thanh Hua (ANL)**

Efficiency modeling and optimization of Alane regeneration process (DOE)

- Calculations have started with ANL to determine and optimize efficiency and will continue
- Direct collaboration with BNL and SNL to identify better separation solvents
- Promising solvent has been identified with University of Hawaii with promise of higher efficiency
- Other complex hydrides can be regenerated in similar manner

Status at 3/2008:

- 1. Designed and built multiple electrochemical cells for a systematic study
(Different electrodes, different electrolytes, resistance measurements)
- 2. Established Alane Production CV
- 3. Although in a small yield Alane was produced and verified

Since 3/2008:

- 1. Continued multiple electrochemical cells systematic study
- 2. Developed a methodology to confirm the generation of AlH_3 in the cell
- 3. Succeeded in producing large quantities of AlH_3 -TEDA, electrochemically
- 4. Recovered Alane from Alane-THF adduct
- 5. Developed ways to recover pure alane from solvent
- 6. Produced gram quantities of Alane, electrochemically
- 7. Working on the efficiency aspects of the cycle

Although many attempts in the past were made to make alane electrochemically none of these attempts have isolated or characterized alane. These attempts were not directed at hydrogen storage. Our group is the first to show a reversible cycle utilizing electrochemistry and direct hydrogenation, where gram quantities of alane are produced, isolated and characterized

A breakthrough has been achieved in the electrochemical regeneration of AlH_3

AlH_3 can now be regenerated :

- Gram quantities have been produced
- High purity (confirmed by Raman, XRD)
- High H_2 capacity (confirmed by TGA, XRD)
- A closed material regeneration cycle
- More detailed publication is in press in *ChemComm J.*

Zidan *et. al*, "Aluminum Hydride: A Reversible Material for Hydrogen Storage"

**SRNL: Donald Anton, Ted Motyka, Joe Wheeler,
and Rob Lasocola**

Jason Graetz, James Wegrzyn and Jim Reilly (BNL)

Craig Jensen (University of Hawaii)

Sean McGrady (University of New Brunswick)

Rajesh Ahluwalia, Thanh Hua (ANL)

Rana Mohtadi and Sivasubramanian, PremKumar (Toyota)

DOE Office of Energy
Efficiency and Renewable
Energy

Metal Hydride
Center of
Excellence



Dr. Brenda Garcia-Diaz
Electrochemical Alane



Dr. Christopher Fewox
Electrochemical Alane