

Ultra Lightweight High Pressure Hydrogen Fuel Tanks Reinforced with Carbon Nanotubes

Dongsheng Mao

Applied Nanotech, Inc.

May 15, 2012

Project ID #

ST105

This presentation does not contain any proprietary, confidential, or otherwise restricted information

Overview

Timeline

- Project start date: Aug. 8, 2012
- Project end date: Aug. 7, 2014
- Percent complete: 25-30%

Budget

- Total project funding
 - DOE share: \$999,990
 - Contractor share: 0
- Funding received in FY12: \$94,722
- Funding for FY13: \$499,995

Barriers

- Barriers addressed
 - Cost of hydrogen storage tanks;
 - Weight of the storage tanks;
 - Performance of the storage tanks.
- Target
 - Reduce the cost of the hydrogen storage tanks by lowering their weight (>20%) .

Partners

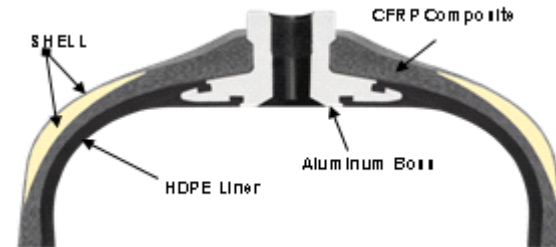
- Lincoln Composites, Inc. – (Subcontractor)
- Prof. Don Paul (University of Texas at Austin) - Consultant

Relevance

Our goal is to make the hydrogen storage tanks stronger, lighter and with better performance through CNT reinforced CFRP composites. As a result, the cost of the hydrogen storage tanks will be significantly reduced while increasing vehicle efficiency.

DOE Barriers

- Cost of hydrogen storage tanks
- Weight of the storage tanks
- Cost of the carbon fiber is too high



Cross-section view of a hydrogen storage tank (CFRP portion occupies 53wt.% of the tank)

Base Materials for CFRP	Price (\$/kg)
Neat Epoxy Resin	8.25
Toray T700 Carbon Fiber	33
CNT (1.0 wt.%) Epoxy Resin	11.17
Neat Epoxy Resin + Carbon Fiber (Weight Ratio 3:7)	25.58
CNT (1.0 wt.%) + Neat Epoxy Resin + Carbon Fiber	26.45 (+3.4%)

Hydrogen fuel tank (Composite type IV, 5,000 psi)	Price of Carbon fiber (\$)	Price of Resin (\$)	Labor & Other Costs (\$)	Cost of CFRP Portion (\$)	Total Cost of Tank (\$)
Baseline	1224.3	131.18	755.52	2111	2727
20% Weight Reduction w/ CNTs	979.44	142.08	755.52	1877.04 (-11%)	2493.04 (-9%)
40% Weight Reduction w/ CNTs	734.58	106.56	755.52	1596.66 (-24%)	2112.56 (-23%)

Based on our careful calculations, the cost for 1 kg of the CNT reinforced epoxy resin is the following based on high volume manufacturing:

Epoxy: \$8.25/kg
 CNT: \$1 (\$0.1/g, 10 g will be used in the epoxy assuming 1% loading)
 Production cost (including labor): \$2

So, the total cost for 1 kg of the CNT (1.0%) reinforced epoxy resin is \$11.17 ((0.99x8.25) + (0.1x10) +2)) making the cost increase of 35% compared to the base epoxy (\$8.25/kg). It can be seen that the cost of the CFRP composite increases about 3.4% using 1% CNT reinforcement (including all related production costs of the reinforced epoxy resin). According to a 2010 TIAX report, carbon fiber reinforced polymer accounts for 77% of the total cost of a hydrogen fuel tank. Assuming a 5,000 psi tank, if we can lower the weight by 20% for the CFRP portion using CNT reinforcement, we are able to reduce the cost by at least 10% for the total tank. If we are able to lower the weight of the CFRP portion by 40%, the total cost for a tank can be further reduced by a total of nearly 23% .

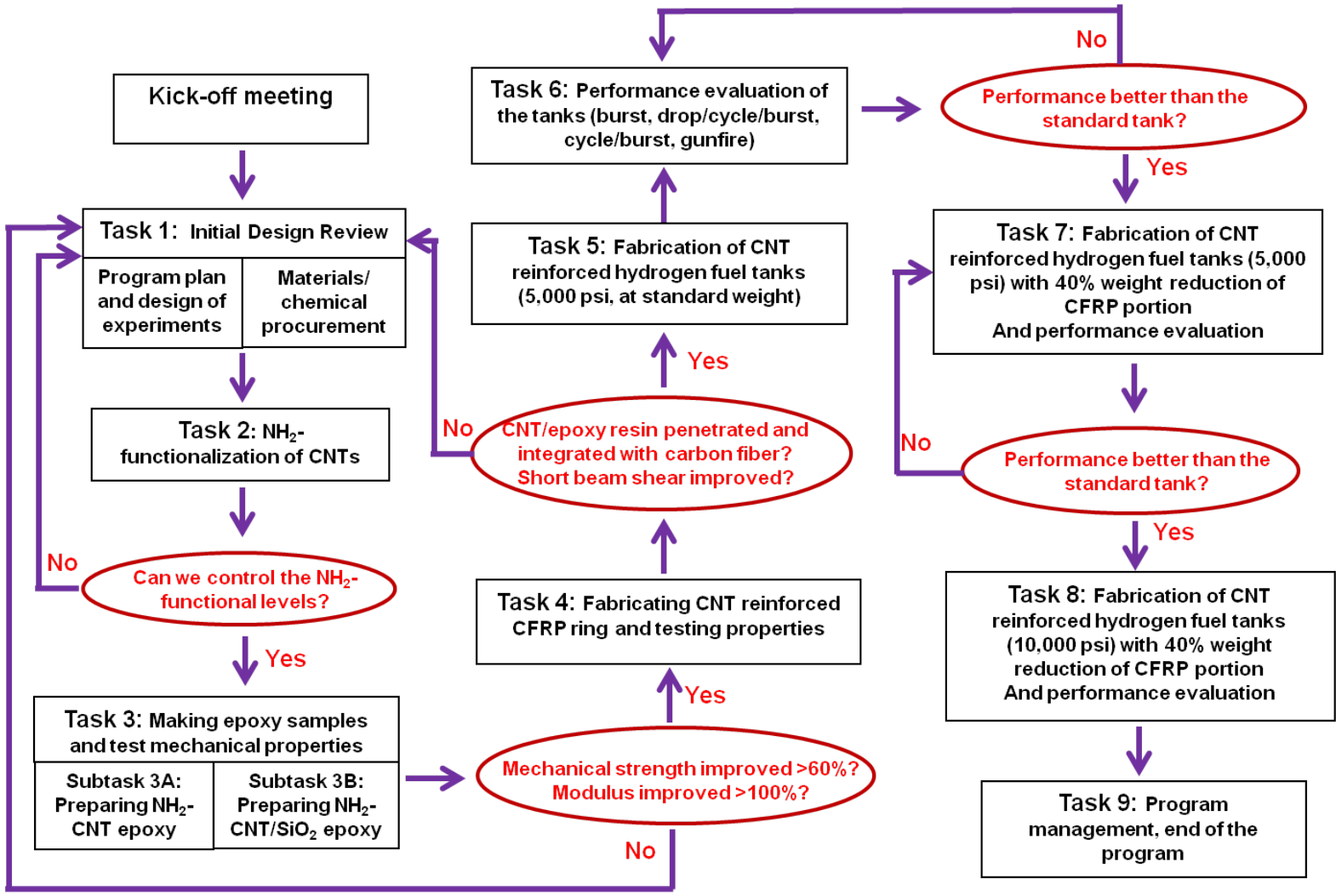
Objectives

#	Objectives
1	Demonstrate that we can further control NH ₂ -functionalization level of the CNTs with the goal of further improving the mechanical properties of the epoxy matrix. <u>We achieved this objective.</u>
2	Demonstrate that we can improve the strength by more than 60% and the modulus by more than 100% in the epoxy matrix by reinforcing it with NH ₂ -functionalized CNTs and SiO ₂ nanoparticles. <u>This objective is over 90% completed.</u>
3	Demonstrate that the CNT reinforced epoxy resin can successfully penetrate and integrate with the carbon fibers during the filament winding portion of the hydrogen fuel tank fabrication process.
4	Demonstrate that the 5,000 psi hydrogen fuel tanks with 40% weight reduction of the CFRP portion utilizing CNT reinforcement perform better than the standard tanks based on sophisticated testing including burst, drop/cycle/burst, impact, and gunfire.
5	Demonstrate that the 10,000 psi hydrogen fuel tanks with 40% weight reduction of the CFRP portion utilizing CNT reinforcement perform better than the standard tanks based on sophisticated testing including burst, drop/cycle/burst, impact, and gunfire.

Approach

Reducing the cost of high pressure hydrogen storage tanks - Our approach is to reduce the cost of the high pressure hydrogen storage tanks by lowering their weight. Using CNT reinforcement, we are able to significantly improve the mechanical properties of the carbon fiber/epoxy composite (CFRP) matrix used to construct the tanks with the final purpose being to lower the weight of the CFRP composites while preserving or even increasing the performance of the tanks.

Program Schedule



Milestones

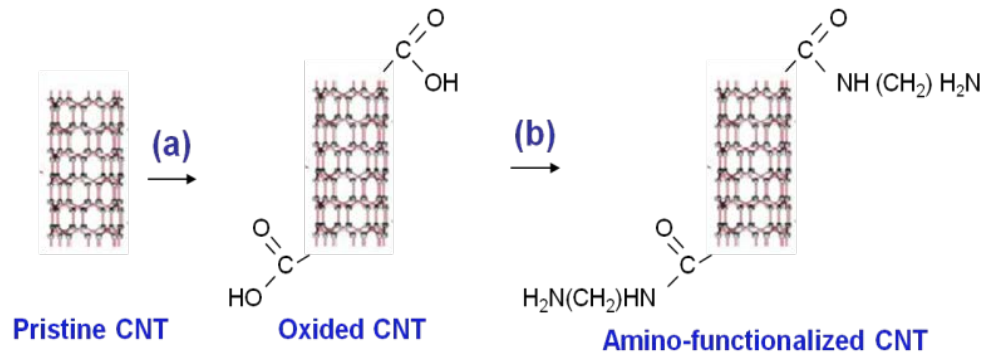
Milestone #	Progress Notes	Timeline
1	Kickoff Meeting	Start of month 1
2	Initial design and material/chemical acquisition complete	Month 1
3	NH ₂ -functionalization of CNTs at different functional levels complete	Month 4
4	Synthesis and mechanical evaluation of CNT/epoxy and CNT/SiO ₂ /epoxy complete	Month 6
5	CNT reinforced CFRP ring made and tested, demonstrating that the CNT-reinforced epoxy can fully penetrate the carbon fibers	Month 8
6	Fabrication of CNT reinforced hydrogen fuel tanks (5,000 psi) at standard weight complete	End of Month 11
7	Performance evaluation of the tanks complete	Month 13
8	Fabrication of CNT reinforced hydrogen fuel tanks (5,000 psi) with 40% weight reduction of the CFRP portion complete. Better performance of the tanks achieve	Month 18
9	Fabrication of CNT reinforced hydrogen fuel tanks (10,000 psi) with 40% weight reduction of the CFRP portion complete. Better performance of the tanks achieved	Month 23
10	Final Report Complete - Phase II program completion.	Month 24

Work Plan/Progress (for the First Year of the Program)

Task	Task Description	Progress/Accomplishments	completion
	Kick-off meeting	Dr. Dongsheng Mao of ANI attended the kick-off meeting organized by the DOE in September, 2012. He also attended the PI/Contractor meeting in Nov. 2012.	100%
1	Initial design review		
	A - Design review	ANI team had a number of meetings at the beginning of the program to discuss the design of experimentation and overall schedule. We also discussed with the subcontractor related to the Statement of Work	100%
	B – Obtain materials and chemicals	All the chemicals and materials were obtained in Sept. 2012 for the 1 st year of the program	100%
2	Functionalization of CNTs at different levels	We have prepared enough functionalized CNTs for the next task.	100%
3	Synthesize epoxy samples reinforced with CNTs and SiO ₂ nanoparticles	We obtained further improved mechanical properties compared with the achievement obtained in the Phase I program	100%
4	Fabricate CNT CFRP ring and test properties	We have already prepared 2 formulations of the CNT and SiO ₂ reinforced epoxy resin. Lincoln Composites is working on fabrication of the CFRP rings at this stage. This task will be finished in early May, 2013. This task is going ahead as planned.	30%
5	Fabricate CNT reinforced tanks (5,000 psi)	In this task, we will produce large quantity of the CNT/epoxy resin, fabricate tanks, and test preliminary performance of the tanks. This task is going ahead as planned.	0%
6	Performance evaluation of tanks	In this task, burst, drop/cycle/burst, gunfire, and impact properties of the tanks will be performed. This task is going ahead as planned. Portion of this task will be performed at the beginning of the 2 nd year.	0%

Accomplishment and Progress - 1


We were able to control the NH_2 -functionalization of the CNTs which can significantly improve the mechanical properties of the epoxy resin used to fabrication hydrogen storage tanks.



The NH_2 -functionalization process is a wet chemical process. During the functionalization, CNTs can be damaged although on the other hand they can be attached with functional groups. It is essential to find an optimized process that can significantly improve the mechanical properties of the epoxy matrix based on NH_2 -functionalization.

Accomplishment and Progress – 2

A series of samples were made and tested based on CNT and SiO₂ reinforced epoxy. Based on the results, we have determined the optimized NH₂-functionalization level and loading of the CNTs and SiO₂ in the epoxy matrix.



Accomplishment and Progress - 3

We were able to achieve further improved mechanical properties of the epoxy matrix based on NH₂-functionalized CNTs at optimized functionalization levels. At CNT loading of 1 wt.% (treatment for 2 hours), we were able to achieve significantly improved mechanical properties.


Sample #	NH ₂ (2 hr) (%)	NH ₂ (4 hr) (%)	NH ₂ (8 hr) (%)	NH ₂ (16 hr) (%)	Tensile strength (MPa)	Tensile modulus (GPa)	Flexural strength (MPa)	Flexural modulus (GPa)	Compressio n strength (MPa)	Compressio n modulus (GPa)
Neat epoxy					76.7	3.35	106.0	2.54	102.3	2.62
1	0.25				88.7	3.45	115.3	2.70	113.8	2.98
2	0.5				93.3	3.70	127.4	3.88	135.3	3.12
3	1				105.8 (38%↑)	3.88 (16%↑)	148.7 (40%↑)	3.03 (19%↑)	147.7 (44%↑)	3.28 (25%↑)
4	2				90.1	4.01	129.3	4.25	140.3	3.97
5	3				80.4	4.08	117.1	4.58	135.4	4.18
		0.5			87.0	3.62	117.1	2.68	115.8	3.47
		1			96.6	3.78	128.6	3.07	157.0	4.28
		2			89.3	3.87	135.7	3.08	133.3	4.50
		3			83.8	3.80	113.7	2.69	134.6	4.57
6			0.25		80.7	3.53	110.0	2.67	117.8	3.01
7			0.5		87.2	3.68	120.0	2.67	117.8	3.51
8			1		95.6	3.88	124.3	2.98	133.4	4.01
9			2		80.1	3.99	116.0	3.28	127.3	4.50
10			3		78.0	4.23	107.9	3.30	129.5	4.37
				0.5	76.0	3.13	116.3	3.03	118.3	2.68
				1	77.1	3.30	113.2	2.84	114.5	2.78
				2	76.3	3.16	111.2	2.87	108.0	2.87
				3	77.1	3.24	113.4	2.85	106.6	2.87

Accomplishment and Progress - 4

NH₂-CNT and SiO₂ co-reinforced epoxy samples were synthesized and characterized. We were able to achieve further improved mechanical properties. We already prepared and sent to Lincoln Composites, Inc. quantity of the samples 1 and 3 for CFRP ring fabrication and evaluation.

Sample #	NH ₂ (2 hr) (%)	SiO ₂ (%)	Tensile strength (MPa)	Tensile modulus (GPa)	Flexural strength (MPa)	Flexural modulus (GPa)	Compression strength (MPa)	Compression modulus (GPa)
Neat epoxy	0	0	76.7	3.35	106.0	2.54	102.3	2.62
1	0.25	2.5	92.3 (20%↑)	3.74 (12%↑)	118.7 (12%↑)	2.97 (12%↑)	121.8 (19%↑)	3.18 (21%↑)
2	0.5	2.5	100.8	4.04	134.0	3.31	150.3	3.41
3	1	2.5	113.7 (48%↑)	4.31 (28%↑)	150.0 (41%↑)	3.48 (37%↑)	163.7 (60%↑)	4.13 (58%↑)
4	2	2.5	87.3	4.28	132.3	3.38	155.3	3.93
5	3	2.5	83.5	4.14	125.1	3.50	133.0	3.90
6	0.25	5	92.5	3.80	118.0	3.05	120.8	3.14
7	0.5	5	97.8	4.01	123.8	3.40	131.8	3.55
8	1	5	101.5	4.11	117.7	3.40	123.0	3.67
9	2	5	90.5	4.30	103.7	3.48	124.0	3.78
10	3	5	76.7	4.38	95.6	3.60	101.8	3.70
11	0.25	12	80.4	4.01	112.6	3.00	119.3	3.04
12	0.5	12	78.5	4.12	115.7	3.08	125.8	3.38
13	1	12	70.3	4.34	107.4	3.35	130.4	3.59
14	2	12	68.8	4.40	99.8	3.77	107.7	3.53
15	3	12	63.3	4.58	87.7	3.60	90.5	3.48

Next Key Task



CFRP ring

- ❖ Modify fabrication process to allow CNT reinforced epoxy resins to fully penetrate and integrate with the carbon fiber during the filament winding process
- ❖ Solve viscosity issue to ensure the mechanical property improvement can be fully transferred to the CNT reinforced CFRP composite
 - ❖ Select optimal temperature to fabricate the rings by viscosity change vs. temp increase. The short beam shear of the rings will be tested.
 - ❖ Use a surfactant to decrease the loading of the CNT reinforced epoxy matrix

Collaboration

Subcontractor: Lincoln Composites

Lincoln Composites, manufacturer of the TITAN™ and TUFFSHELL® tanks, is the leading provider of natural gas and hydrogen storage and transport solutions to the alternative fuel vehicle industry.

Lincoln Composites' efforts in the 1st year of this Phase II Program:

- ❖ Initial Design Review;
- ❖ Fabricate CNT reinforced CFRP rings and test properties (shear, impact, burst);
- ❖ Fabricate 3 baseline tanks, 3 tanks with CNT reinforcement, 3 tanks with CNT reinforcement at reduced weight and evaluate performance.

Future Work

- ❖ Optimize the formulation of the functionalized CNT and SiO₂ co-reinforced epoxy based upon the result achieved so far..
- ❖ Improve the processing for fabricating hydrogen storage tanks using CNT reinforced epoxy that wasn't solved in the Phase I Program because of the viscosity issue.
- ❖ Continue to focus on the 5,000 psi pressure hydrogen storage tanks initially before moving to higher pressure tanks (for example 10,000 psi tanks)
- ❖ Evaluate the performance of the hydrogen fuel tanks (burst, cycle/burst, drop/cycle/burst, and gunfire, etc.)
- ❖ Move to higher pressure hydrogen storage tanks (10,000 psi at reduced weight)
- ❖ Manufacturing

The goal of the fourth task will be to establish manufacturing protocols for the ultra light weight hydrogen high pressure fuel tanks demonstrated in the Phase II program.

Summary Slide

Project Summary

Relevance: Our purpose is to make the hydrogen storage tanks stronger, lighter and with better performance through CNT reinforced CFRP composite. As a result, the cost of the hydrogen storage tanks will be significantly reduced while increasing vehicle efficiency.

Approach: Reducing the cost of high pressure hydrogen storage tanks - Our approach is to reduce the cost of the high pressure hydrogen storage tanks by lowering their weight. Using CNT reinforcement, we are able to significantly improve the mechanical properties of the carbon fiber/epoxy composite (CFRP) matrix used to construct the tanks with the final purpose being to lower the weight of the CFRP composites while preserving or even increasing the performance of the tanks.

Technical Accomplishments and Progress: We were able to control the NH₂-functionalization level of the CNTs to significantly improve the mechanical properties of epoxy. We were able to achieve more than 60% improvement in the epoxy matrix of the compression strength and 60% improvement of the compression modulus based on CNT and SiO₂ co-reinforcement. Tensile and flexural properties were also significantly improved (over 40%).

Proposed Future Research: We need to modify the filament winding process to fabricate high quality hydrogen storage tanks with CNT reinforced epoxy due to its higher viscosity compared with the control epoxy. We will continue to improve the mechanical properties of the epoxy matrix using functionalized CNTs; optimize the fabrication process of the hydrogen storage tanks; test the performance of the tanks with CNT reinforcement in more sophisticated ways; Based on the current result we achieved, we firmly believe we are able to achieve improved results in the Phase II program.

Dongsheng Mao
(512)339-5020x109ext.
dmao@appliednanotech.net