

Hands-on Hydrogen Safety Training

Project ID: SCS017

P.I. - Salvador Aceves

Presenter - Gregg Holtmeier

Lawrence Livermore National Laboratory

June 18, 2014

This presentation does not contain any proprietary, confidential, or otherwise restricted information



Overview

Timeline

- Start date: **Sept. 2010**
- End date: **10/2014***

Budget

- **FY13 DOE**
Funding: **\$125k**
- **Planned FY14 DOE**
Funding: **\$80k**
- **Total project value:**
\$400k
- **Cost share percentage:**
0%

Barriers

- **Limited access and availability of safety data and information**
- **Limited availability of hardware training**

Partners

- **Detailed class peer review in collaboration with **Hydrogen Safety Panel** and **Lab Safety Managers****

* Project continuation and direction determined annually by DOE



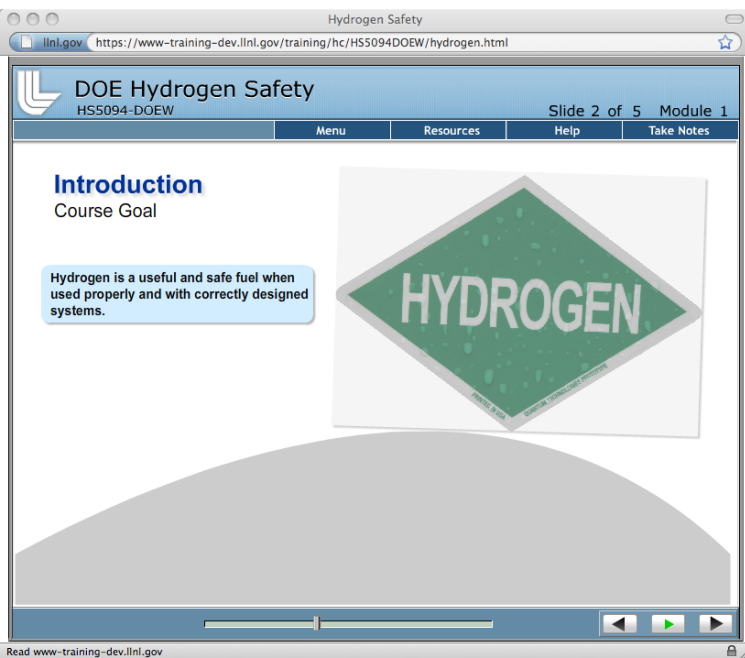
Relevance: Appropriate H₂ safety training is key to avoiding accidents



- *214 listings on H₂ incidents web page*
- ***Overall Objective*** – Develop H₂ safety training program for laboratory researchers and technical personnel
- ***Objective this Period*** – Develop classroom materials for hands-on training course which includes comprehensive instruction on components, system design, assembly, and leak testing



Approach: Use LLNL pressure system expertise to develop a H₂ training program contributing to reduced risk of accidents



- **Web-based class** (4 hours) developed for laboratory researchers handling hydrogen (completed)
- **Hands-on safety class** (3 days) developed for technical personnel in charge of designing, assembling, and testing H₂ systems
 - **FY14 Milestone – Complete classroom materials**




Approach: Develop a peer reviewed web-based hydrogen safety class for researchers

- Completed
- Class duration is approximately 4 hours
- Six modules:
 - Introduction
 - Hydrogen properties
 - Pressure safety
 - Cryogenic safety
 - Emergency response
 - Codes and standards
- End of module quizzes (passing grade 85%)
- Web address: www.h2labsafety.org

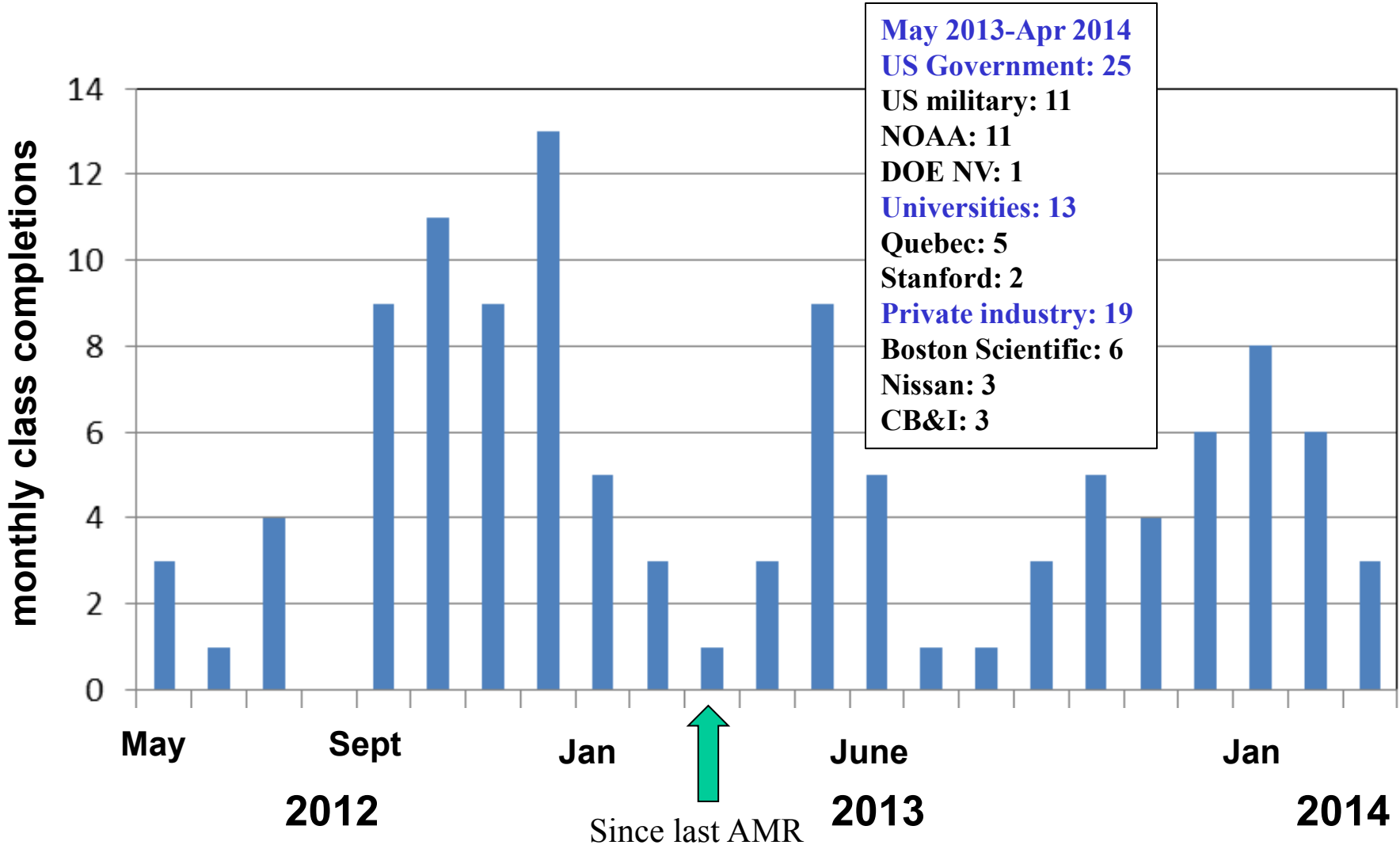


Approach - Develop a 3-day hands-on hydrogen safety class

- Day 1 – Pressure Hardware Classroom Instruction
- Day 2 – Assemble Pressure System
- Day 3 – Test and Operate Pressure System



Accomplishment - Web-based class has registered 300+ completions and is regular training for various organizations




Accomplishment - We developed many cutaway training aids for classroom instruction



Assembly Board




Gas Cylinders



Regulators



Gauges



Relief Devices



Fittings



Accomplishments: Completed several sessions of class materials for first day of hands-on instruction

Session 1

- 1. Concepts**
- 2. Hazards**
- 3. Personal Protective Equipment (PPE)**

Session 2

- 1. Gas Cylinders**
- 2. CGA Fittings**
- 3. Supply Manifolds**
- 4. Flash Arrestors**

Session 3 - Completed

- 1. Pressure Reducing Regulators**

Session 4

- 1. Gauges/Pressure Transducers**
- 2. Relief Devices**
- 3. Valves**

Session 5 - Completed

- 1. Fittings – VCR, Bite, NPT, VCO, DIN**
- 2. Tubing and Piping**



Regulator Training for Hydrogen Safety Class

12/2/2014

Salvador Aceves, Gregg Holtmeier, Vern Switzer

 Lawrence Livermore
National Laboratory



This work was performed under the auspices of the U.S. Department of Energy by Lawrence Livermore National Laboratory under Contract DE-AC52-07NA27344. Lawrence Livermore National Security, LLC

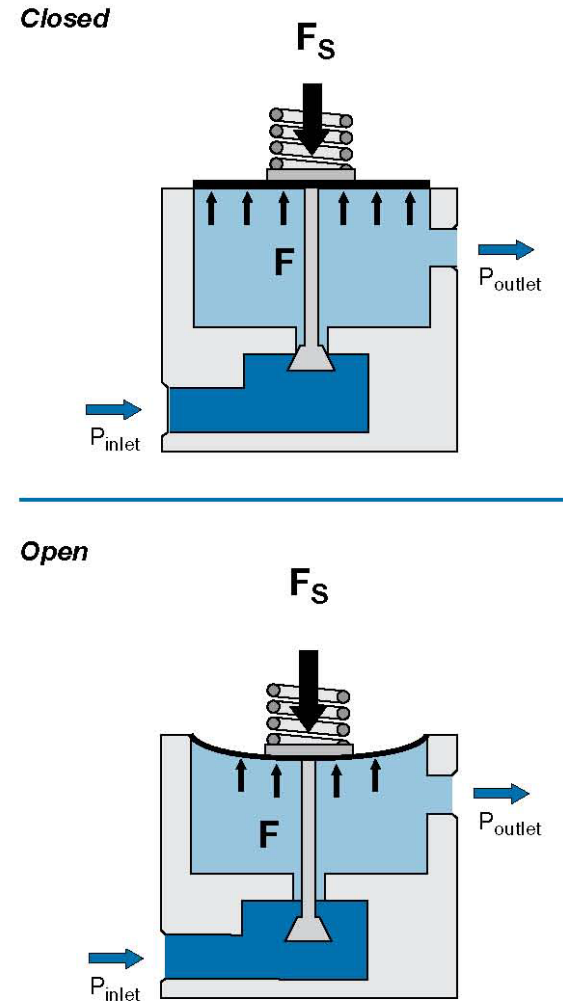
Regulator Training Agenda

- Operating Principals
- Regulator Types
 - Spring Loaded
 - Dome Loaded
- Loading Mechanisms
- Definitions



Pressure Reducing Regulator Function

- Reduce inlet pressure and keep outlet pressure constant while inlet pressure and flow vary

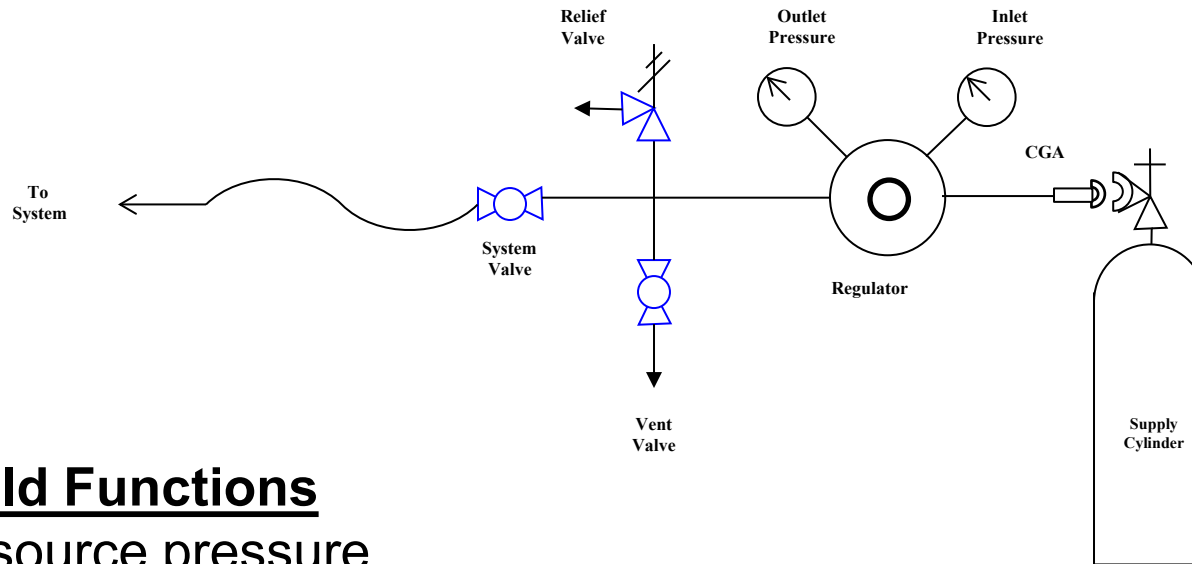


Common Regulator Types

- Spring Loaded
 - Single Stage
 - Two Stage
- Dome Loaded



Safety Manifold Components



Manifold Functions

1. Reduce source pressure
2. Protect system with PRV
3. Isolate system from source
4. Vent system and manifold



Pressure Fittings Training for Hydrogen Safety Class

1/29/2014

Salvador Aceves, Gregg Holtmeier, Vern Switzer

 Lawrence Livermore
National Laboratory



This work was performed under the auspices of the U.S. Department of Energy by Lawrence Livermore National Laboratory under Contract DE-AC52-07NA27344. Lawrence Livermore National Security, LLC

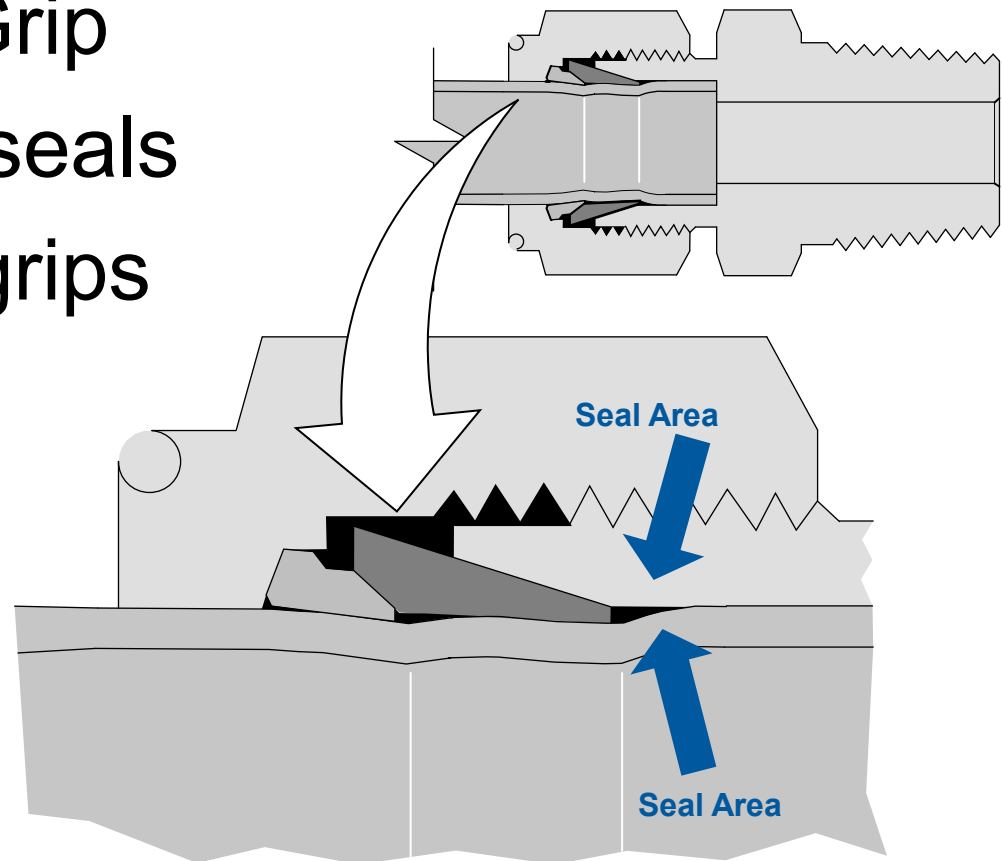
Pressure Fittings Training Agenda

- Tube Fittings
- Tapered Pipe Thread
- VCR
- VCO
- DIN



Tube Fittings

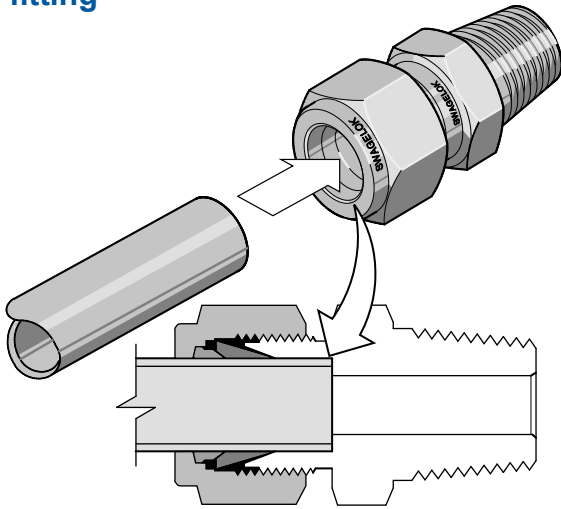
- Two Ferrule
- Mechanical Grip
- Front ferrule seals
- Rear ferrule grips



Installation Procedures

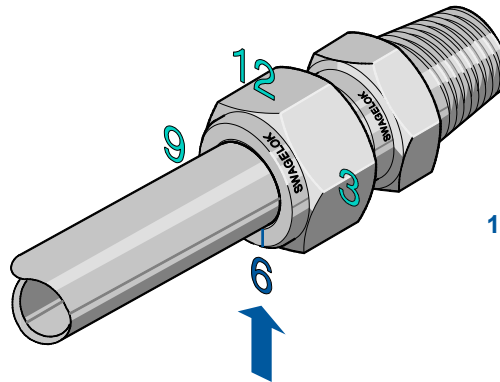
- Tube fittings are installed in four steps

1. Insert the tubing into the tube fitting

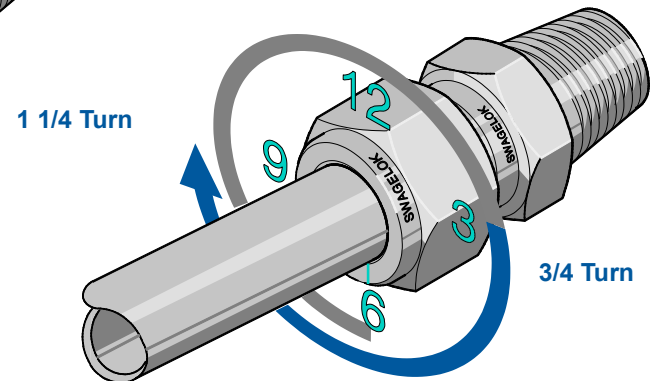


2. Make sure that the tubing rests firmly on the shoulder of the fitting body and that the nut is finger-tight.

3. Scribe the nut at the 6 o'clock position



4. Hold the fitting body steady and tighten the nut 1 1/4 turns (0.25-1.0" tube)



$\frac{3}{4}$ turn for 1/8 inch or less tube




Tapered Pipe Thread Fittings

- NPT – National Pipe Thread Taper
- Seal made by thread interference
- Needs thread sealant
- Not used for vacuum service
- Typically Brass, Carbon Steel or SS materials
- Temperature rating is based upon material and sealant (Carbon Steel = 190 °C)




VCR Fittings

- VCR – Vacuum Coupling Rad-Lab
- High purity metal to metal seal
- Metal gasket is compressed by 2 beads
- Vacuum, pressure, and high temp. service
- 0.25 inch (#4) fittings typically rated >5000 psi
- Female threads are silver plated to prevent galling
- Test ports for leak checking, no virtual leak zones
- Minimal axial clearance needed for assembly



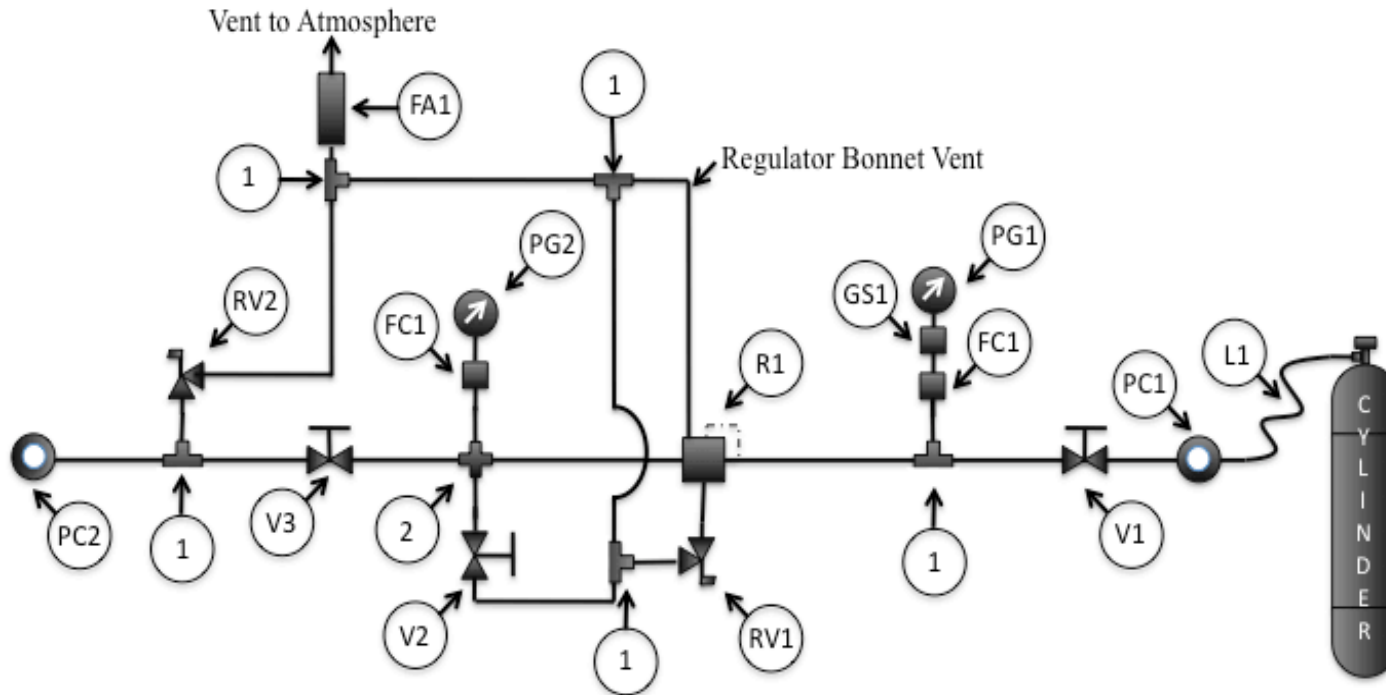
VCO Fittings

- VCO – Vacuum Coupling O-ring
- Uses captive o-ring with face seal
- Vacuum, pressure, and high temp. service
- 0.25 inch (#4) fittings typically rated >5000 psi
- Temperature ratings up to 287 °C, depending on o-ring material
- Female threads are silver plated to prevent galling
- Test ports for leak checking
- No axial clearance needed for assembly



Second Day: Assemble Pressure System




Accomplishment – Assembly procedure has been completed and exercised




Mechanical Engineering Safety Note
Hands-on Hydrogen Safety Class Training Pressure Panel
MESN11-500018-AA



Second day: Planning, layout, component installation, tube cutting and bending, assembly, and leak testing



Third Day: Data acquisition setup, pressure testing in test cell, and system operation. Progress - These facilities are available at LLNL.



Responses to 2011 AMR reviewers' comments

- *Do students have to come to LLNL for the three-day course? It would be more useful to have it tailored specifically to their own laboratory. Agree. Class can be taught offsite provided that the host institution is equipped with appropriate facilities (classroom, shop, pressure containment)*
- *The web-based course may need to be a multi-pronged approach providing introductory modules and more advanced modules for laboratory personnel who have associate or college degrees. Agree. There is much potential for future customization, and we look forward to continued improvements that will make the class most useful to the broadest group of users*
- *In the testing module, I understand that if you misnumber one item you fail the test. It may be helpful to offer immediate feedback on the questions in the test. We believe it has learning value to redo the answers from the start, but are open to further discussion and modification if this appears most appropriate*
- *The hands-on course should be thoroughly peer reviewed by the Hydrogen Safety Panel and other subject matter experts prior to offering it to prospective students. Agree. This is the current plan. We look forward to working with the experts*
- *I would collaborate in the future with NASA technology managers and see if they can use it to train contractors. Agree. Thank you for this excellent suggestion*



Collaborations

- **Hydrogen Safety Panel and Laboratory Safety Managers**
 - **Extensive peer review of web based class**
 - **Two rounds of reviews with 40 pages of comments**



Remaining Challenges and Barriers

- **Continuously update the technical and teaching aspects of training materials for web and hands-on courses to address fast moving and changing technologies**
- **Lack of resources to increase target audience by informing the hydrogen community of the availability of this training program**



Future work: Update web-based class and complete hands-on class

- ***Maintain and continuously update web-based class***
 - ***Keep up with changing technologies***
 - **Incorporate comments and suggestions into the class**
- ***Complete preparation of hands-on class*** by finalizing classroom instruction materials
- ***Peer review hands-on class*** by inviting members of DOE's safety panel and other H₂ safety experts to review class materials, class activities, facilities, and teaching approach
- ***Teach hands-on class.*** We envision 3-day sessions with up to 6 students. Instruction at other institutions possible if appropriate facilities exist
- **Develop promotional materials** to increase target audience



Summary

- **Relevance** - *We are contributing to safe hydrogen operations* by developing instructional materials for researchers and operators
- **Approach**
 - *Web-based class* addresses the need of laboratory researchers handling hydrogen www.h2labsafety.org
 - *Hands-on class* will present in-depth information for technical personnel tasked with installing and testing hydrogen systems
- **Accomplishments**
 - 300+ Web-based class completions
 - Completed 2 out of 5 sections of classroom materials for hands-on instructions
- **Proposed Future Work**
 - Complete and peer review hands-on class materials

