

**Tailored High Performance Low-PGM Alloy
Cathode Catalysts**

PIs: Vojislav R. Stamenkovic
Nenad M. Markovic

Materials Science Division

Argonne National Laboratory

Project ID#
FC140

This presentation does not contain any proprietary, confidential, or otherwise restricted information

Overview

Timeline

- Project start: 10/2015
- Project end: 10/2018

Budget

- Total Project funding \$ 3.6M
- Funding for FY16: \$ 1.2M

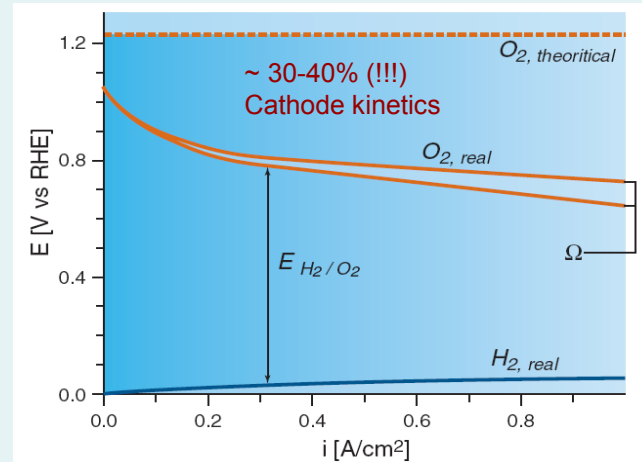
Partners:

- Argonne National Laboratory – MERF - CSE – Greg Krumdick, Debbie Myers
- Lawrence Berkeley National Laboratory – Peidong Yang
- Los Alamos National Laboratory – Rod Borup, Plamen Atanassov (UNM)
- Oak Ridge National Laboratory – Karren More

Project Lead:

- Argonne National Laboratory - MSD – V.Stamenkovic / N.Markovic

Barriers to be addressed



- 1) **Durability** of fuel cell stack (<40% activity loss)
- 2) **Cost** (total loading of PGM $0.125 \text{ mg}_{\text{PGM}} / \text{cm}^2$)
- 3) **Performance** (mass activity @ 0.9V $0.44 \text{ A/mg}_{\text{Pt}}$)

Relevance

Objectives The main focus of ongoing DOE Hydrogen & Fuel Cell Program is development of highly-efficient and durable Pt-Alloy *catalysts* for the ORR *with low-Pt content*

Table 3.4.13 Technical Targets: Electrocatalysts for Transportation Applications^h

Characteristic	Units	2011 Status	2020 Targets
Platinum group metal total content (both electrodes) ^a	g / kW (rated)	0.19 ^b	0.125
Platinum group metal (pgm) total loading ^a	mg PGM / cm ² electrode area	0.15 ^b	0.125
Loss in initial catalytic activity ^c	% mass activity loss	48 ^b	<40
Electro catalyst support stability ^d	% mass activity loss	<10 ^b	<10
Mass activity ^e	A / mg Pt @ 900 mV _{IR-free}	0.24 ^b	0.44
Non-Pt catalyst activity per volume of supported catalyst ^{e,f}	A / cm ³ @ 800 mV _{IR-free}	60 (measured at 0.8 V) ^g 165 (extrapolated from >0.85 V) ^g	300

Source: Fuel Cell Technologies Office Multi-Year Research, Development, and Demonstration Plan

Relevance

Objectives The main focus of ongoing DOE Hydrogen & Fuel Cell Program is development of highly-efficient and durable Pt-Alloy *catalysts* for the ORR *with low-Pt content*


Table 3.4.13 Technical Targets: Electrocatalysts for Transportation Applications^h

Characteristic	Units	2011 Status	2020 Targets
Platinum group metal total content (both electrodes) ^a	g / kW (rated)	0.19 ^b	0.125
Platinum group metal (pgm) total loading ^a	mg PGM / cm ² electrode area	0.15 ^b	0.125
Loss in initial catalytic activity ^c	% mass activity loss	48 ^b	<40
Electro catalyst support stability ^d	% mass activity loss	<10 ^b	<10
Mass activity ^e	A / mg Pt @ 900 mV _{iR-free}	0.24 ^b	0.44
Non-Pt catalyst activity per volume of supported catalyst ^{e, f}	A / cm ³ @ 800 mV _{iR-free}	60 (measured at 0.8 V) ^g 165 (extrapolated from >0.85 V) ^g	300

Source: Fuel Cell Technologies Office Multi-Year Research, Development, and Demonstration Plan

ANL Technical Targets

- Total PGM loading
2020 DOE target 0.125 mg_{PGM}/cm²
- Loss in initial mass activity
2020 DOE target <40%
- Mass activity @ 0.9V_{iR-free}
2020 DOE target 0.44 A/mg_{Pt}



Approach

Materials-by-design approach - to design, characterize, understand, synthesize/fabricate, test and develop tailored high performance low platinum-alloy nanoscale catalysts

Project Lead

Inter Lab Collaborators

LBNL \$100K Catalyst Synthesis

ORNL \$50K Electron Microscopy

LANL \$150K 50cm² MEA testing

LANL Advanced supports

ANL/LBNL \$200K Support of Scaling-Up

ANL

PEMFC Cathode Catalysts Development


well-defined systems, fundamental principles, chemical and thin film synthesis, structural and RDE & MEA characterizations

Task

- 1^o well-defined bulk and thin film surfaces of PtMN:
 - single crystalline and polycrystalline systems
 - structure/composition vs. activity/durability (UHV, PVD, STM vs. RDE, STM, ICP/MS)
- 2^o synthesis of nano-, meso- and thinfilm- PtMN catalysts:
 - shape/size/composition control
 - intermetallics; core/interlayer/shell; thin-film systems (colloidal chemical synthesis, PVD, HRTEM/STEM)
- 3^o electrochemical characterization of catalysts:
 - optimization: ionomer/carbon/propanol/catalyst ink
 - temperature effect; Ionic Liquid evaluation
 - activity/durability in RDE vs. 5-50cm²/MEA; HRTEM
- 4^o fine tuning of performance through catalyst-support:
 - Carbon based materials
- 5^o scaling-up of the most promising catalysts:
 - gram scale single batches

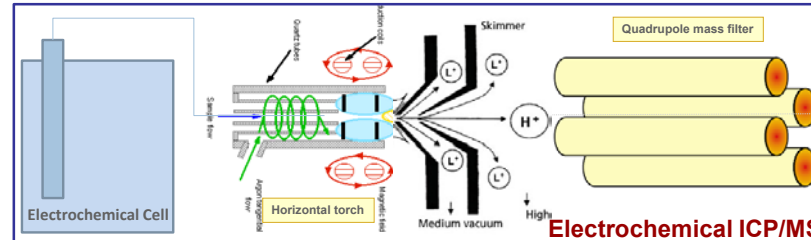


LEIS, AR-XPS, AES, UPS, LEED, STM



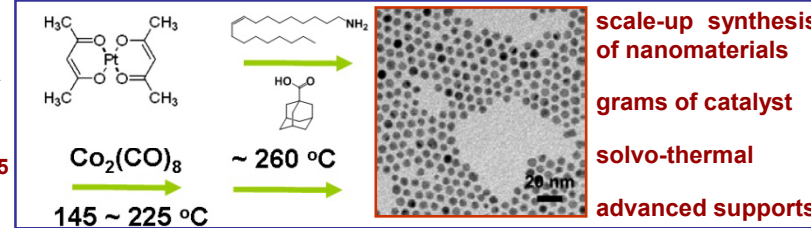
Magnetron Sputtering

TASK 1



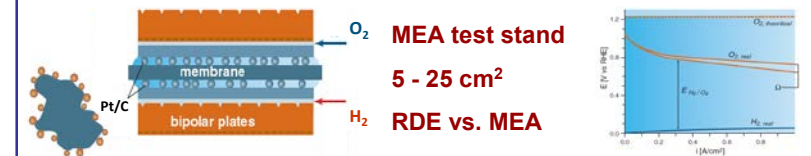
Electrochemical ICP/MS

TASK 2&5



scale-up synthesis of nanomaterials
grams of catalyst
solvo-thermal
advanced supports

TASK 3

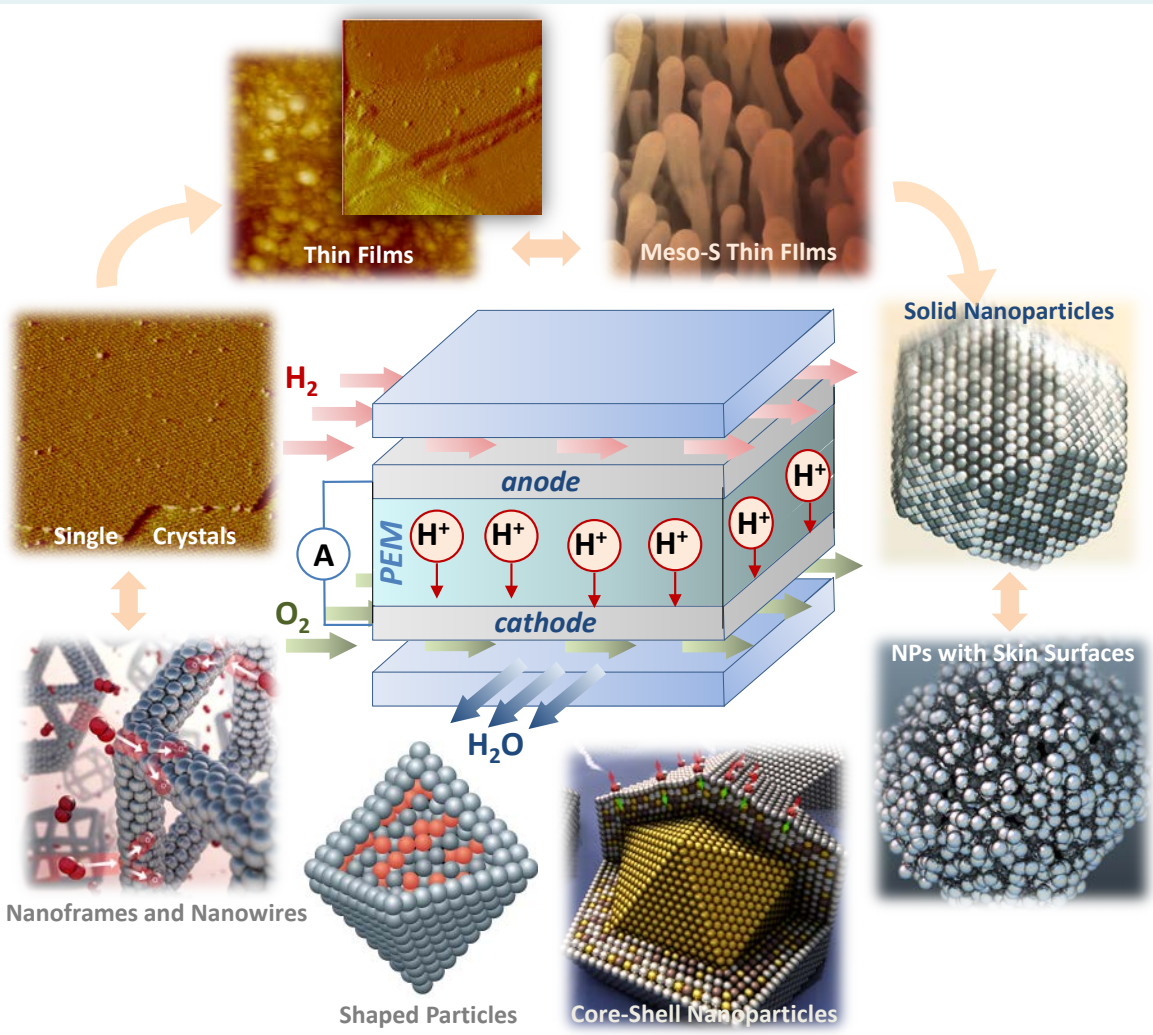


MEA test stand
5 - 25 cm²
RDE vs. MEA

- Rational synthesis based on well-defined systems
- Addition of the elements that hinder Pt dissolution

- Activity boost by lower surface coverage of spectators
- Prevent loss of TM atoms without activity decrease

Approach



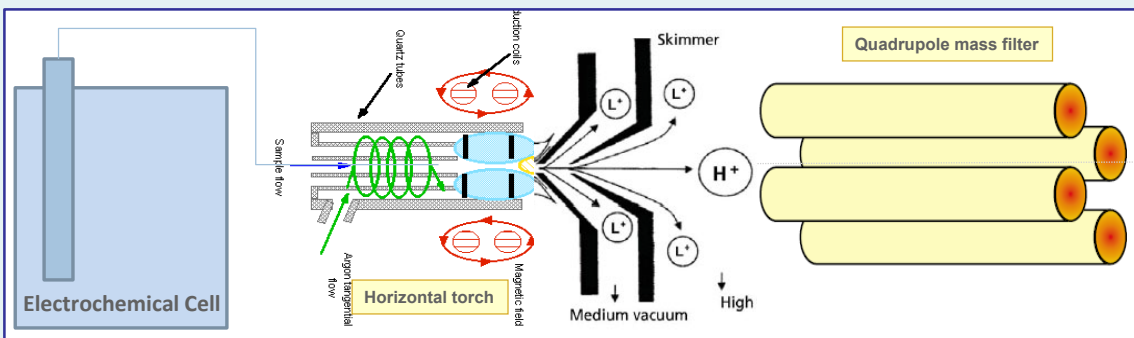
Project Management

Table 1	FY16 FY17 FY18			
	Q1 Jan	Q2 Apr	Q3 July	Q4 Oct
Active Task				
T1 WDS	↕	↕	↕	↕
T2 SYN	↕	↕	↕	↕
T3 ECC	↕	↕	↕	↕
T4 SUP	↕	↕	↕	↕
T5 SCA	↕	↕	↕	↕

- Task 1 - Well-Defined Systems (WDS)
- Task 2 - Synthesis of Materials (SYN)
- Task 3 - Electrochemical Characterization (ECC)
- Task 4 - Novel Support/Catalyst (SUP)
- Task 5 - Scaling Up of Materials (SCA)

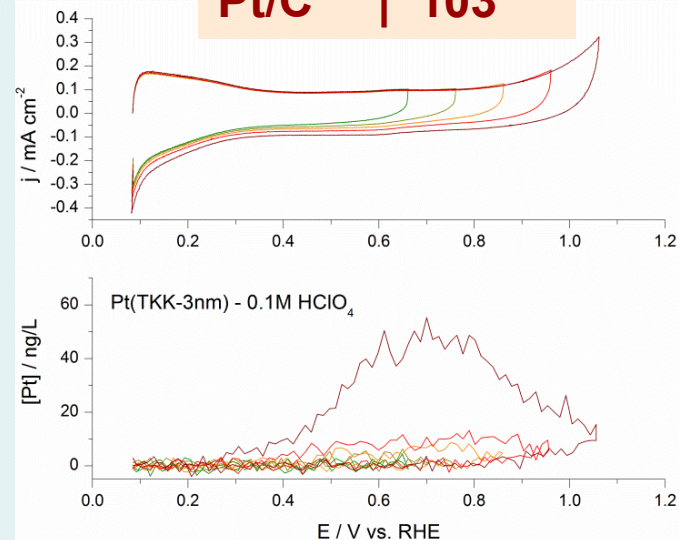
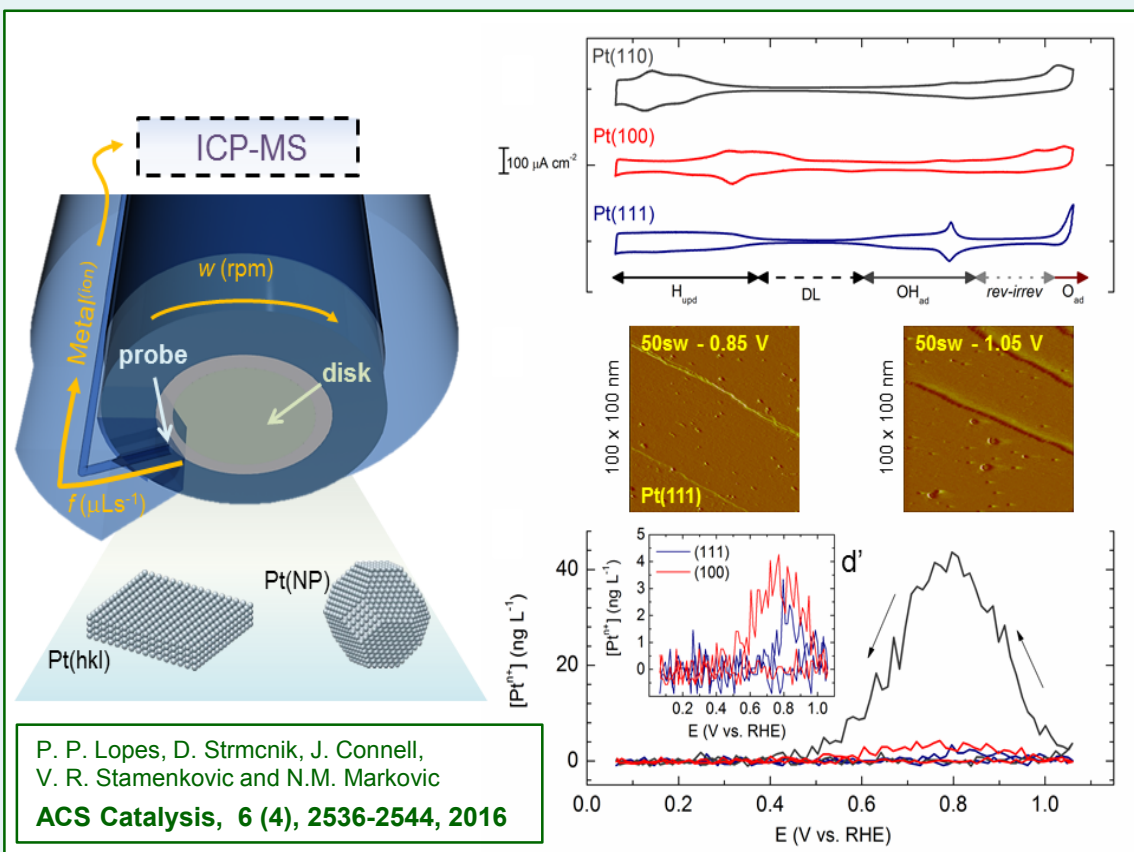
- From fundamentals to real-world materials
- Simultaneous effort in five Tasks
- Go-No Go evaluation
- Progress measures are quarterly evaluated

1^o Accomplishments and Progress: *In-Situ* EC-ICP-MS Pt(hkl)-Surfaces vs. Pt/C




Total Pt loss over one potential cycle up to 1.05 V for distinct Pt surface morphologies, indicating the stability trend follows the coordination number of the surface sites

Pt Surface	Dissolved Pt per cycle [μML]
Pt(111)	2
Pt(100)	7
Pt(110)	83
Pt-poly	36
Pt/C	103*




P. P. Lopes, D. Strmcnik, J. Connell, V. R. Stamenkovic and N.M. Markovic
ACS Catalysis, 6 (4), 2536-2544, 2016

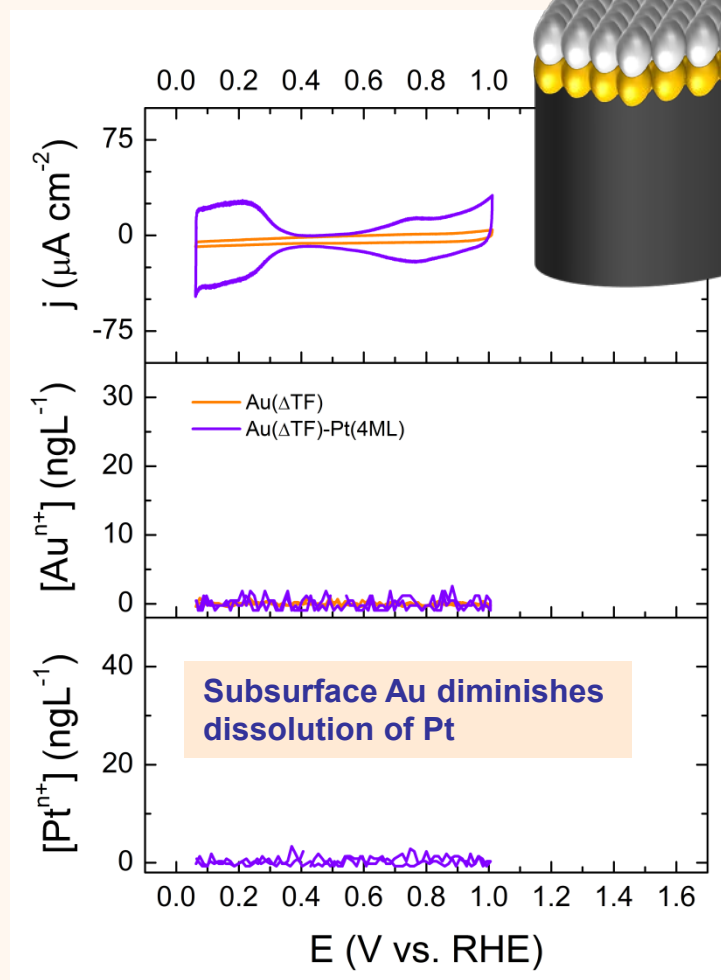
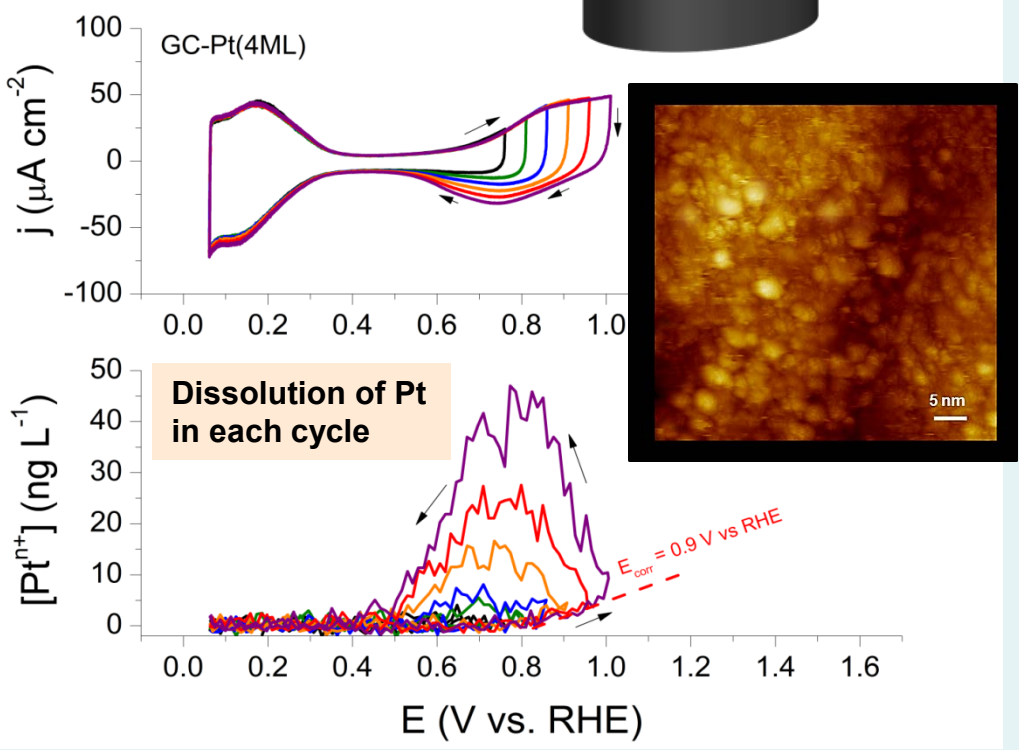
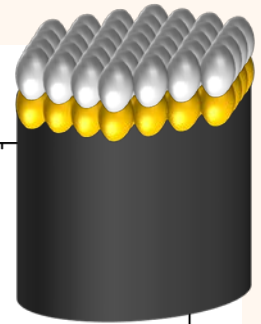
1^o Accomplishments and Progress: *In-Situ* EC-ICP-MS Pt-Surface/Au Subsurface



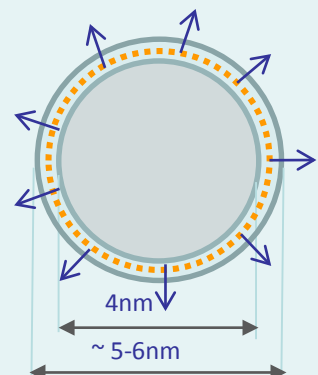


GC-Pt(4ML)



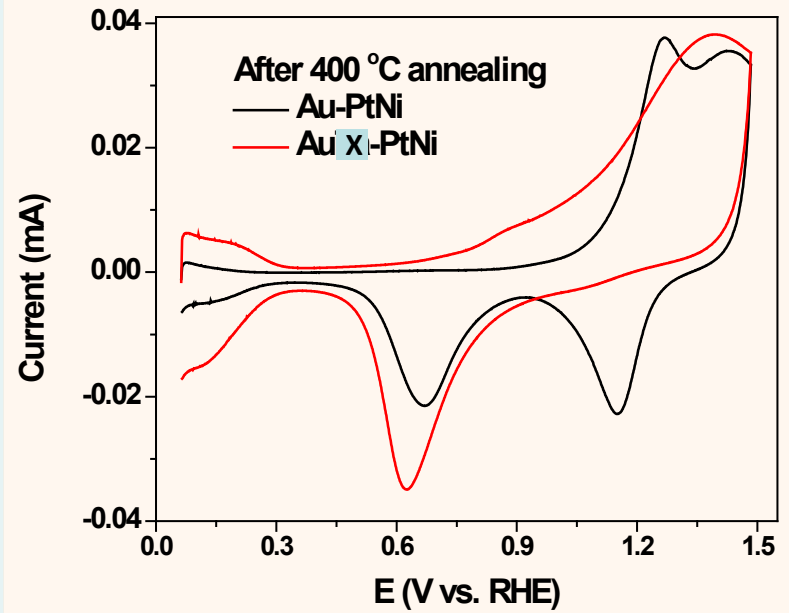



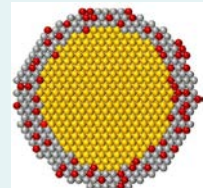
GC-Au-Pt(4ML)



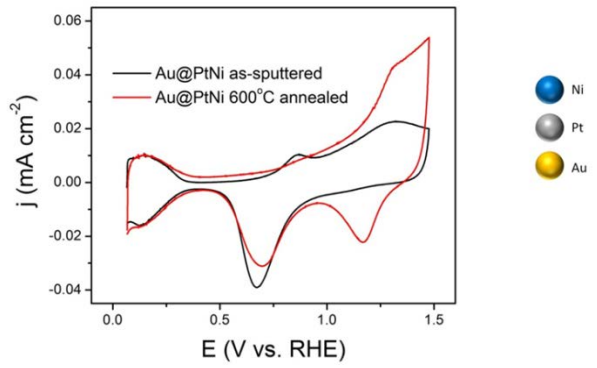
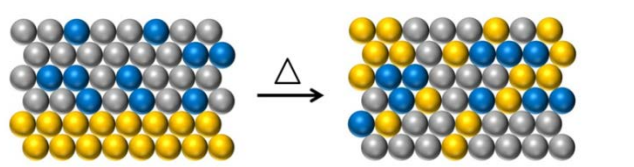

2^o Accomplishments and Progress: Catalysts Structures with Subsurface Au



Subsurface Au does not alter catalytic properties of NPs

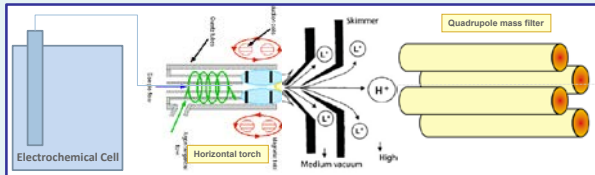


Addition of element in the core prevents segregation of Au over Pt after annealing
Annealing induces formation of Pt-Skin structure
Au remains in the subsurface



Existence of Au surface atoms lowers the number of Pt active sites for adsorption of O₂

2^o Accomplishments and Progress: Catalysts Structures with Subsurface Au



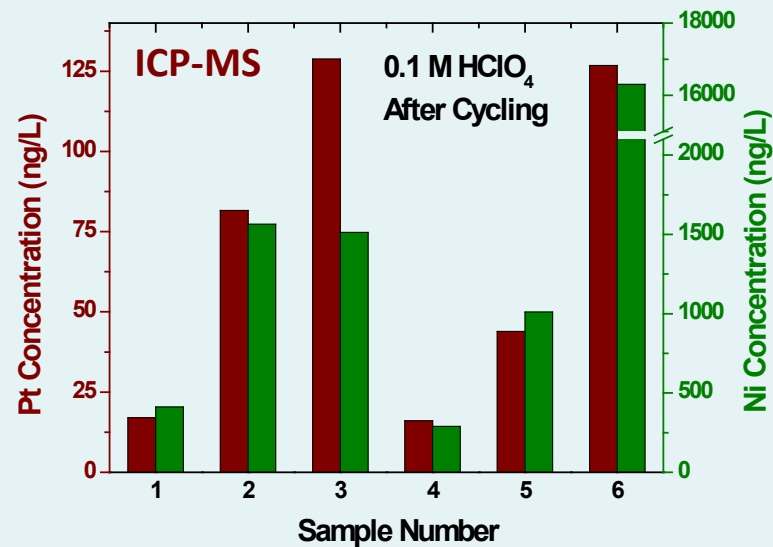
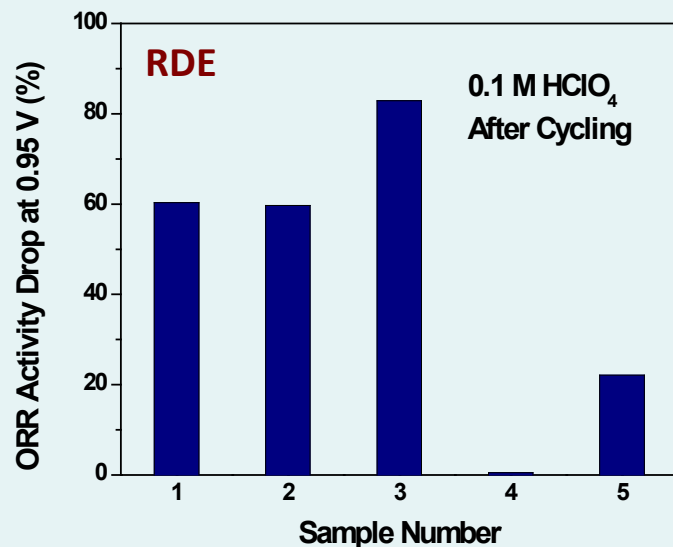
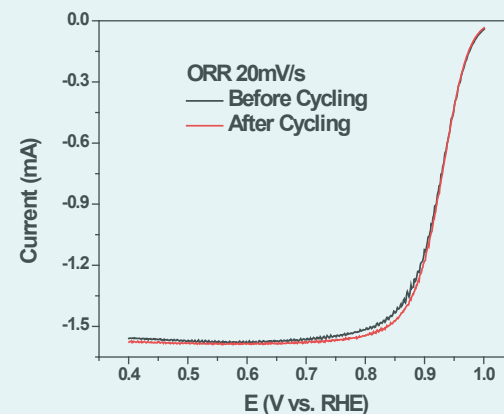
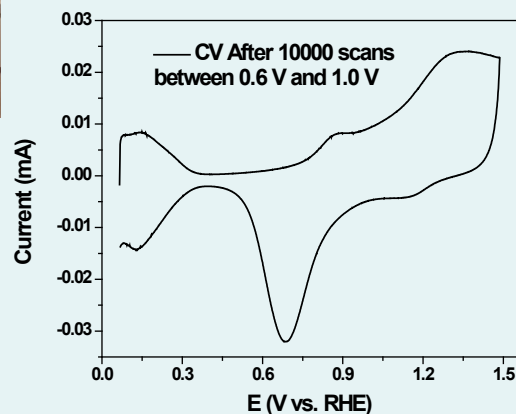
Au-X / NiPt-Skin Thin Film Structures

Fine tuning of activity & durability

Thickness of the PtNi shell

Thickness/composition of Au-X subsurface

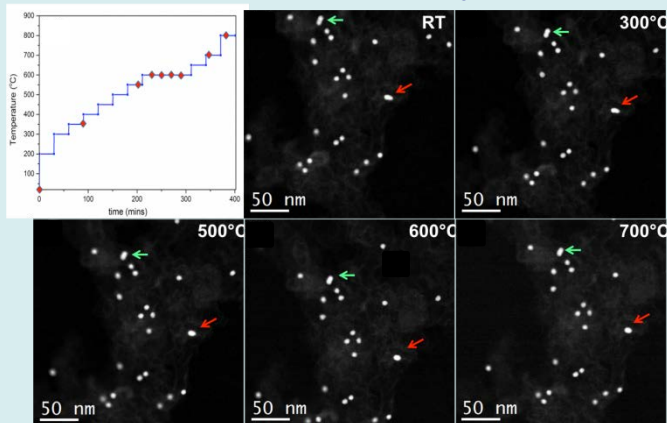
Annealing temperature



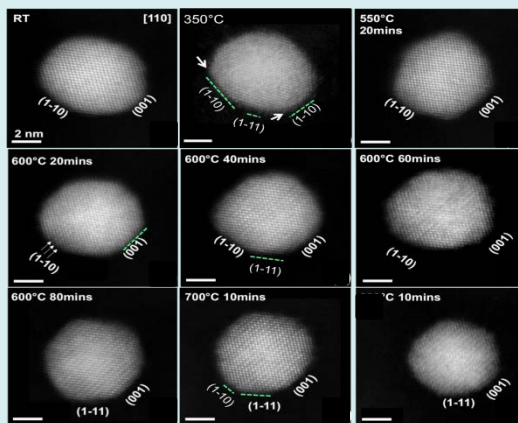
Sample 4 of AuX/NiPt-Skin after 10K cycles to OCP shows the best activity-stability at room temperature
 Input to nanoscale synthesis about the structure/composition of the core-shell catalyst

in collaboration with M. Chi and K.L. More, ORNL


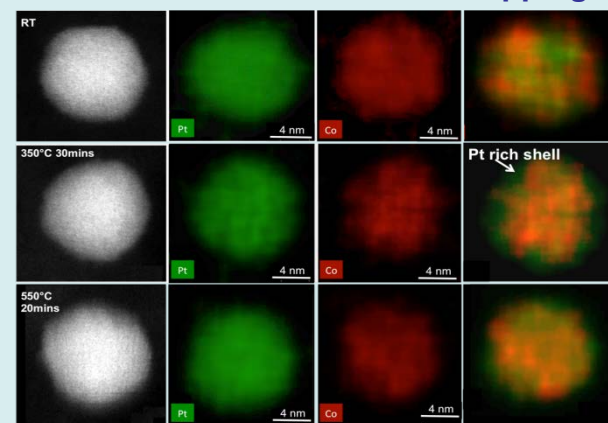
Annealing sequence of Pt₃Co NP



HAADF at different T and t(min)



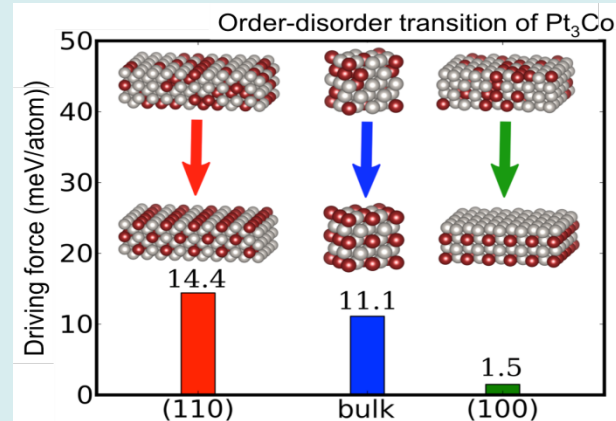
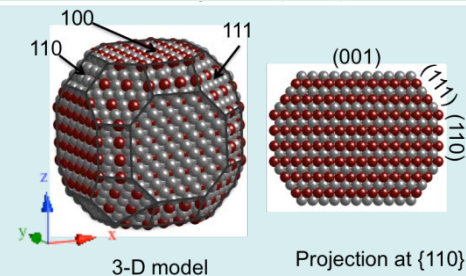
HAADF and EDS elemental mapping



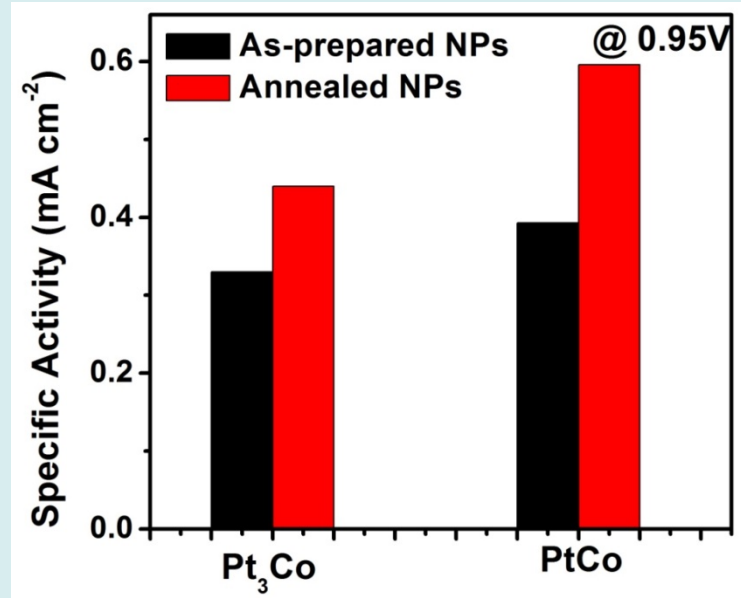
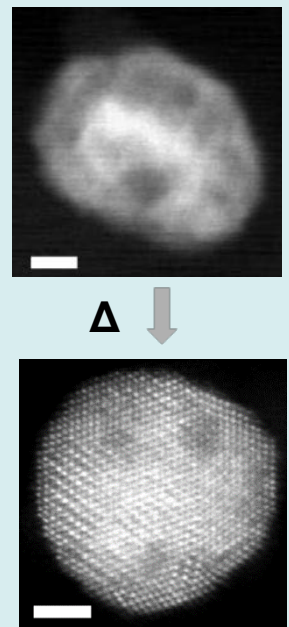
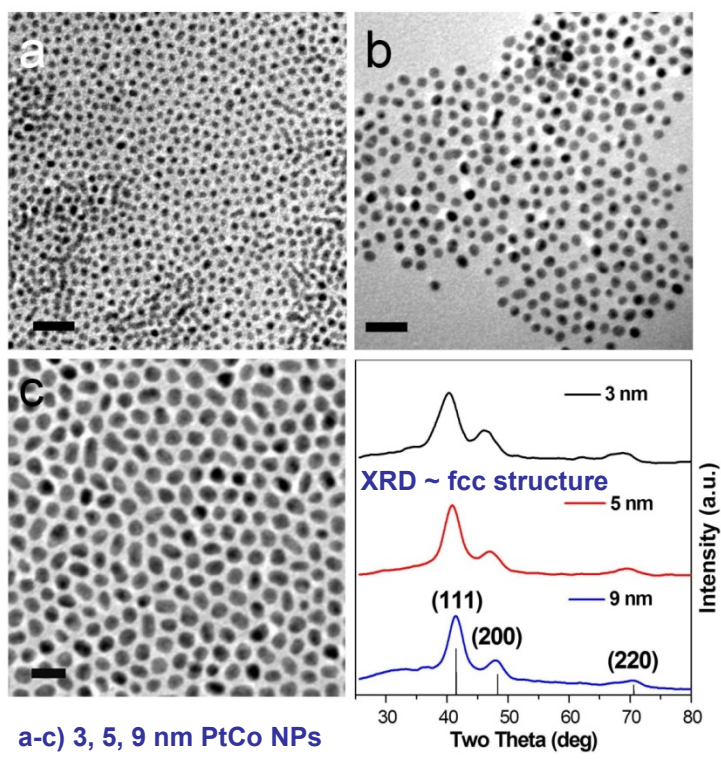
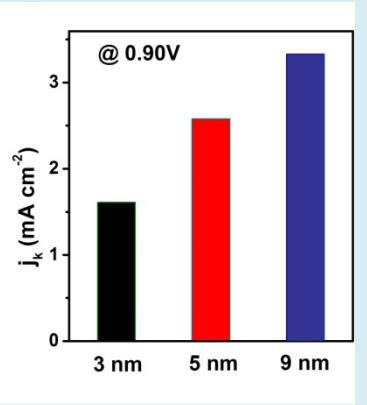
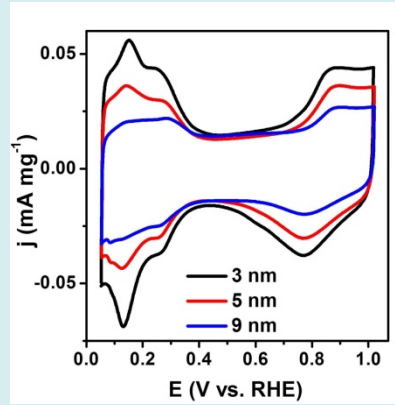
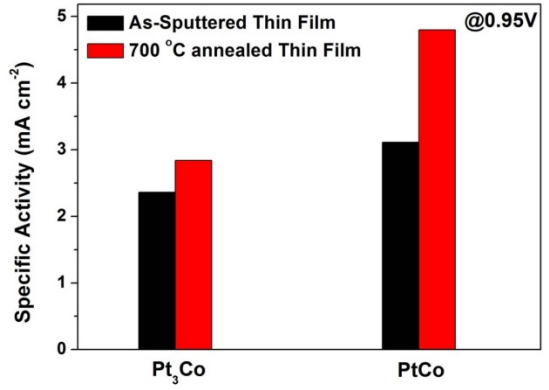
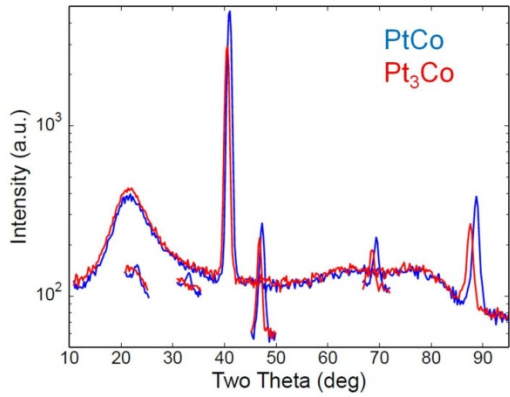
Dynamic of structural and chemical evolution at the atomic scale of Pt₃Co NPs during in-situ annealing
distinct behavior at critical stages:

- {111}, {110}, {100} facets play different roles during the evolution of structure
- formation of a Pt-Skin shell with an alloyed disordered core;
- the nucleation of ordered domains;
- the establishment of an ordered L₁₂ phase followed by pre-melting

M. Chi, C. Wang, Y. Lei, G. Wang, K.L. More, A. Lupini, L.F. Allard, N.M. Markovic, and V.R. Stamenkovic
Nature Communications 6 (2015) No. 8925

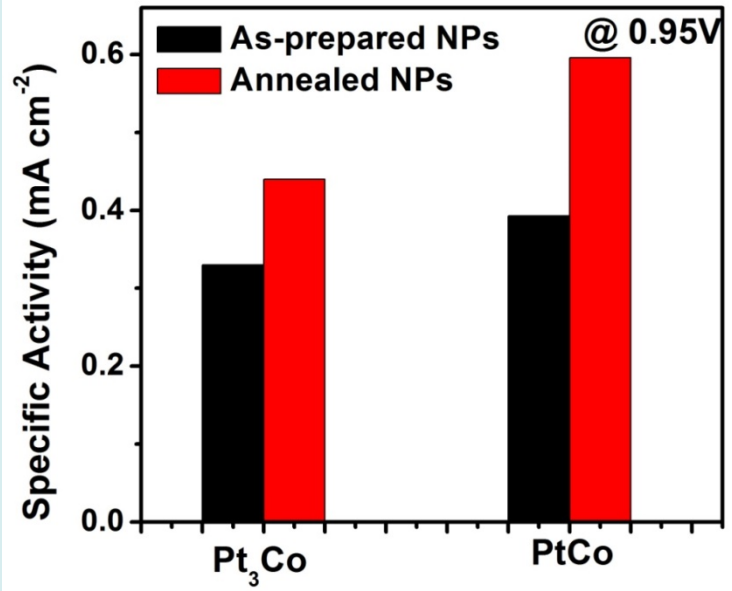

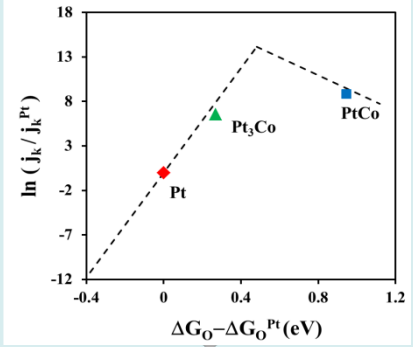
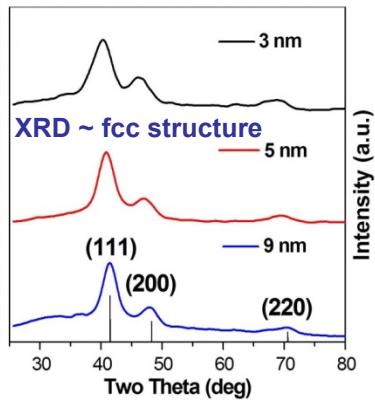

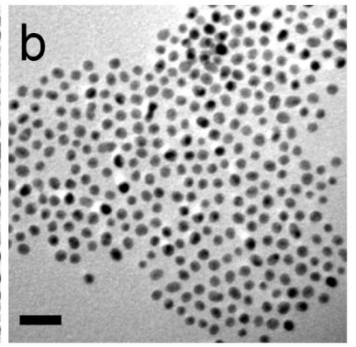
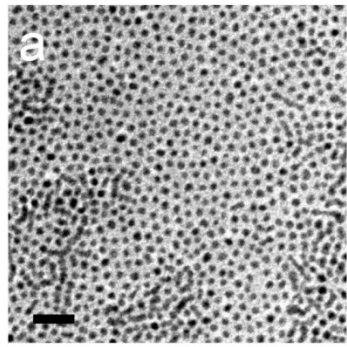
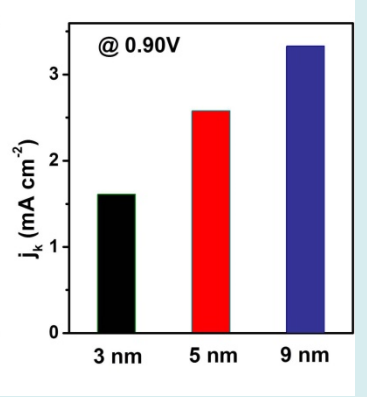
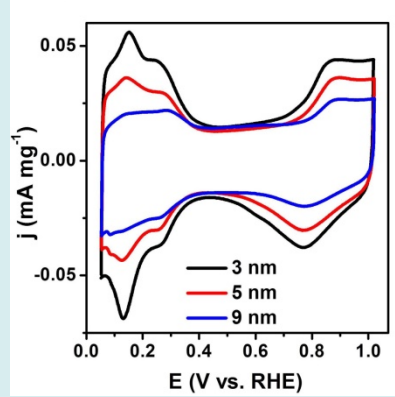
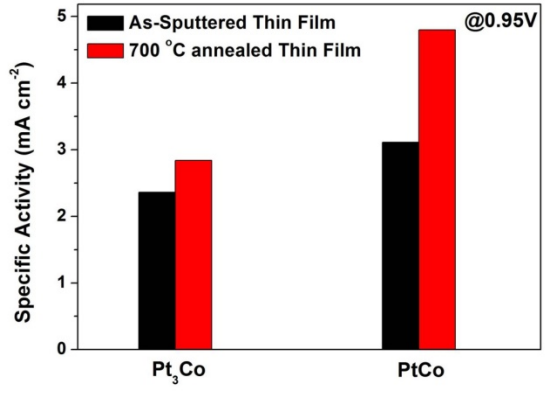
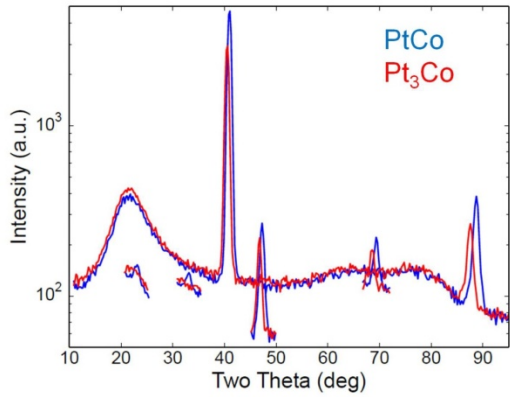


3^o Accomplishments and Progress: PtCo Structures Towards Intermetallics



It is expected that PtCo (L1₀) has even better performance than the intermetallic Pt₃Co (L1₂)* *Nat. Mat.* 12, 81–87 (2013)

3^o Accomplishments and Progress: PtCo Structures Towards Intermetallics

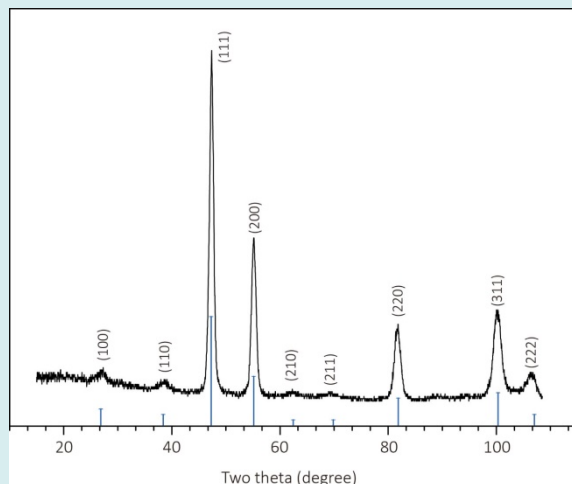
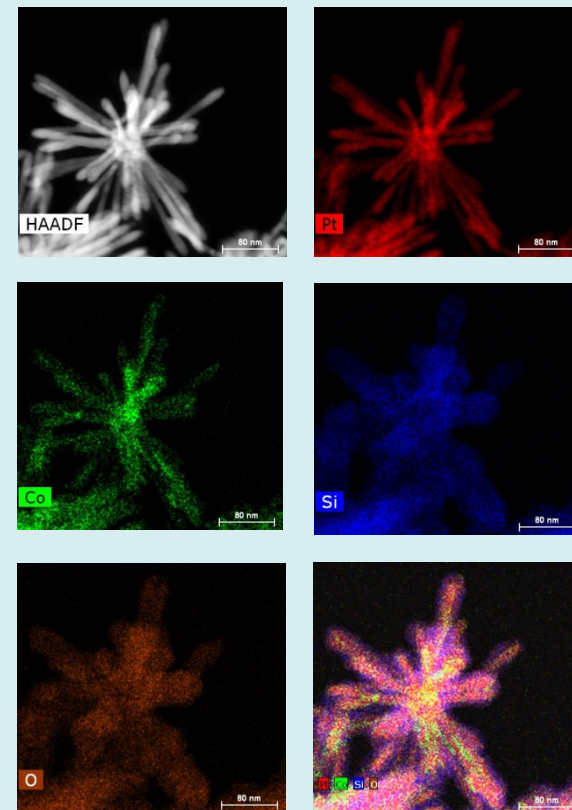



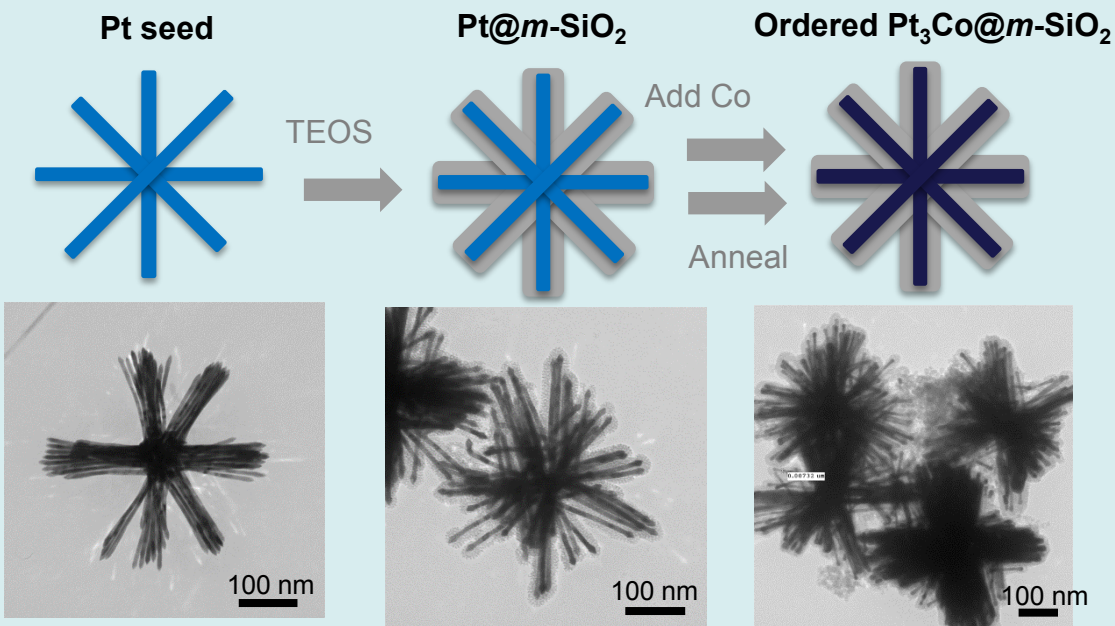


a-c) 3, 5, 9 nm PtCo NPs

It is expected that PtCo ($L1_0$) has even better performance than the intermetallic Pt₃Co ($L1_2$)* *Nat. Mat.* 12, 81–87 (2013)

in collaboration with Peidong Yang, LBNL

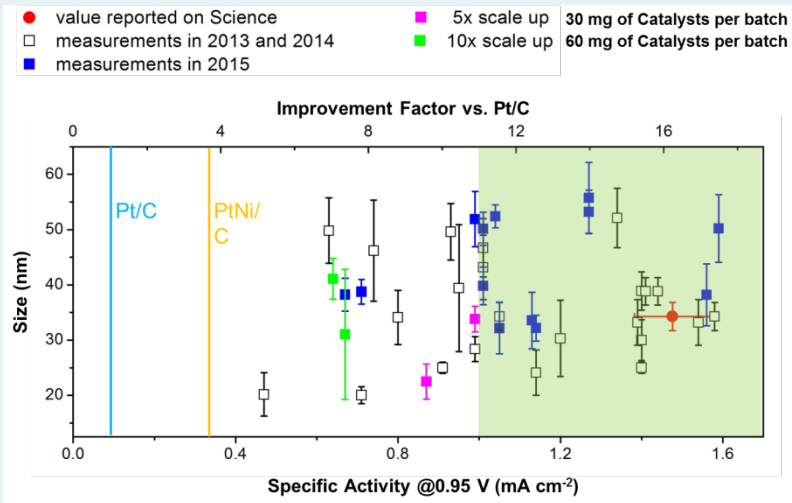

3-D Intermetallic Nanostructures for Enhanced ORR Stability



XRD: Converted to intermetallic Pt₃Co after annealing treatment

- SiO₂ coating allows high T annealing w/o agglomeration**
- High surface to volume ratio**
- 1-D branches protruding from the core**
- Elongated highly crystalline surfaces with Pt-Skin topmost layer**
- Tunable composition and structure, including intermetallics**

in collaboration with Peidong Yang, LBNL



In situ EXAFS:

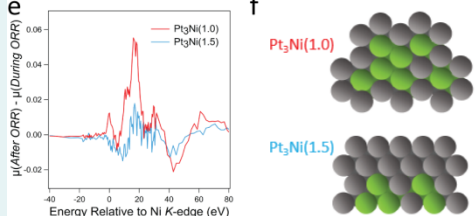
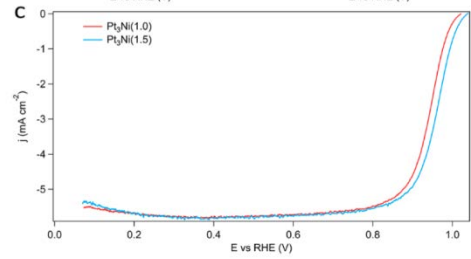
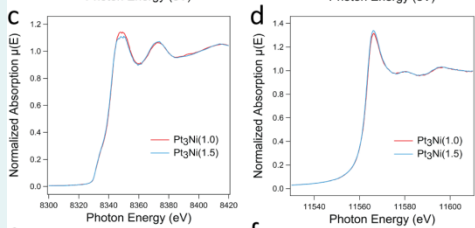
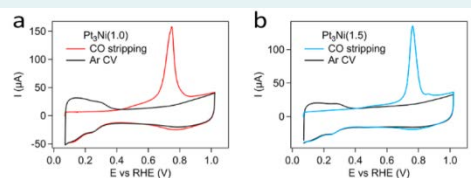
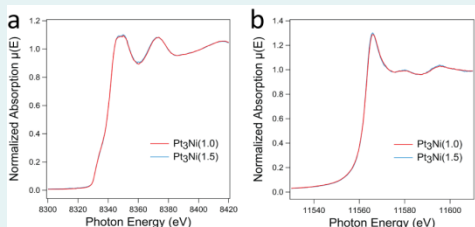
Pt₃Ni(1.0) has a larger extent of alloying vs. Pt₃Ni(1.5), including surface Ni that becomes NiO

Pt₃Ni(1.5) has significant segregation of Pt with smoother morphology and the thickness of at least two atomic layers

Pt₃Ni(1.0) has a thinner, rougher Pt surface caused by insufficient segregation of Pt to the surface

Pt₃Ni(1.5) exhibits extremely high ORR activity due to its significant segregation of Pt, forming of a Pt-skin

The activity of a given nanoframe sample is primarily pre-determined by the level of platinum surface enrichment



Pt₃Ni(1.0) = Q_{CO}/Q_{Hupd} = 1.0
 Pt₃Ni(1.5) = Q_{CO}/Q_{Hupd} = 1.5
 ORR rate: Pt₃Ni(1.0) < Pt₃Ni(1.5)

N. Becknell, Y. Kang, Chen Chen, J. Resasco, N. Kornienko, J. Guo, N.M. Markovic, G.A. Somorjai, V.R. Stamenkovic, P. Yang
JACS 137 (2015) 15817

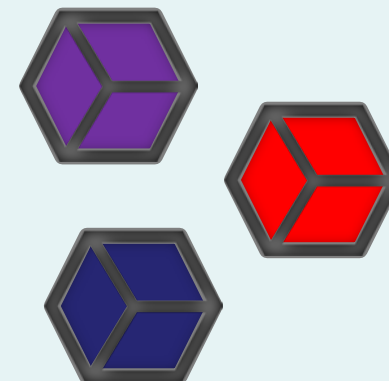
in collaboration with Peidong Yang, LBNL

Ternary Metal Nanoframes

Solid Pt-Ni dodecahedra

Composition tuning to Pt-Ni-Fe, Pt-Ni-Rh, Pt-Ni-Mo etc.




Metal precursors



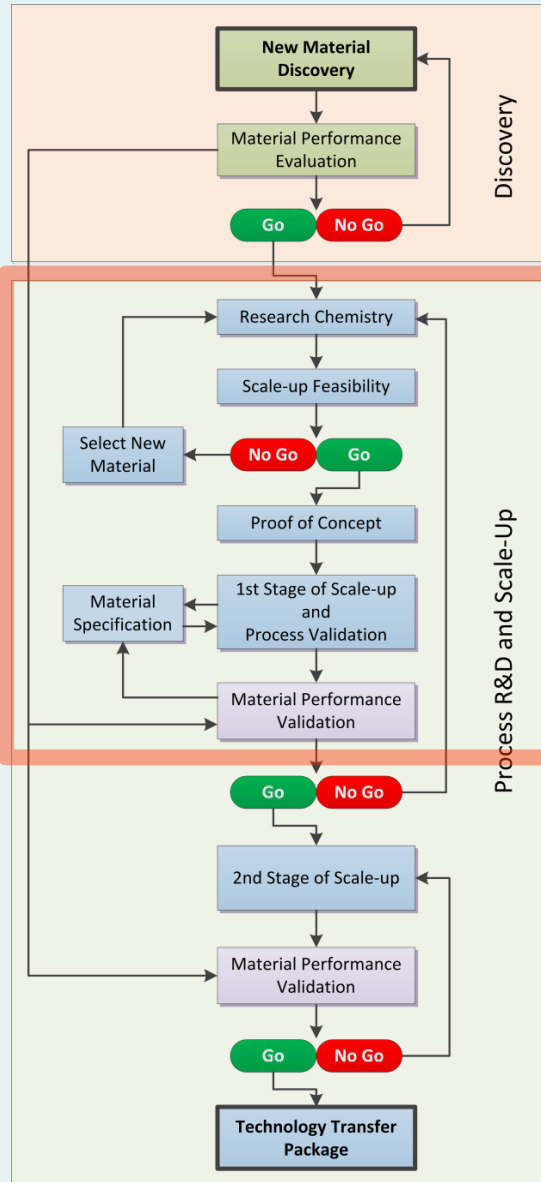
1% Fe

3% Fe

5% Fe



in collaboration with Greg Krumdick, ANL -MERF



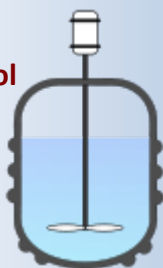
- Argonne’s Material Engineering Research Facility (MERF) was tasked with scaling up the new materials.
- The current process used in the discovery laboratory will be reviewed and scrutinized for scale up utility.
- MERF will conduct process R&D and develop scalable process for producing the material.
- The materials will be validated on each stage of scale up process and performance compared with the original sample.
- Detailed procedures for synthesizing, characterizing, and evaluating will be compiled into Technology Transfer Package.
- The materials will be available for both basic researches and industrial evaluators.

in collaboration with Greg Krumdick, ANL -MERF

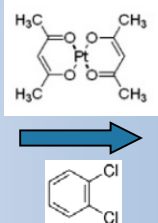
- Initial process R&D will focus on batch NP synthesis.
 - Investigate temperature and rate of addition on NP characteristic.
 - Nucleation rate vs. addition rate.
 - Improve safety of the process.
- Material selected for scale up is multilayered Pt-skin NP (Lab scale—0.1 g catalyst).
- 1st stage of scale up—1 g catalyst.
- 2nd stage of scale up—5 g catalyst.

1. Raise T to 200 °C


Nickel acetate
1,2-Tetradecanediol
Oleic acid
Oleylamine
Diphenyl ether



2. Add Pt source

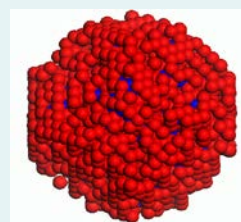


200 °C, 1h



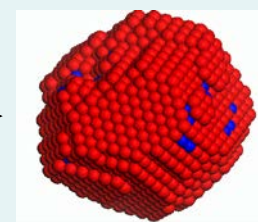
PtNi nanoparticles

Leaching



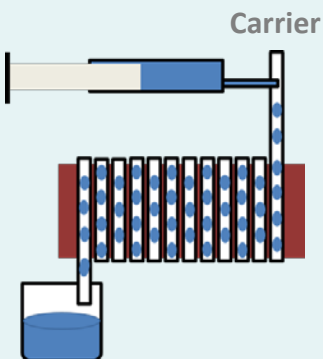
Leached PtNi nanoparticles

Annealing



Multilayered Pt-skin NP

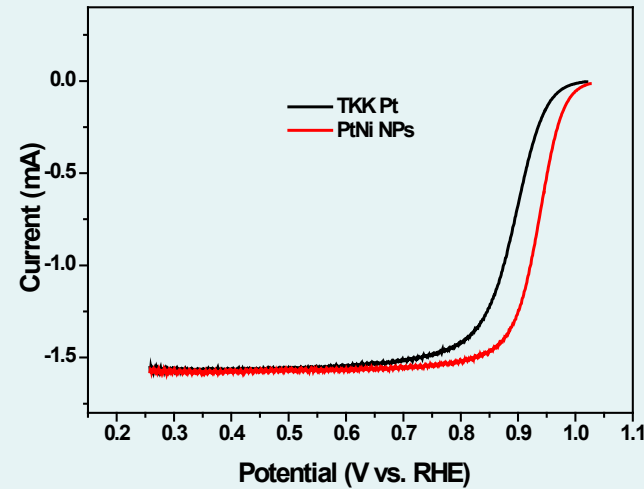
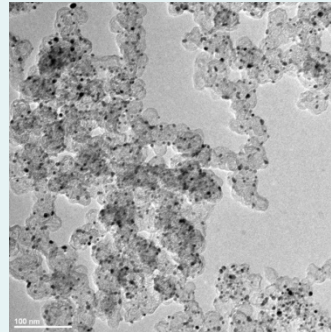
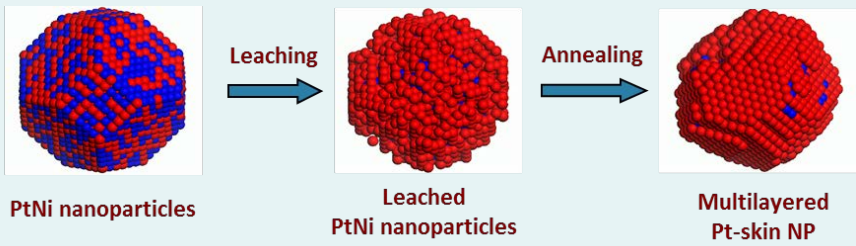
- Future target is to develop continuous process (flow reactor).



- Fast mass and heat transfer.
- Accurate control of reaction temperature and duration.
- Allow rapid optimization of reaction parameters.
- Low usage of reagents in the optimization process.
- Easy scalability by duplicating.
- Capability for online quality monitoring.



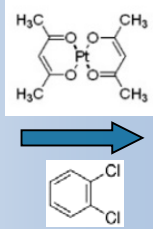
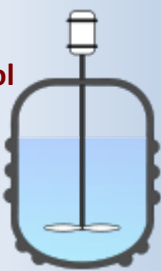
Pt₃Ni Nanoframes/C with Pt-skin surfaces



1. Raise T to 200 °C

- Nickel acetate
- 1,2-Tetradecanediol
- Oleic acid
- Oleylamine
- Diphenyl ether

2. Add Pt source



200 °C, 1h

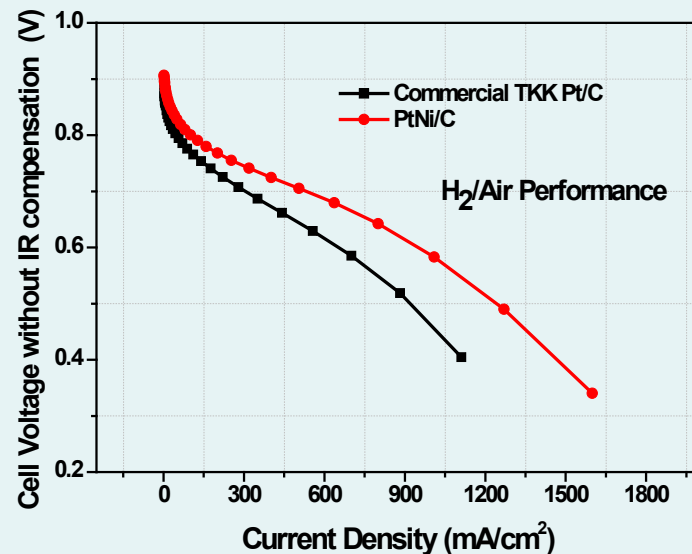
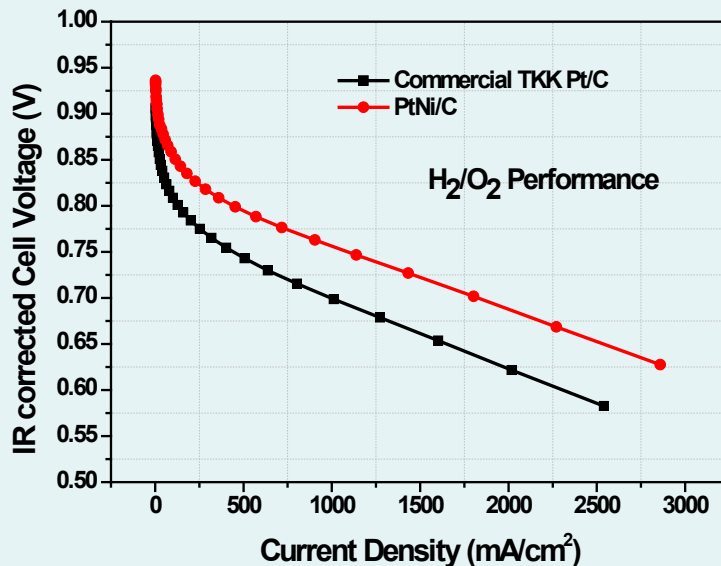


Multiple Batches
200mg each

1 g of catalyst / 2 days
quality/performance matches small scale synthesis

RDE: PtNi with multilayered Skin in >7 more active than Pt/C

Performance	PtNi	TKK Pt
Specific Activity 0.9V/0.95V (mA/cm ²)	5.30/0.68	0.78/0.11
Mass Activity 0.9V/0.95V (A/mg)	3.5/0.49	0.56/0.11

in collaboration with Debbie Myers, ANL - CSE



Cathode Loading: 0.046 mg-Pt/cm²
 I/C = 1, H₂/O₂ (or Air),
 80°C, 150 kPa(abs), 100%RH

TKK 20 wt%Pt/C

PtNi 16.7 wt%Pt/C

	Units	PtNi	TKK Pt
Pt loading	mg _{PGM} /cm ² _{geo}	0.045	0.045
Mass Activity (H ₂ -O ₂)	A/mg _{PGM} @ 0.9 V _{iR-free}	0.60	0.27
Specific Activity (H ₂ -O ₂)	mA/cm ² _{PGM} @ 0.9 V _{iR-free}	1.85	0.39
MEA performance (H ₂ -Air)	mA/cm ² @ 0.8 V	101	47
ECSA	m ² /g _{PGM}	35.10	52.5

Collaborations


Argonne NATIONAL LABORATORY **Lead: design, synthesis, evaluation**

BERKELEY LAB **Sub: synthesis, scale-up support**


OAK RIDGE National Laboratory **Sub: structural characterization**

Los Alamos NATIONAL LABORATORY **Sub: catalyst supports**

Low-PGM Alloys



Advanced Catalyst Supports



Low-PGM Alloy Catalysts

Argonne NATIONAL LABORATORY **Lead: process R&D and scale-up**

BERKELEY LAB **Sub: process support**

Catalysts Scale Up

Add Pt

T ~ 200 °C

Nickel acetate

1,2-Tetradecanediol

Oleic acid

Oleylamine

Diphenyl ether

200 °C, 1h

Argonne NATIONAL LABORATORY **Lead: 5 and 25cm² MEA**

Los Alamos NATIONAL LABORATORY **Sub: 25 and 50cm² MEA**

MEA

anode

PEM

cathode

H₂

O₂

H⁺

H₂O

OEMs

T2M

1) **Durability** of fuel cell stack (<40% activity loss)

2) **Cost** (total loading of PGM $0.125 \text{ mg}_{\text{PGM}} / \text{cm}^2$)

3) **Performance** (mass activity @ 0.9V $0.44 \text{ A/mg}_{\text{Pt}}$)

- **Differences** between RDE and MEA, surface chemistry, ionomer catalyst interactions
- **Temperature** effect on performance activity/durability
- **High current density** region needs improvements for MEA
- **Support** – catalyst interactions
- **Scale-up** process for the most advanced structures

- **Evaluation** of activity/durability and optimization of MEA protocols at ANL and LANL
- **Alternative** approaches towards highly active and stable catalysts with low PGM content
- **Tailoring** of the structure/composition that can optimize durability/performance in Pt-alloys
- **Synthesis** of tailored low-PGM practical catalysts with alternative supports
- **Structural** characterization (in-situ XAS, HRTEM, XRD)
- **Resolving** the surface chemistry in MEA
- **Electrochemical** evaluation of performance (RDE, MEA)
- **In-situ** durability studies for novel catalyst-support structures (RDE-ICP/MS)
- **Scale-up** of chemical processes to produce gram quantities of the most promising catalysts

T2M

US00781738B2

(12) **United States Patent**
Stamenkovic et al. (10) Patent No.: **US 7,871,738 B2**
(45) Date of Patent: **Jan. 18, 2011**

(54) **NANOSSEGREGATED SURFACES AS CATALYSTS FOR FUEL CELLS**

(75) Inventors: Vojislav Stamenkovic, Naperville, IL (US); Nenad M. Markovic, Hinsdale, IL (US)

Palms et al., "Oxygen Reduction on Carbon-Supported Pt-Ni and Pt-Co Alloy Catalysts", *J. Phys. Chem. B*, 2002, pp. 4181-4191, vol. 106, American Chemical Society, USA.

Palms et al., "Oxygen Reduction on High Surface Area Pt-IrOx Alloy Catalysts in Comparison to Well-Defined Smooth Bulk Alloy Electrodes", *Electrochimica Acta*, 2002, pp. 3787-3798, vol. 47.

US 20110077147A1

(12) **United States Patent Application Publication**
Stamenkovic et al. (10) Pub. No.: **US 2011/0077147 A1**
(43) Pub. Date: **Mar. 31, 2011**

(54) **NANOSSEGREGATED SURFACES AS CATALYSTS FOR FUEL CELLS**

(75) Inventors: Vojislav Stamenkovic, Naperville, IL (US); Nenad M. Markovic, Hinsdale, IL (US)

Publication Classification

(51) Int. Cl. **H01M 4/88** (2006.01)
B01J 23/42 (2006.01)

(52) U.S. Cl. **502/101**; 502/336; 502/326; 502/313

US00817846B2

(12) **United States Patent**
Stamenkovic et al. (10) Patent No.: **US 8,178,463 B2**
(45) Date of Patent: **May 15, 2012**

(54) **HIGHLY DURABLE NANOSCALE ELECTROCATALYST BASED ON CORE SHELL PARTICLES**

(75) Inventors: Vojislav Stamenkovic, Naperville, IL (US); Nenad M. Markovic, Hinsdale, IL (US); Chao Wang, Chicago, IL (US); Hideo Daimon, Osaka (JP); Shouheng Sun, Providence, RI (US)

(52) U.S. Cl. **502/101**; 502/184; 502/185; 420/466; 420/507; 420/510; 420/512; 420/548; 420/570; 428/615; 428/603; 420/524; 420/527; 977/773; 977/810; 977/808

US00868578B2

(12) **United States Patent**
Stamenkovic et al. (10) Patent No.: **US 8,685,878 B2**
(45) Date of Patent: **Apr. 1, 2014**

(54) **HIGHLY DURABLE NANOSCALE ELECTROCATALYST BASED ON CORE SHELL PARTICLES**

(75) Inventors: Vojislav Stamenkovic, Naperville, IL (US); Nenad M. Markovic, Hinsdale, IL (US); Chao Wang, Chicago, IL (US); Hideo Daimon, Osaka (JP); Shouheng Sun, Providence, RI (US)

(52) U.S. Cl. **C22C 5/02** (2006.01)
C22C 5/04 (2006.01)

(58) Field of Classification Search
USPC **502/101**; 502/184; 502/185; 428/403; 428/548; 428/570; 428/615; 420/524; 420/527; 420/466; 420/507; 420/510; 420/512

US09246177B2

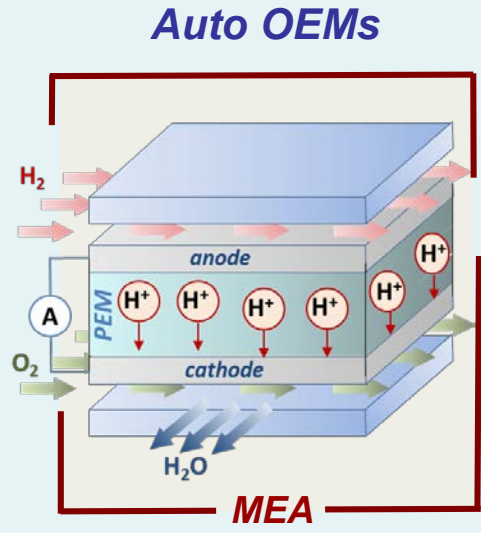
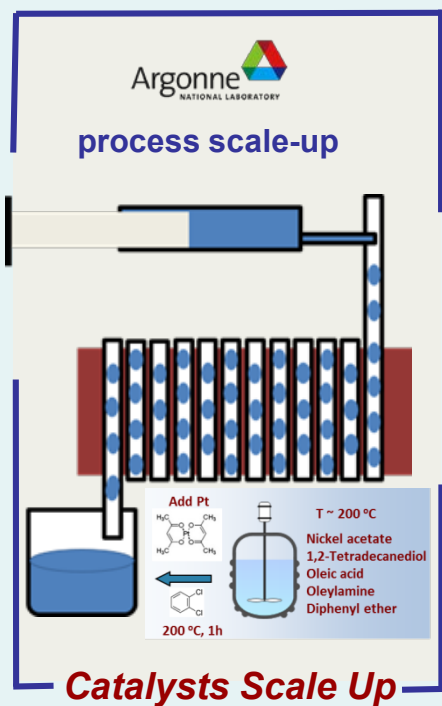
(12) **United States Patent**
Stamenkovic et al. (10) Patent No.: **US 9,246,177 B2**
(45) Date of Patent: **Jan. 26, 2016**

(54) **BIMETALLIC ALLOY ELECTROCATALYSTS WITH MULTILAYERED PLATINUM-SKIN SURFACES**

(75) Inventors: Vojislav R. Stamenkovic, Naperville, IL (US); Chao Wang, Aurora, IL (US); Nenad M. Markovic, Hinsdale, IL (US)

(73) Assignee: **Chicago Argonne, LLC**, Chicago, IL (US)

(56) References Cited
U.S. PATENT DOCUMENTS
5,879,827 A 3/1999 Dohc et al.
5,825,212 B2 11/2000 Dohc et al.
7,871,738 B2 1/2011 Stamenkovic et al.
2009/024740 A1 10/2009 Stamenkovic et al.
2010/0092341 A1* 4/2010 Lopez et al.
2010/017490 A1* 8/2010 Adic et al.
2011/0189580 A1* 8/2011 Erdoscher et al.



Auto OEMs in FY16

Four OEM visits
3 NDA signed

- **Constant build up of IP portfolio**
5 issued patents, 4 pending

SUMMARY

Approach

- From fundamentals to real-world materials
- Focus on addressing DOE Technical Targets
- Link between electrocatalysis in the RDE vs. MEA
- Rational design and synthesis of advanced materials with low content of precious metals

Accomplishments

- Established three new labs since 10/2015: EC-ICP/MS, MEA and Scale-Up process Lab
- Quantified durability, atom-by atom on different Pt surfaces
- Surfaces with highly corrugated morphology are less stable (Pt-Skeleton)
- Addition of subsurface Au diminishes Pt dissolution
- Novel Au core structures allow annealing of Pt-alloy shell w/o segregation Au while Pt-skin is formed
- In-situ annealing of Pt-alloy NP reveal transition from disordered alloy, Pt overlayer (Pt-Skin) to intermetallics
- Novel intermetallic structures with promising electrochemical properties have been synthesized
- In-situ EXAFS revealed the real surface structure of highly active PtNi nanoframe catalysts
- PtNi with multilayered Pt-Skin exceeded DOE 2020 Technical Target for mass activity and durability in MEA
- One patent issued in 2016, 5 articles published and 4 presentations at conferences

Collaborations

- Collaborative effort among the teams from four national laboratories is executed simultaneously in five tasks
- Ongoing exchange with Auto-OEMs
- Numerous contacts and collaborative exchanges with academia

Full time postdocs:

Dr. Dongguo Li (RDE, synthesis, thin films)
Dr. Haifeng Lv (RDE, synthesis, MEA)
Dr. Rongyue Wang (scale up syntehsis, RDE, MEA)

Partial time postdocs:

Dr. Pietro Papa Lopes (RDE-ICP-MS)

Partial time Staff:

Paul Paulikas (UHV, thin films)



Grad student: Nigel Becknell (synthesis, RDE, EXAFS)

***Publications and
Presentations
FY16***

***5 Publications
4 Presentations
1 issued US patent
3 patent applications***