



Energy Materials Network
U.S. Department of Energy



HydroGEN
Advanced Water Splitting Materials

HydroGEN: Low-Temperature Electrolysis

G. Bender, H.N. Dinh

Presenter: Guido Bender, NREL

Date: 4/30/2019

Venue: 2019 DOE Annual Merit Review

Project ID # P148A

This presentation does not contain any proprietary, confidential, or otherwise restricted information.



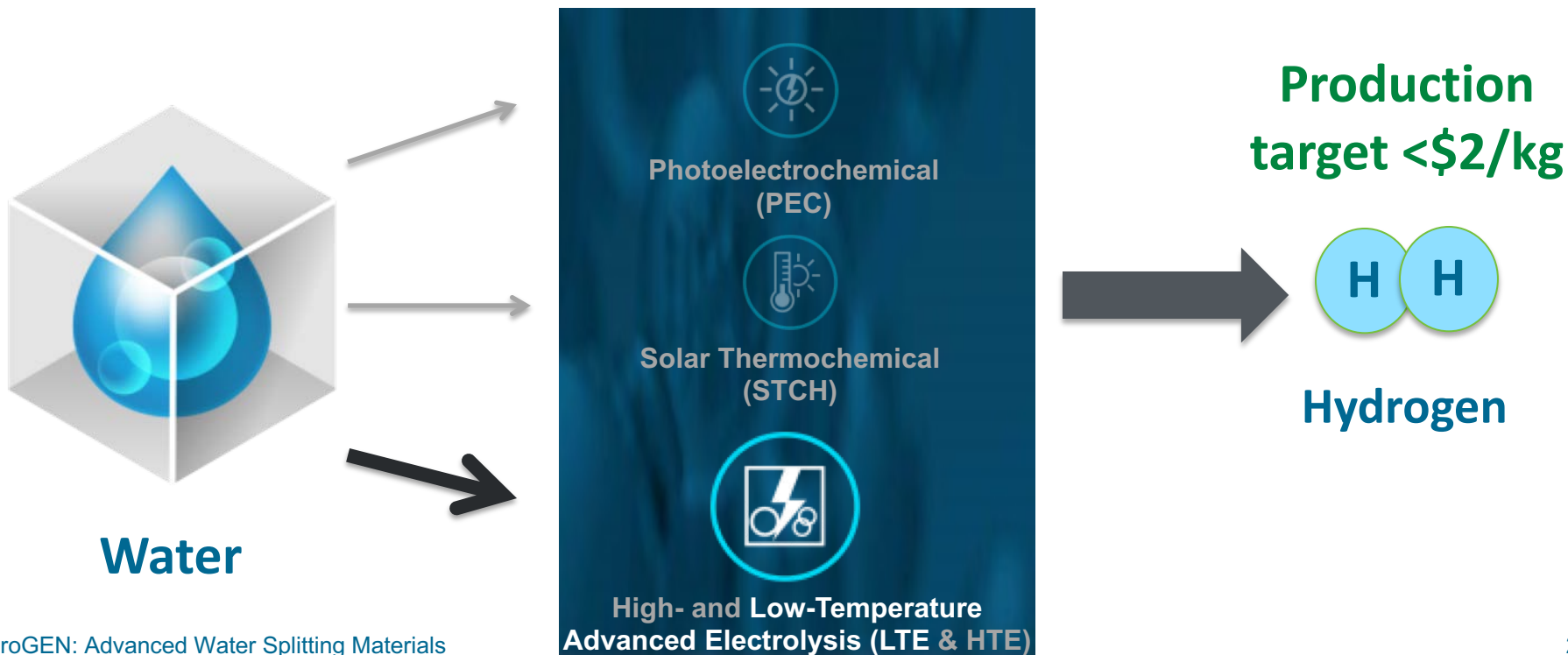


Advanced Water-Splitting Materials (AWSM) Relevance, Overall Objective, and Impact

AWSM Consortium 6 Core Labs:



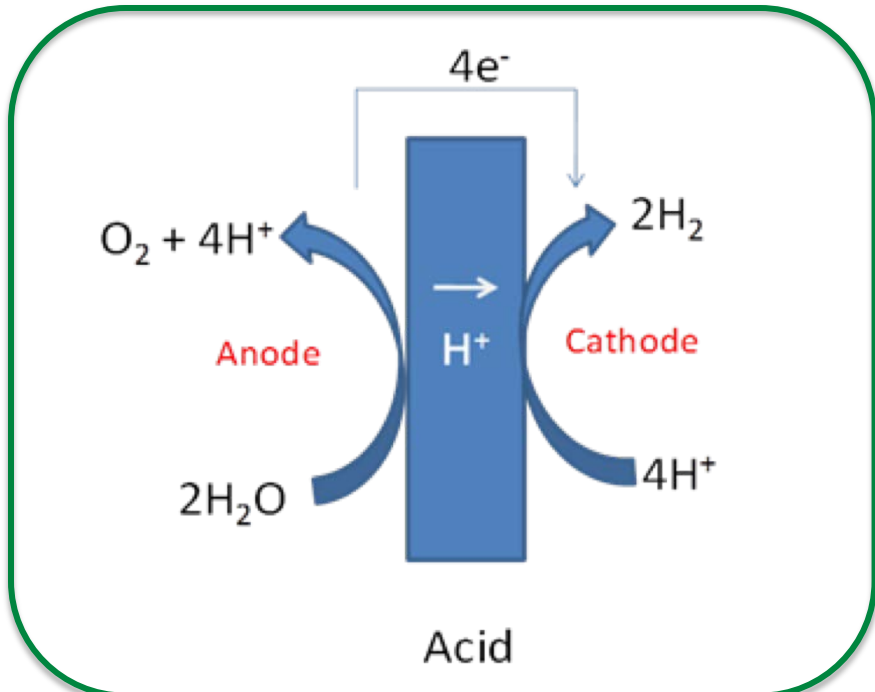
Accelerating R&D of innovative materials critical to advanced water splitting technologies for clean, sustainable & low cost H₂ production, including:





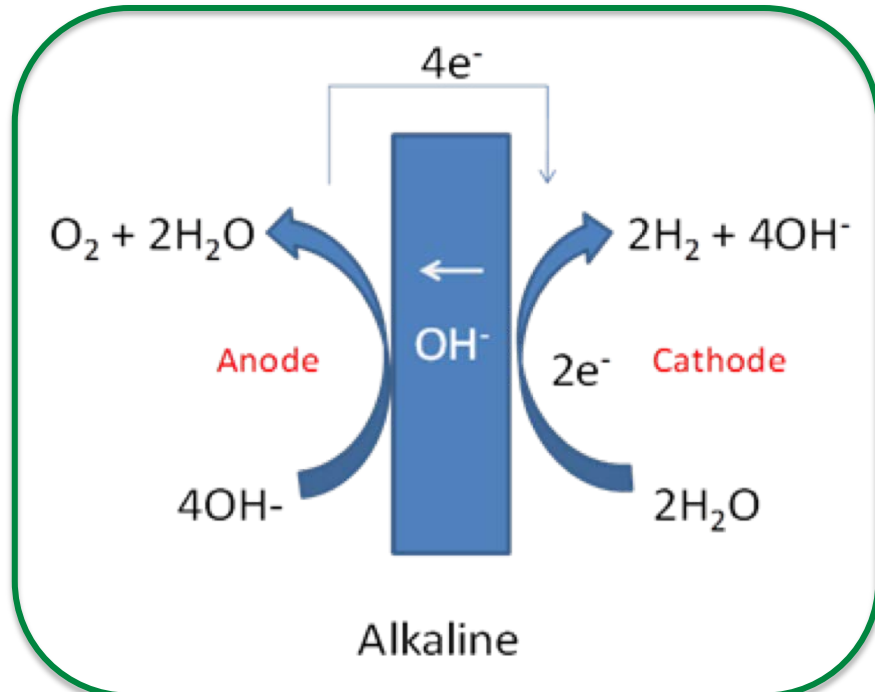
Overview - LTE Technology

Schematic PEM*



- **Niche Application Deployment**

Schematic AEM*



- **Low TRL Technology**
- **Research Stage**



Overview - LTE Technology Relevance / Impact

PEM

- **Gas Crossover**
- **Membranes**
- **Catalyst Materials**
- **Catalyst Loading**
- **PTL Materials**

AEM

- **Membranes**
- **Catalyst**
- **Ionomer**
- **Electrolyte feed required?**
- **BOP Materials**

Common Barriers

- **Material Integration**
- **Material Cost**
- **Understanding Interfaces and Interactions**



Overview - LTE Technology Relevance / Impact

State-of-Art PEM

- **2V @ 2A/cm²**
- **2-3 mg/cm² PGM catalyst loading on anode & cathode**
- **60k – 80k hours in commercial units**
- **Niche applications**
 - Life support
 - Industrial H₂
 - Power plants for cooling
- **\$3.7/kg H₂ production***

State-of-Art AEM

- **2V @ 0.2A/cm² in H₂O**
- **Improved performance in basic solution**
- **2-3 mg/cm² PGM-free catalyst loading on anode & cathode**
- **~2k hour at 27° C demonstrated ****
- **No commercial units**
- **\$/kg production not available**

*High volume projection of hydrogen production for electrolysis:

<https://www.energy.gov/sites/prod/files/2017/10/f37/fcto-progress-fact-sheet-august-2017.pdf>

** K.Ayers, AMR Presentation PD094, 06/2014



Approach – HydroGEN EMN

DOE

EMN

HydroGEN

**Core labs
capability
nodes**

Data Hub

**FOA Proposal
Process**

- **Proposal calls out capability nodes**
- **Awarded projects get access to nodes**

<https://www.h2awsm.org/capabilities>



Approach – HydroGEN EMN

Low Temperature Electrolysis (LTE)

- Proton Exchange Membrane (PEM)
- Alkaline Exchange Membrane (AEM)

Barriers

- Cost
- Efficiency
- Durability

LTE Node Labs



Support
through:



Personnel
Equipment
Expertise
Capability
Materials
Data

LTE Projects



Northeastern University
Center for Renewable Energy Technology





Accomplishments and Progress: Established Nodes for Project Support



45 nodes for LTE

- 19x readiness level 1
- 21x readiness level 2
- 5x readiness level 3



Node Classification

- 6x Analysis
- 13x Benchmarking
- 25x Characterization
- 14x Computation
- 7x Material Synthesis
- 7x Process and
Manufacturing Scale-Up
- 3x System Integration

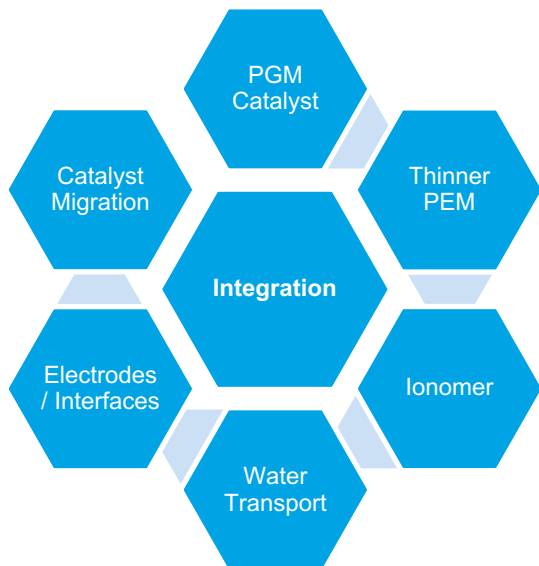
**21 nodes used by
LTE projects**





Accomplishments and Progress: 5 HydroGEN LTE Seeding Projects and Others

Proton Project (PD155) PI: K. Ayers



ANL Project (PD147)
 PI: D.J. Liu
 PGM-free OER Catalyst: MOF, M-ZIF,
 Porous Nano-Network Electrode (PNNE)

NEU Project (PD156)
 PI: S. Mukerjee
 PGM-free OER & HER Catalyst
 Novel AEM and Ionomers
 Electrodes

LANL Project (PD158)
 PI: H. Chung
 PGM-free OER Perovskites Catalyst

LANL Project (PD159)
 PI: Y.S. Kim
 Durable & economically-affordable AEM

NSF DMREF PSU (PD158)
 PI: M. Hickner
 Membrane Databases – New Schema & Dissemination

Supernodes

A. Weber	Understanding OER Across pH Ranges
T. Ogitsu	Through Multiscale, Multi-Theory Modeling
H. Dinh	Linking LTE/Hybrid Materials to Electrode
B. Pivovar	Properties to Performance

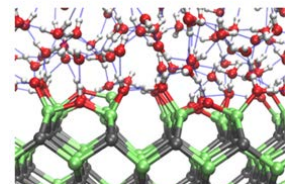
PEM, Understanding and improving materials

AEM; Developing and understanding materials



Collaboration and Coordination - Node Utilization

Lab	Node	Proton	ANL	NEU	LANL1	LANL2	Super	DMREF
NREL	Data Hub							
LLNL	Computational Materials Diagnostics and Optimization of PEC Devices							
NREL	Electr. Structure Modeling of Catalysts						✓	
LLNL	Ab Initio Modeling of Electrochemical Interfaces						✓	
LBNL	DFT and Ab Initio Calculations		✓		✓			
LBNL	Multiscale Modeling of Water-Splitting Devices	✓		✓		✓	✓, ✓	
SNL	LAMMPS			✓				
SNL	Separators for Hydrogen Production				✓	✓		
NREL	Novel Membrane Fabrication and Development for LTE and PEC	✓		✓			✓	✓
NREL	Multi-Comp. Ink Development, High-Throughput Fabrication, & Scaling	✓	✓	✓			✓	



Computation

Processing & Scale Up

Material Synthesis



Collaboration and Coordination - Node Utilization

Lab	Node	Proton	ANL	NEU	LANL1	LANL2	Super	DMREF
SNL	Advanced Electron Microscopy							
NREL	Catalyst Synthesis, Ex situ Characterization & Standardization	✓					✓, ✓	
LBNL	Ionomer Characterization and Understanding	✓				✓	✓	
NREL	In Situ Testing Capabilities	✓		✓	✓	✓	✓	✓
LBNL	Understanding Inks and Ionomer Disp.						✓	
SNL	Near Ambient Pressure E-XPS				✓			
NREL	Surface Analysis Cluster Tool		✓		✓			
LBNL	Probing and Mitigating Corrosion	✓						
LBNL	PEC In Situ Testing using X-Rays				✓		✓	
LBNL	Water Splitting Device Testing					✓	✓	
SRNL	Fabrication and Characterization of Electro-catalyst and Components for H2 Production						✓	

Characterization

High Efficiency PEM Water Electrolysis




7
Nodes

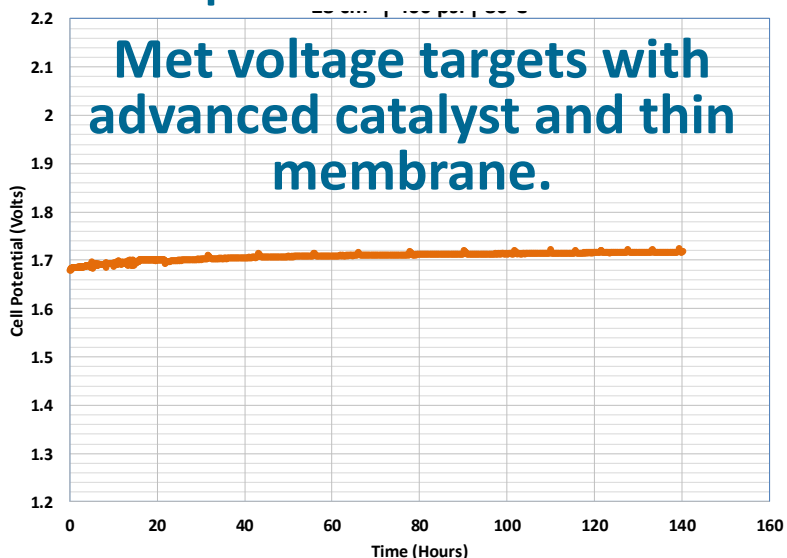
Goals: Develop ultra-efficient PEM electrode per targets below

Metric	State of the Art	Proposed
Membrane thickness	175 microns	50 microns
Operating temperature	58°C	80-90°C
Cell Efficiency	53 kWh/kg	43 kWh/kg

Approach: Look at materials and manufacturing holistically to optimize



Accomplishments in Phase 1



Focus of Phase 2

1. Understand water management and relationship to catalyst loading and porous transport layer geometry,
2. Demonstrate electrochemical stability of Ir-Ru alloy catalysts,
3. Quantify migration of platinum group metals after accelerated stress tests.

PGM-free OER Catalysts for PEM Electrolyzer



Project Vision:

To lower the capital cost of proton exchange membrane water electrolyzer (PEMWE) by replacing expensive Ir with platinum group metal-free (PGM-free) electro-catalysts.

Project Impact:

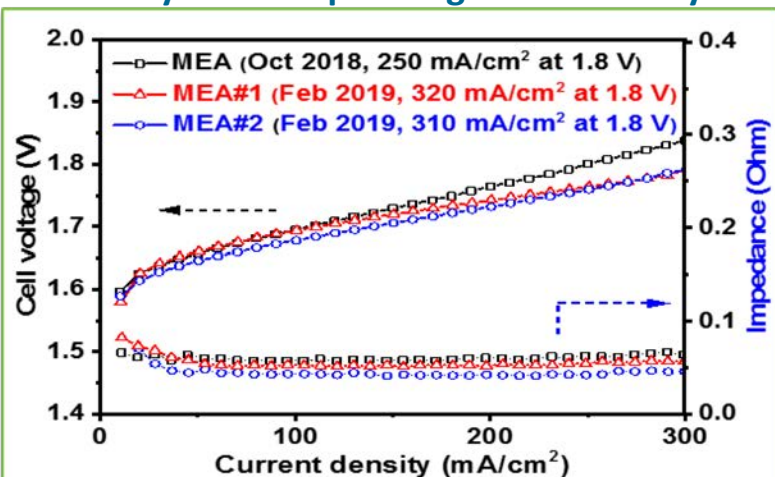
To reduce anode catalyst cost by removing the catalyst pricing and supply bottlenecks for the widespread implementation of PEME for H₂ production using renewable energy sources.

Project Approach:

Developing metal-organic framework (MOF) based PGM-free oxygen evolution reaction (OER) catalysts with performance approaching to that of Ir and demonstrating through operating PEMWE.

Accomplishments in Phase 1

The team demonstrated, for the first time, PGM-free OER catalyst in an operating PEM electrolyzer



Focus of Phase 2

- Continue to improve PGM-free OER catalyst through multi-metallic MOF/ZIF design & synthesis
- Investigate the catalyst-structure relationship and performance improvement through collaboration with HydroGen using advanced characterizations & computational modeling
- Double PEMWE current density with new PGM-free OER catalysts over the BP1 benchmark
- Demonstrate PGM-free catalyst stability in PEMWE through cell voltage cycling test



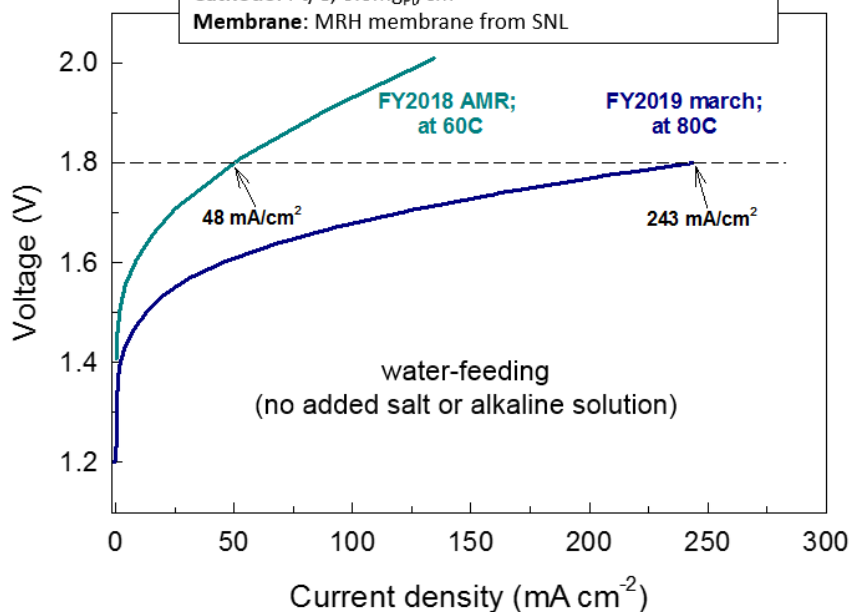
Project

Goal:

The key challenge in anion exchange membrane (AEM) electrolyzer is to achieve high performance without feeding alkaline or salt solutions to the electrodes. In this project, LANL team is developing PGM-free catalysts demonstrating high performance in the pure-water feed AEM water electrolyzer.

Accomplishments in Phase 1

Anode: Carbon & PGM-free perovskite oxide; 2 mg/cm²
Cathode: Pt/C; 0.6mg_{Pt}/cm²
Membrane: MRH membrane from SNL



Focus of Phase 2

- Catalyst development:
 - Composition and particle size control to improve activity and durability
- Fundamental study:
 - Understanding the phenomena occurring at the catalyst-ionomer interface using in situ and ex situ AP-XPS and XAS
 - Adopting GDE electrochemical cell to explore catalyst-ionomer interaction
- Optimizing catalyst-ionomer combination to improve performance and durability of AEM water electrolyzer



Scalable Elastomeric Membranes for Alkaline Water Electrolysis



Rensselaer



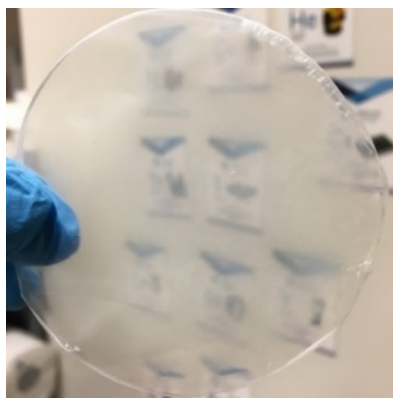
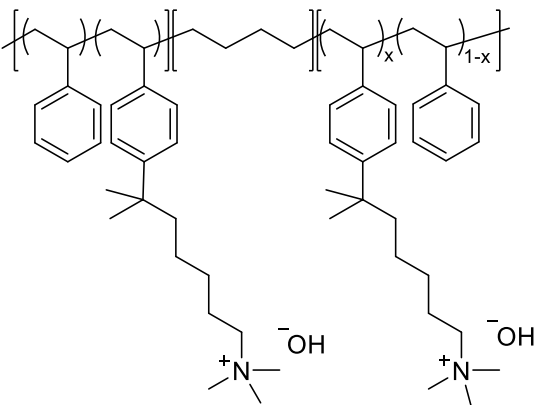
5 Nodes

Project Goal: Preparing durable and economically-affordable alkaline hydroxide conducting SES materials and demonstrating the high performance and durability in AEM-based water electrolysis

Accomplishments in Phase 1

- Semi-crystalline SES AEM synthesized by acid catalyzed polymerization without using expensive metal catalyst.

- Properties:**
- IEC = 1.71 mequiv./g
 - Water uptake = 144 %
 - In-plane swelling = 30%



Go-No-Go decision properties (Oct. 2018)

Properties	Target	Status
Hydroxide conductivity (mS cm ⁻¹) at 30 °C	40	42 (30 °C) 54 (60 °C) 63 (80 °C)
Alkaline stability after 300 h in 1 M NaOH at 80 °C	< 5 % loss conductivity	0% loss
Mechanical toughness (mechanical strength (MPa) × % elongation) at 50 °C, 90% RH	> 1400	2091

Focus of Phase 2

Planned research on Phase II

- Identify the performance and durability-limiting factors of AEM electrolysis.
- Further optimization of AEM and ionomeric binder for best electrolyzer performance and durability.
- AEM electrolyzer testing & verification



Developing Novel PGM-Free Catalysts for Alkaline HER & OER



Advent



Sandia National Laboratories



6 Nodes

Project Vision:

To develop stable, high-conductivity, and high-strength AEMs, stable and active PGM-free catalysts for hydrogen and oxygen evolution reactions.

Accomplishments in Phase 1

Catalyst development:

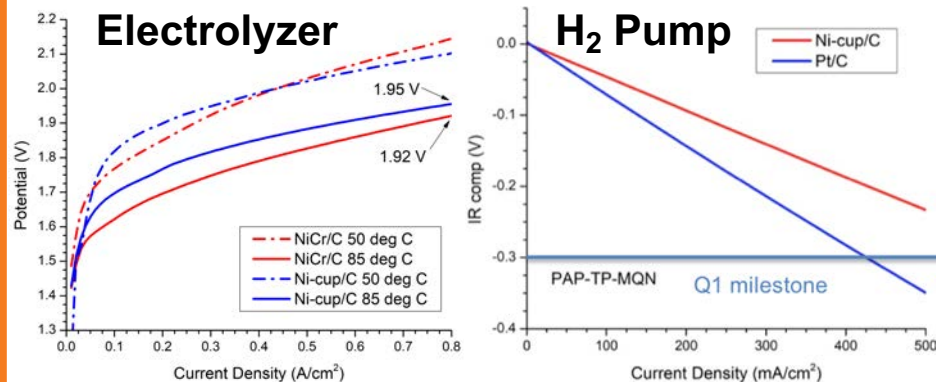
- HER Electrocatalysts: η of 300 mV at 500 mA/cm² with PGM-free (Ni-Cup) HER electrocatalysts in an AEM MEA.
- OER Electrocatalysts: η of 150 mV at 500 mA/cm² with PGM-free Ni-Fe/Raney Ni OER electrocatalysts in an AEM MEA.
- AEM MEA: Demonstrated a PGM-free AEM MEA electrolyzer performance of 0.8 A/cm² at ≤ 1.92 V.

Membrane development:

- Successfully prepared and characterized single and multi-cation polyaryl piperidinyl triphenyl AEM membranes.
- ASR 0.048 $\Omega \cdot \text{cm}^2$ meets Phase 1 milestone
- <2% ion-exchange capacity loss at 1000 h in 95C 1M KOH

Focus of Phase 2

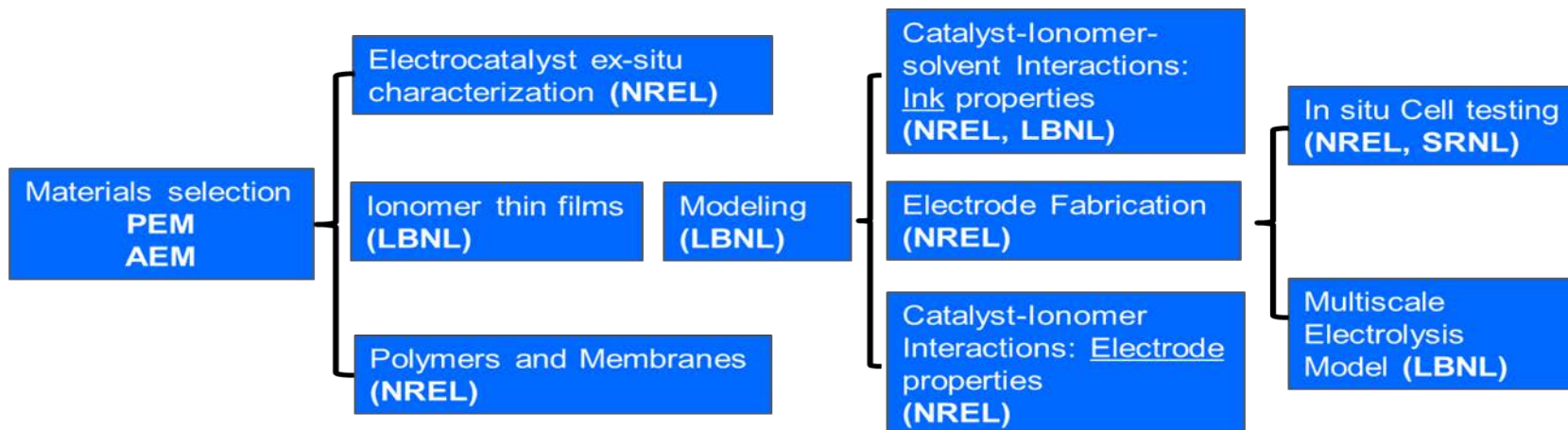
- Refine the HER and OER catalysts down selected in Phase 1
- Improve the durability of multiple cation AEM via cross-linking or introduction of reinforcement matrix
- Introduce high performance electrode architectures to facilitate gas evolution from the catalytic layer





Supernode

Goals: Create true understanding between ex-situ and in-situ performance. Identify how material properties are linked to electrode properties and how these are linked to electrolyzer performance.



Materials:
Catalyst, Ionomer & Membranes

Electrochemical Characterization
Catalyst

Ink Composition
Catalyst, Ionomer & Solvents

MEA Integration
Fabrication in Parameter Space

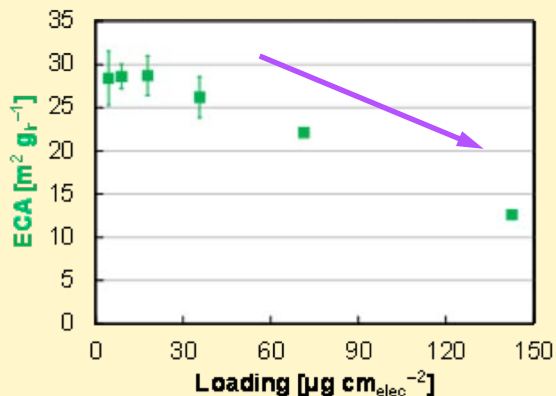
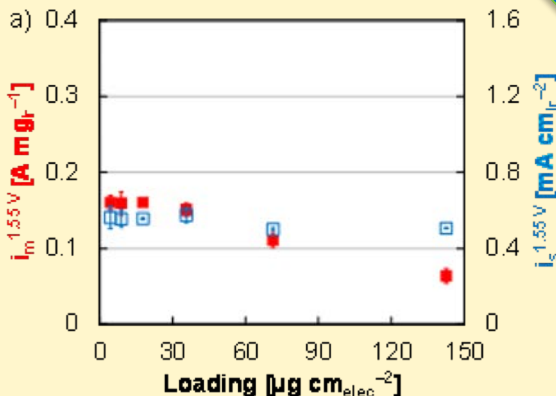
Performance Evaluation
In-Situ PEM, AEM

Advanced Characterization
Morphology, Material Properties, Interfaces

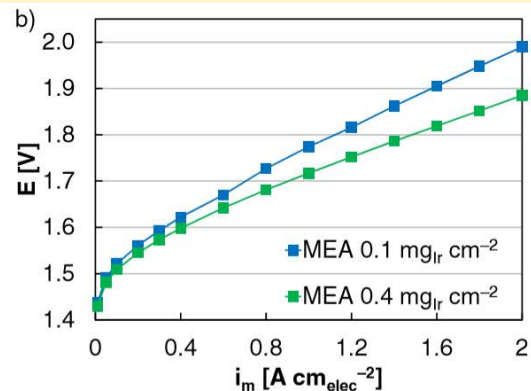
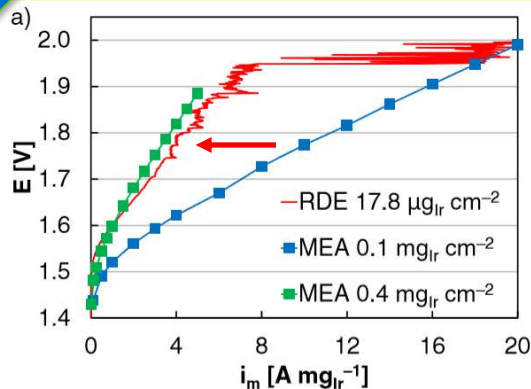


Effect of catalyst loading on performance


RDE Half-Cells



MEA Single-Cells



- Systematic variation of catalyst loading in RDE and MEA experiments
- Increased loading resulted in lower mass-normalized performance due to decreased utilization (surface area)



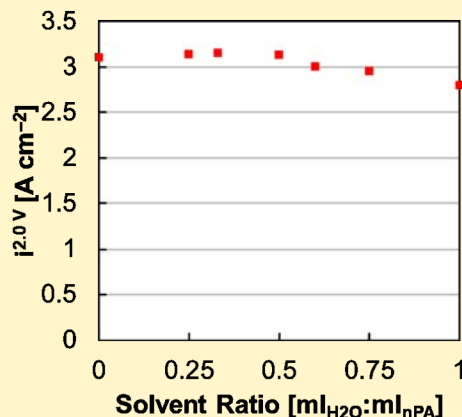
MEA data – S.M. Alia, B. Rasimick, C. Ngo, K.C. Neyerlin, S.S. Kocha, S. Pylypenko, B.S. Pivovar, *J. Electrochem. Soc.*, **2016**, 163(11), F3105-F3112. DOI:10.1149/2.0151611jes

RDE data – S.M. Alia, G.C. Anderson, *J. Electrochem. Soc.*, **2019**, 166(4), F282-F294. DOI:10.1149/2.0731904jes

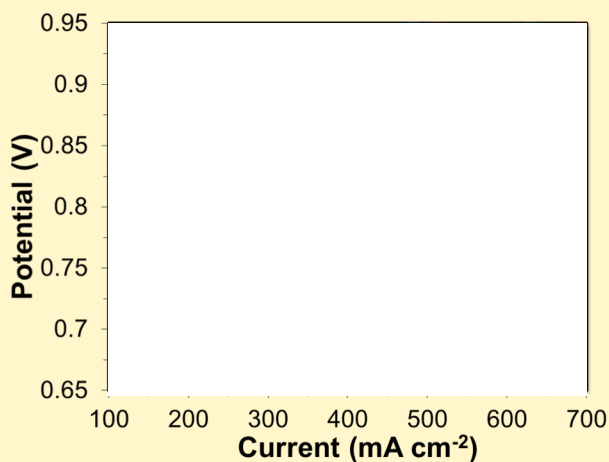


Supernode

LTE In-Situ Testing



Hybrid Cycle In-Situ Testing



- Performance testing of fabrication parameters
- Solvent ratio impacts performance in LTE
- Solvent choice and fabrication method impacts performance of hybrid sulfur cycle system

Proposed Future Work

1. Study the impact of coating methods on electrode morphology and PEM electrolysis performance
2. Study interaction of thin ionomer film on catalyst to understand its impact on local electrode structure and performance.
3. Correlate changes in performance due to processing & materials using modeling.
4. Develop pathway to branch studies into AEM technology



Accomplishments and Progress – Benchmarking

- **Collaborated with HydroGEN Benchmarking Project**
- **Point of contact for leveraging exchange with IEA Annex 30 for in-situ & ex-situ research**
- **Leadership role in developing path forward for harmonized protocols, hardware, and materials**
- **Benchmarking working groups and annual meeting**
- **Disseminated benchmarking information:**
 - a) G. Bender, M. Carmo, T. Smolinka, A. Gago, N. Danilovic, M. Mueller, F. Ganci, A. Fallisch, P. Lettenmeier, K. A. Friedrich, K. Ayers, B. Pivovar, J. Mergel, D. Stolten, “Initial Approaches in Benchmarking and Round Robin Testing for Proton Exchange Membrane Water Electrolyzers”, *International Journal of Hydrogen Energy*, submitted August 2018, March 2019 in press
 - b) S.M. Alia, G. Anderson, “Iridium Oxygen Evolution Activity and Durability Baselines in Rotating Disk Electrode Half-Cells”, *J. Electrochem. Soc.*, **2019**, 166(4), F282-F294. DOI:10.1149/2.0731904jes
 - c) G. Bender, M. Carmo, S. Fischer, T. Lickert, T. Smolinka, J. Young, “Round Robin Testing for Polymer Electrolyte Membrane Water Electrolysis - Phase 2”, *World Hydrogen Energy Conference*, Rio de Janeiro, June 19, 2018



Summary - HydroGEN LTE Projects

- **HydroGEN LTE is**
 - Supporting 5 FOA projects with 21 nodes
 - Supporting 1 NSF project with 3 nodes
 - Leading 2 Supernodes with 14 nodes
- **Projects demonstrate improvements in PEM & AEM technologies**
- **Working closely with the project participants and benchmarking activities to advance knowledge and utilize capabilities**



Future Work

- **Continue to enable and support research of Phase 2 Projects through lab nodes and expertise**
- **Enable new FOA awarded seedling projects (Fall 2019)**
- **Continue to develop supernodes to help accelerate LTE research**
- **Work with the 2B team and LTE working group to establish testing protocols and benchmarks**
- **Utilize data hub for increased communication, collaboration, generalized learnings, and making digital data public**

Acknowledgements



Energy Materials Network
U.S. Department of Energy



HydroGEN
Advanced Water Splitting Materials

Authors

Guido Bender
Huyen Dinh

LTE Project Leads

Kathy Ayers
Chris Capuano
Hoon Chung
Yu Seung Kim
Di-Jia Liu
Sanjeev Mukerjee

Research Teams



University at Buffalo
The State University of New York



Rensselaer



**PAJARITO
POWDER**
FUEL CELL CATALYSTS



Advent



**PROTON[®]
nel** ON SITE
number one by nature
YOUR SOURCE FOR ALL THINGS HYDROGEN



Northeastern University
Center for Renewable Energy Technology



**NATIONAL FUEL CELL
RESEARCH CENTER**
UNIVERSITY OF CALIFORNIA - IRVINE



Acknowledgements



Energy Materials Network
U.S. Department of Energy



HydroGEN
Advanced Water Splitting Materials

LTE Supernode Team



Shaun Alia
Grace Anderson
Guido Bender
Huyen Dinh
Allen Kang
Scott Mauger
Bryan Pivovar
Michael Ulsh
James Young



Donald Anton
Hector Colón-Mercado



Nemanja Danilovic
Ahmet Kusoglu
Adam Weber





Technical Backup Slides