



# HydroGEN: Photoelectrochemical (PEC) Hydrogen Production

**Nemanja Danilovic, Todd Deutsch, Huyen N. Dinh, Adam Z. Weber**

**April 30, 2019**

**Annual Merit Review**

**PD148C**

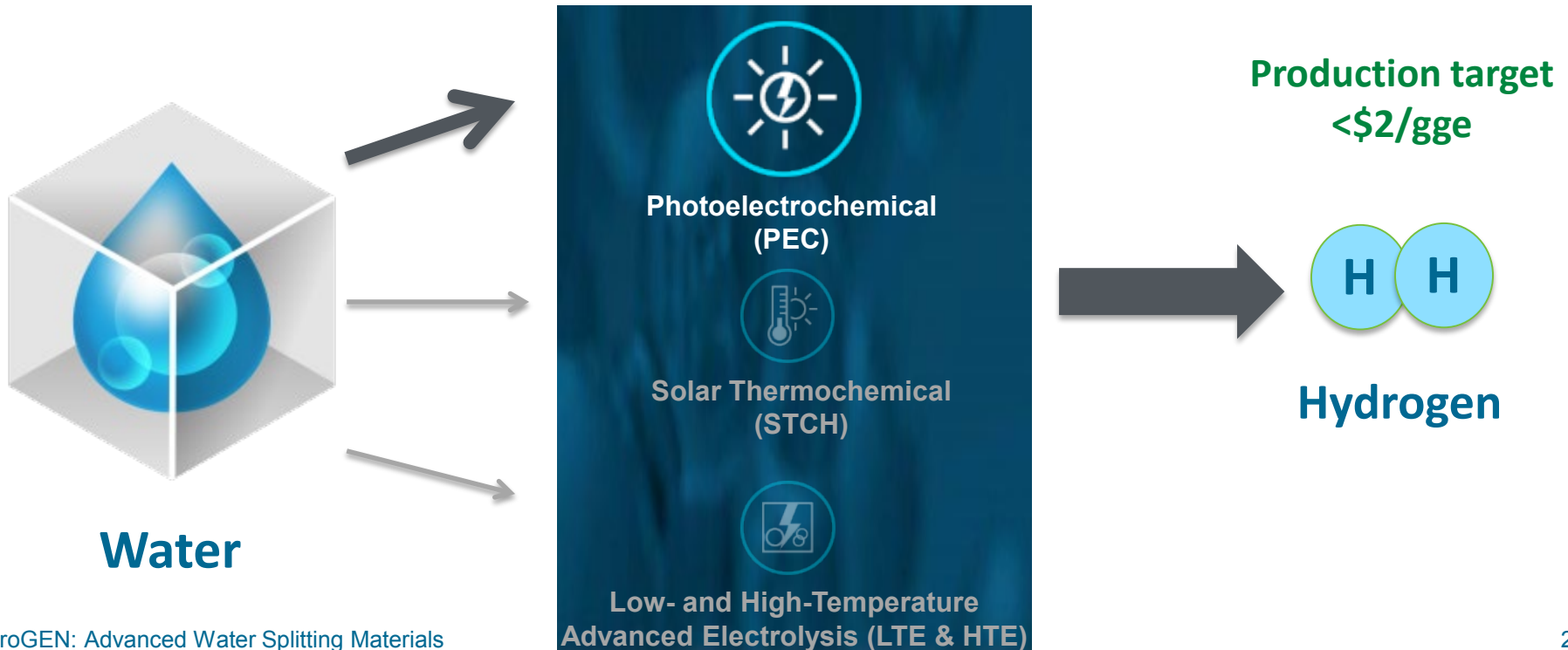


# Advanced Water-Splitting Materials (AWSM) Relevance, Overall Objective, and Impact

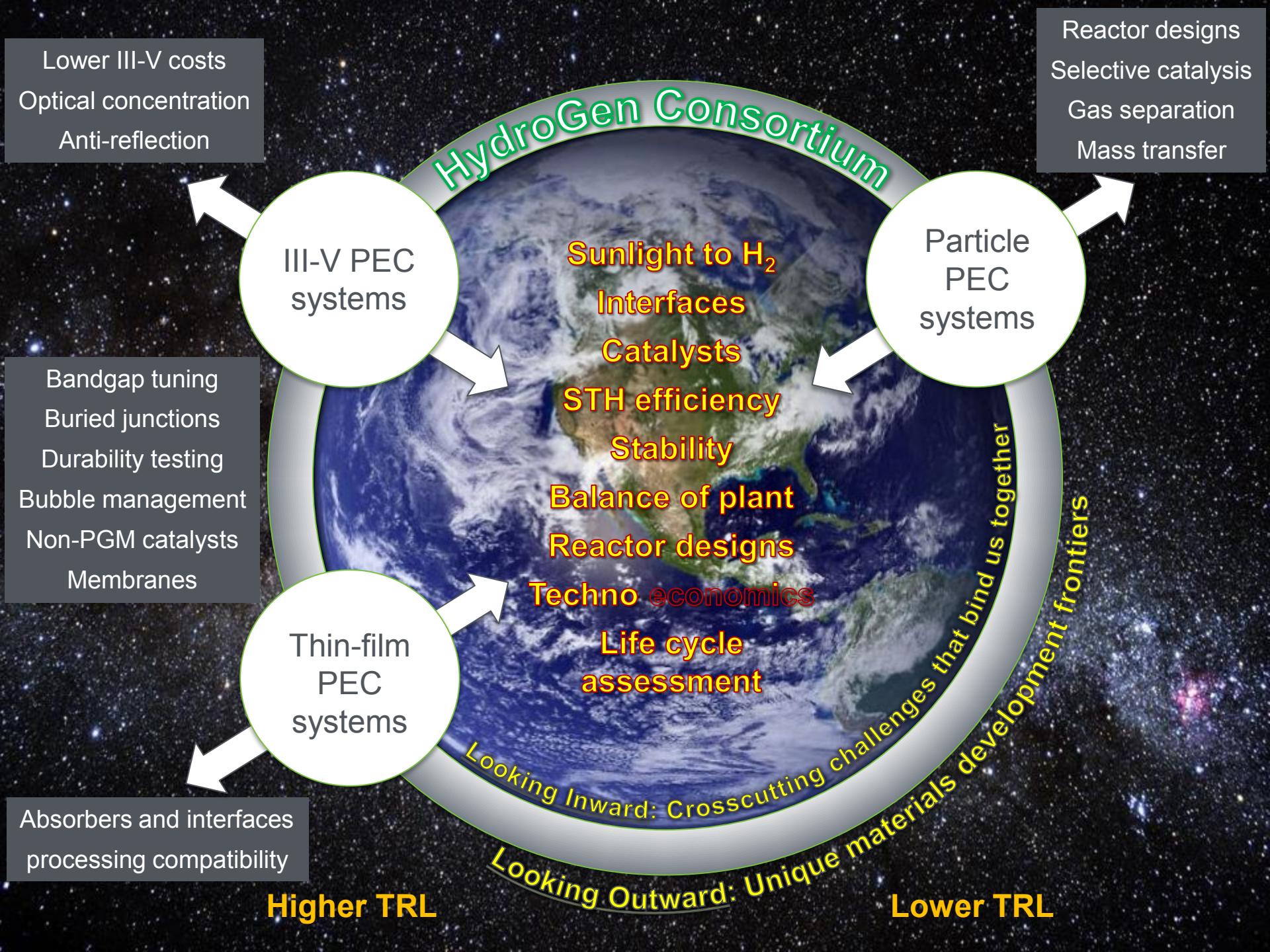
## AWSM Consortium 6 Core Labs:



Accelerating R&D of innovative materials critical to advanced water splitting technologies for clean, sustainable & low cost H<sub>2</sub> production, including:







# HydroGen Consortium

Lower III-V costs  
Optical concentration  
Anti-reflection

Reactor designs  
Selective catalysis  
Gas separation  
Mass transfer

III-V PEC systems

Particle PEC systems

Thin-film PEC systems

Bandgap tuning  
Buried junctions  
Durability testing  
Bubble management  
Non-PGM catalysts  
Membranes

Absorbers and interfaces  
processing compatibility

Sunlight to H<sub>2</sub>  
Interfaces  
Catalysts  
STH efficiency  
Stability  
Balance of plant  
Reactor designs  
Techno economics  
Life cycle assessment

Looking Inward: Crosscutting challenges that bind us together  
Looking Outward: Unique materials development frontiers

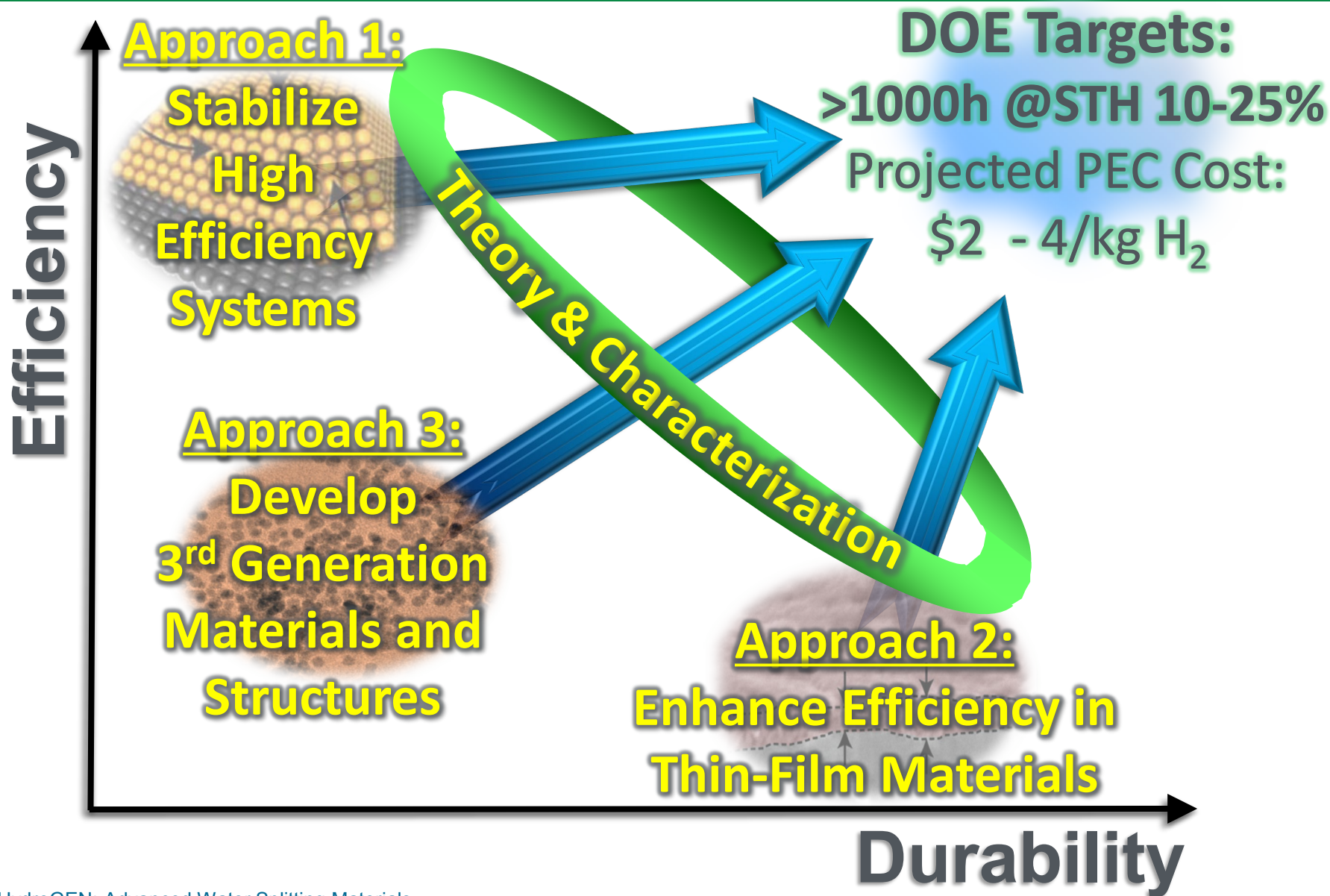
Higher TRL

Lower TRL





# Synopsis of Photoelectrode-based Approaches





# Approach – HydroGEN EMN

**DOE**

**EMN**

**HydroGEN**

**Core labs  
capability  
nodes**

**Data Hub**

**FOA Proposal  
Process**

- **Proposal calls out capability nodes**
- **Awarded projects get access to nodes**

<https://www.h2awsm.org/capabilities>



# Approach – EMN HydroGEN

**PEC: Photoelectrochemical Electrolysis**

**Barriers**

- **Cost**
- **Efficiency**
- **Durability**

## PEC Node Labs



Support  
through:



Personnel  
Equipment  
Expertise  
Capability  
Materials  
Data

## PEC Projects

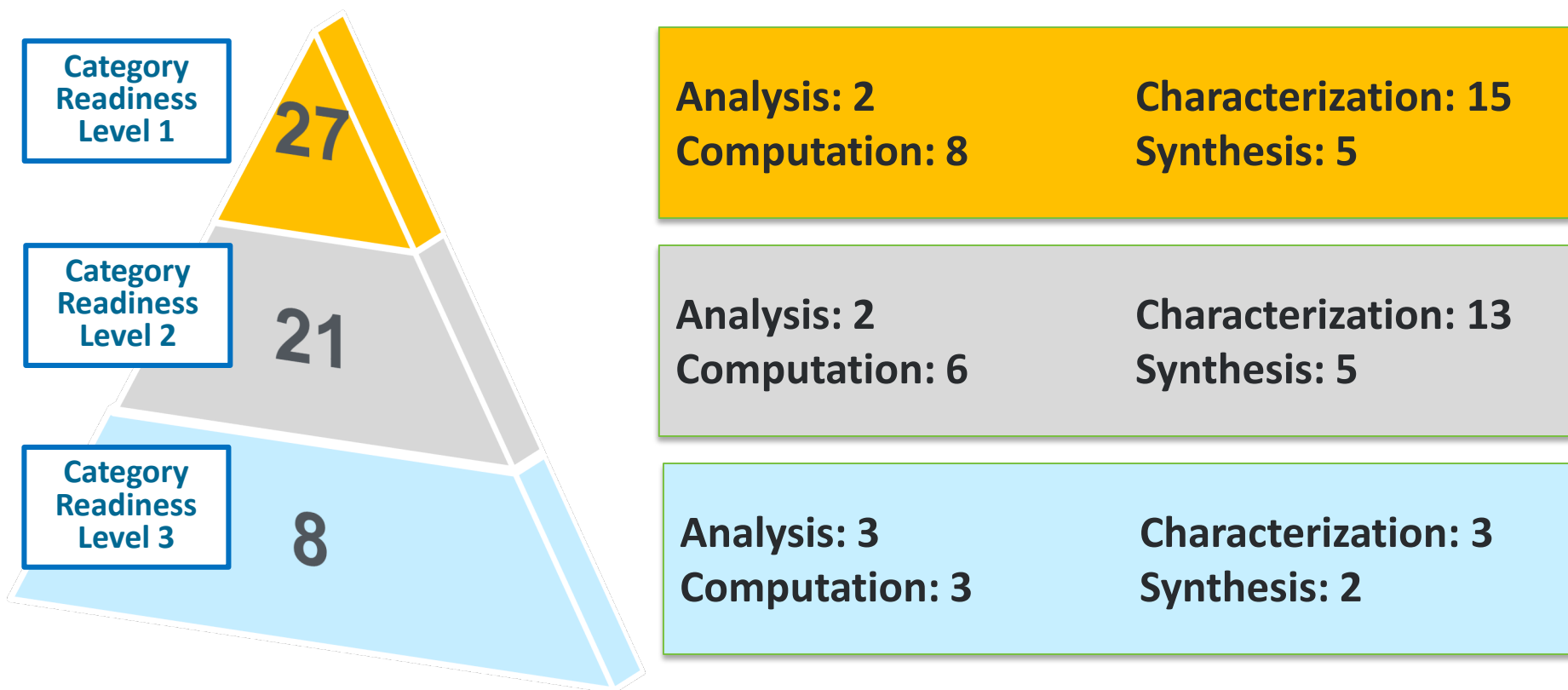


STANFORD  
UNIVERSITY





# Collaboration: 56 PEC Nodes, 2 Supernodes



- Nodes comprise equipment and expertise including uniqueness
- Category refers to availability and readiness
- Many nodes span classification areas

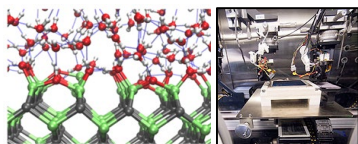
**16 (13 by FOA) Nodes utilized**  
**18 Lab PIs engaged**  
**100s of files on Data Hub**





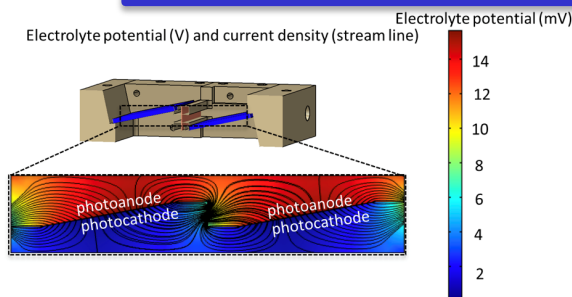
# Collaboration: HydroGEN PEC Node Utilization

Lab	Node	Hawaii	Stanford	Rutgers	Michigan	Super
LLNL	Material Design and Diagnostics	✓			✓	
LLNL	Interface Modeling	✓			✓	✓
LBNL	Multiscale Modeling					✓
NREL	Structure Modeling					✓
NREL	MOVPE		✓	✓		✓
NREL	CIGS	✓				
NREL	Combi/High Throughput	✓		✓		
NREL	Surface Modifications				✓	

## Computation



## Material Synthesis



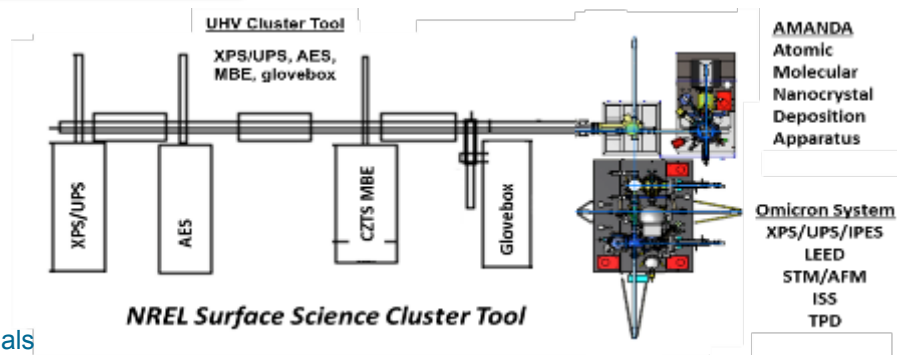





# Collaboration: HydroGEN PEC Node Utilization

Lab	Node	Hawaii	Stanford	Rutgers	Michigan	Super	DMREF
LBNL	Corrosion				✓	✓	
LBNL/ NREL	RDE/Cell Testing					✓	
LBNL	Prototyping					✓	
LBNL	Photophysical Characterization	✓	✓				
NREL	Surface Analysis Cluster Tool				✓		
NREL	PEC Characterizations		✓	✓		✓	✓
LBNL	On-Sun Testing					✓	
NREL	On-Sun Efficiency Benchmarking	✓	✓			✓	
NREL	Corrosion Analysis of Materials	✓	✓			✓	
LBNL	In situ APXPS and XAS					✓	✓

## Characterization



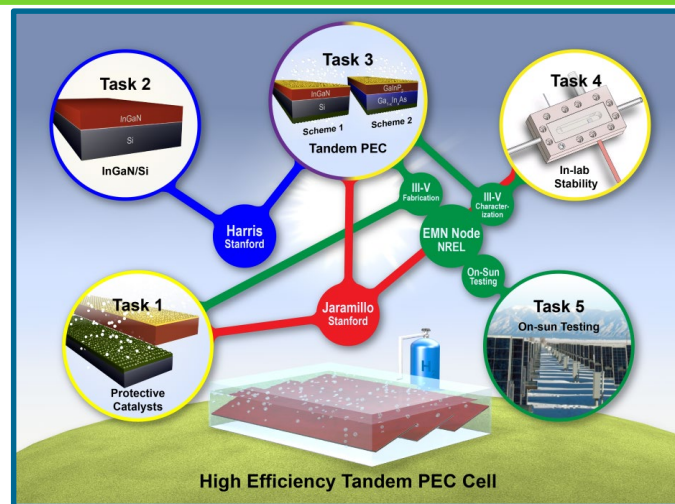


# Protective Catalyst Systems on III-V and Si-based Semiconductors for Efficient, Durable Photoelectrochemical Water Splitting Devices

Stanford University #P161

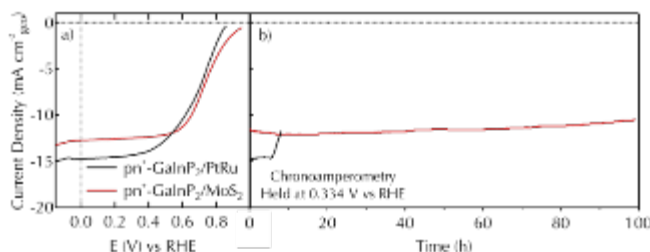
## Goals:

- To develop unassisted water splitting devices that can achieve > 20% solar-to-hydrogen (STH) efficiency.
- Devices that can operate on-sun for at least 2 weeks.
- Devices that can provide a path toward electrodes that cost \$200/m<sup>2</sup> by incorporating earth-abundant protective catalysts and novel epitaxial growth schemes.

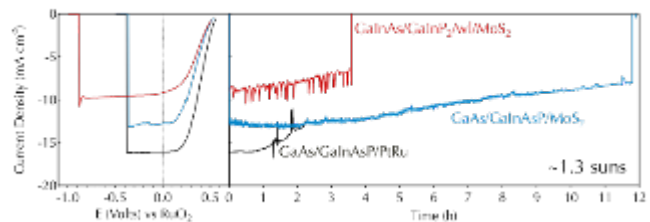


## Accomplishments in BP1

**Go/No-Go #1:**  
Photoelectrode that achieves >10mA/cm<sup>2</sup> under 1 sun for >100h

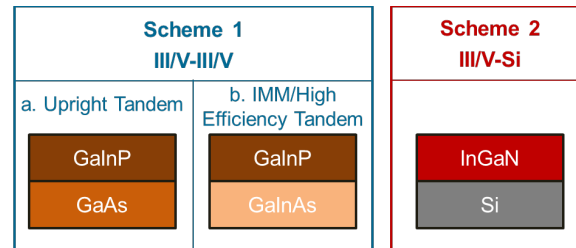


**Go/No-Go #2:**  
Unassisted PEC water-splitting with non-precious metal HER catalyst that achieves STH >5% under 1 sun

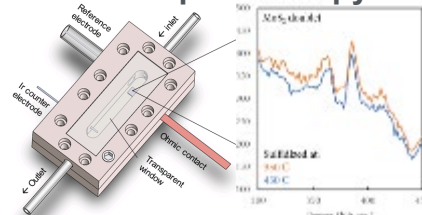


## Focus of BP2

Fabrication Approach towards DOE Targets



### In Situ Spectroscopy



### On-sun Testing



Latitude: 39.74°N Longitude: 105.18°W Elevation: 1329 m Time Zone: GMT-7  
<https://h2awsm.org/capabilities/sun-photoelectrochemical-solar-hydrogen-benchmarking>



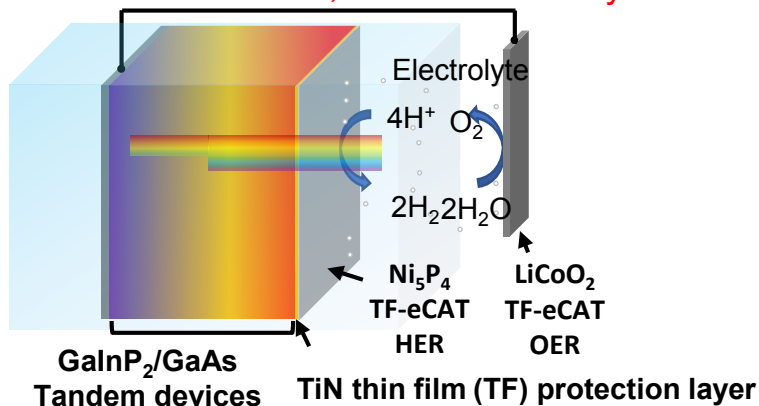
# Best-in-class Platinum Group Metal-free Catalyst Integrated Tandem Junction PEC Water Splitting Devices

Rutgers University

#P160

## High-Performance (HP) devices

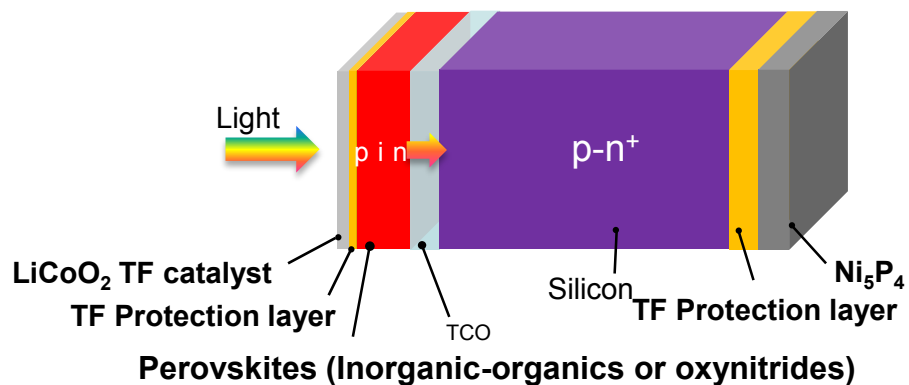
Goal: >10% STH, > 100h durability



## Goals:

## High-Value (HV) devices

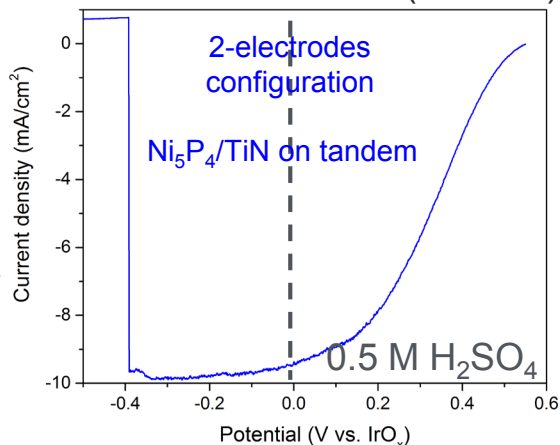

Goal: ~10% STH, > 100h durability



## Accomplishments in BP1

Successful TF integration of  $Ni_5P_4/TiN$  on  $GaInP$

STH = 11.5%  
> 120 h duration (half-cell)



## Focus of BP2

### HP devices

- STH >12% by 2<sup>nd</sup> GEN upright tandem + window layer
- Extend the tandem device stability > 2days

### HV devices

- Demonstrate half-cell performance with perovskites absorbers & eCATs.





# Novel Chalcopyrites for Advanced Photoelectrochemical Water-Splitting

University of Hawaii


#P162

## Project Vision

Strengthen **theory, synthesis and advanced characterization “feedback loop”** to accelerate the development of efficient materials for H<sub>2</sub> production.

## Project Goal

Develop innovative technologies to synthesize and integrate chalcopyrites into efficient and low-cost PEC devices.



Addressing materials **efficiency, durability & integration** barriers through multi-disciplinary research.



N. Gaillard  
(Device integration)



T. Ogitsu  
(Theory)



C. Heske  
(Spectroscopy)



J. Cooper  
(Carrier dynamics)




T. Jaramillo  
(Catalysis/Corrosion)



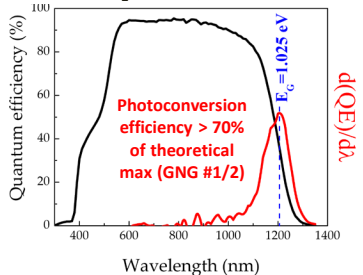
K. Zu (absorbers)  
A. Zakutayev (junctions)  
T. Deutsch (benchmarking)

## Accomplishments in BP1

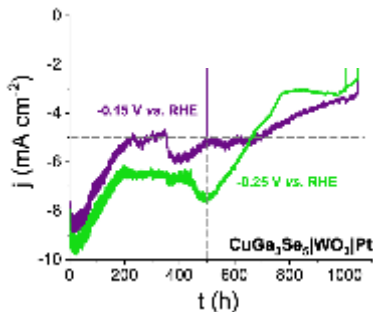
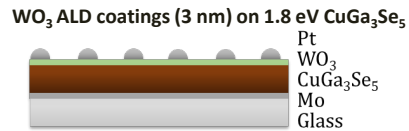
### 1) Materials efficiency/cost barriers



Printable CuInSe<sub>2</sub> with high conversion efficiency



### 2) Materials durability barrier

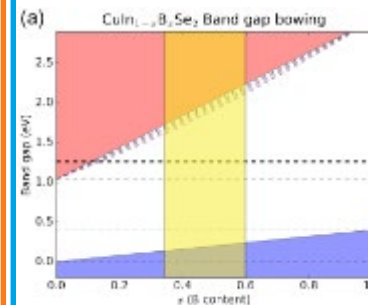


## Focus of BP2

### 1) Materials efficiency/cost barriers


Expand printable CuInSe<sub>2</sub> baseline process to novel wide bandgap chalcopyrites  
e.g. Cu(In,B)Se<sub>2</sub> with 40-60% B content  
Cu(In,Al)Se<sub>2</sub> with 20-40% Al content

Theoretical prediction of Cu(In,B)Se<sub>2</sub> bandgap as a function of boron content



### 2) Materials integration barrier

Demonstrate chalcopyrite-based tandem device integration with exfoliation/transfer techniques







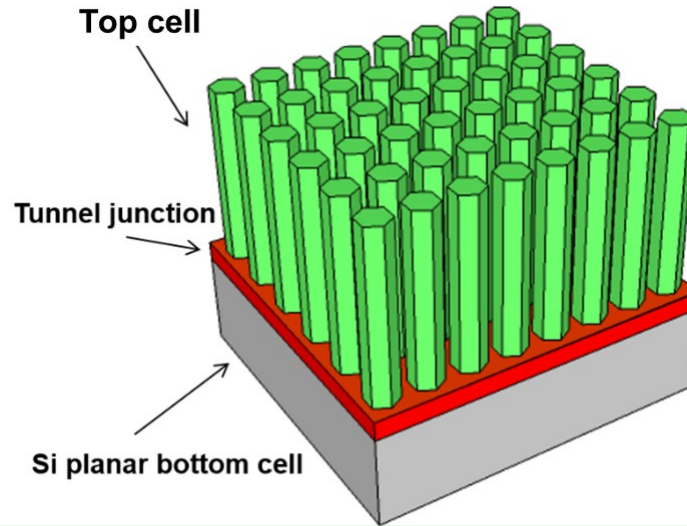
# Monolithically Integrated Thin-Film/Si Tandem Photoelectrodes

University of Michigan

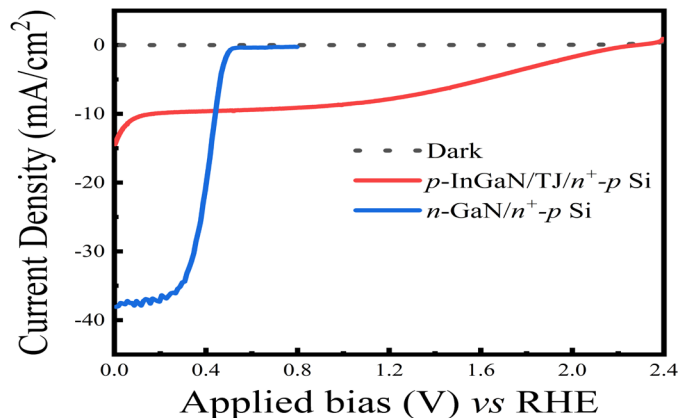
#P163

**Goal:** Develop Si-based low cost tandem photoelectrodes to achieve high efficiency (>15%) and stable (>1,000 hrs) water splitting systems

**Approach:** (i) The use of Si and GaN, the two most produced semiconductors, for scalable, low cost manufacturing; (ii) The incorporation of nanowire tunnel junction for high efficiency operation; (iii) The discovery of N-rich GaN surfaces to protect against photocorrosion and oxidation



## Accomplishments in BP1



First demonstration of functional Si/InGaN tandem photoelectrode

## Focus of BP2

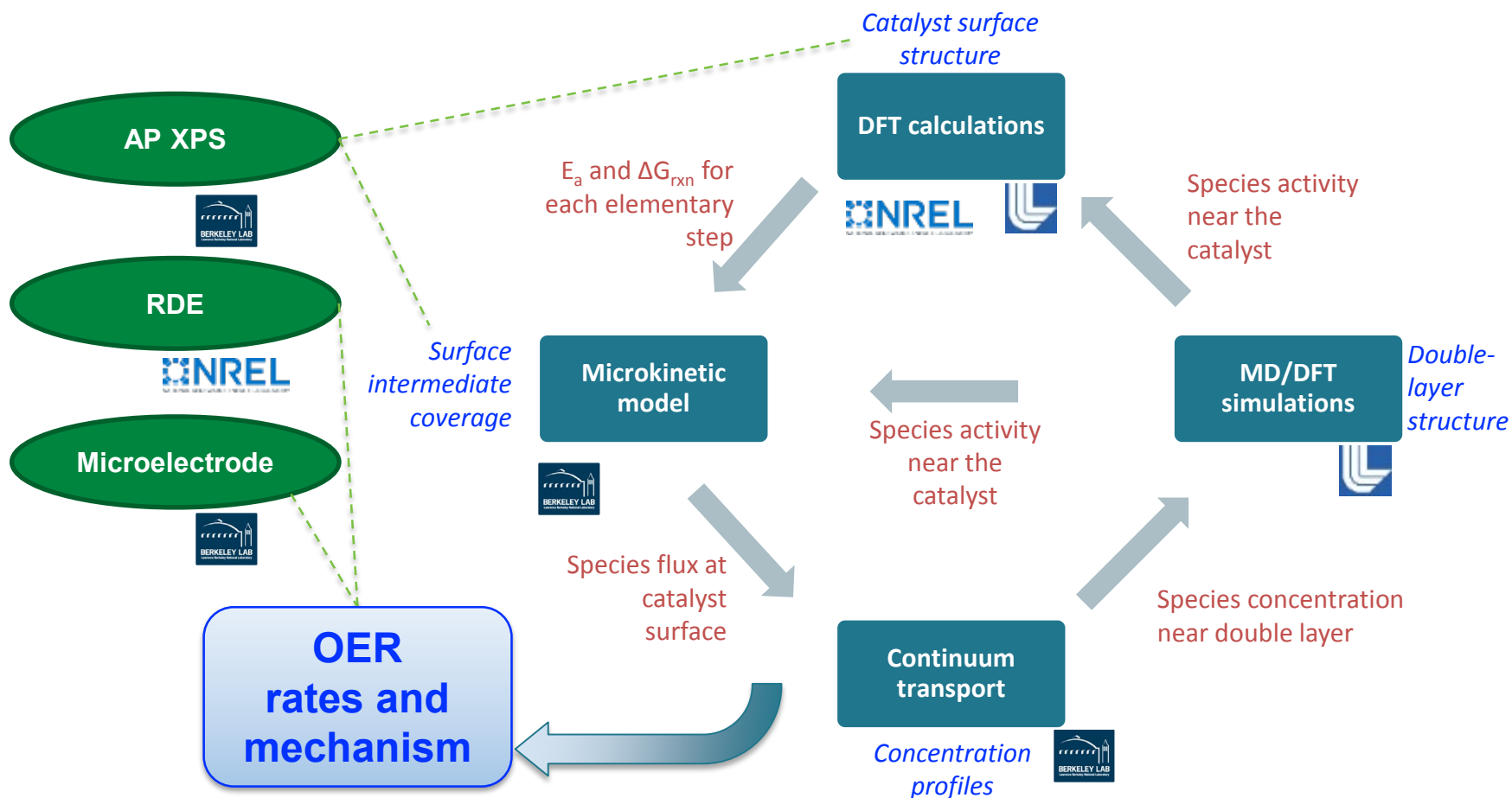
Design, modeling, epitaxy/ synthesis, testing, and spectroscopic and kinetic studies of InGaN/Si double-junction photoelectrodes:

- Achieve Si-based low cost PEC water splitting device with STH >10%
- Achieve stable operation >500 hrs by using N-rich GaN self-protection



# OER Supernode: Approach (utilize 6 nodes)

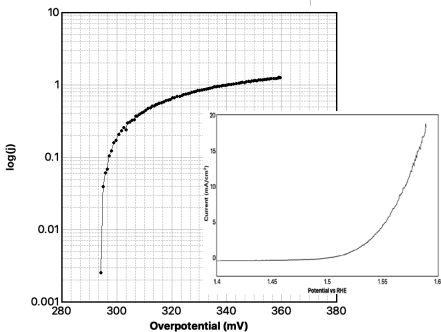
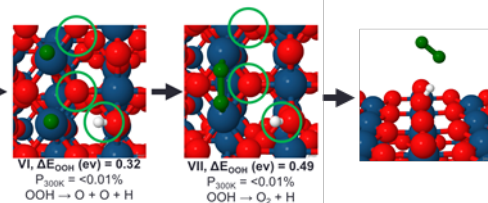
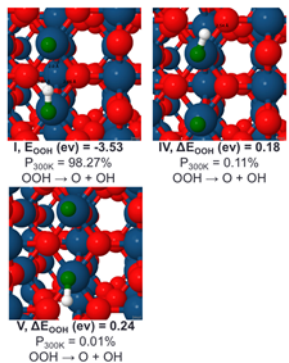
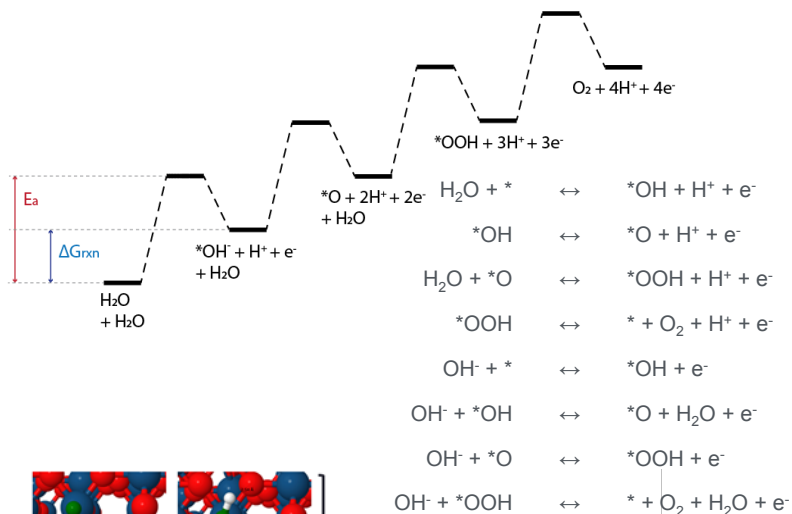
**Goal:** Validated multiscale modeling to understand OER across pH scale using a modeling framework on  $\text{IrO}_2$  informed and validated by experiments





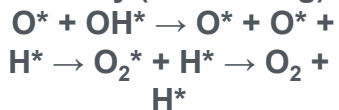
# OER Supernode: Results

## Acid mechanism

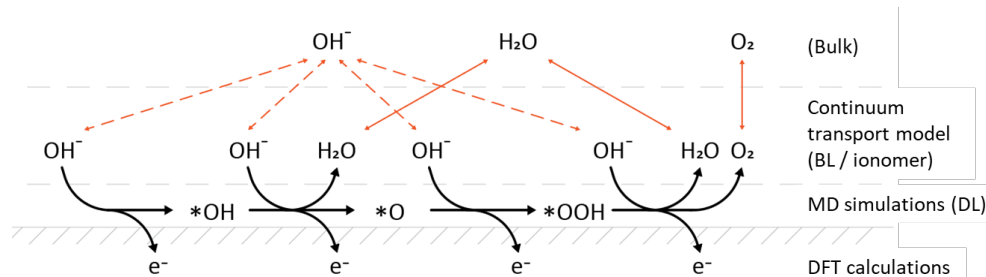


### Co-adsorption

Pathway (calculating):



## Alkaline mechanism



## Accomplishments:

- Developed methodology and intersections between the mathematical models
- Transfer of surface states and topology in vacuum to solvent simulation
- Transfer of energy barriers to microkinetics
- Microkinetics incorporated into continuum transport simulations
- Established ab-initio computational spectroscopy methods and experiments to validate theoretical structural models
- Initial measurements of kinetic rates and surface species on  $\text{IrO}_2$



# OER Supernode: Future Work

- Experiments on  $\text{IrO}_2$ 
  - Measure OER kinetics in alkaline, acid, and neutral (buffer) solutions using RDE
  - Measure OER kinetics with alkaline and acid ionomers in microelectrode setup
  - Measure and quantify surface species using ambient-pressure XPS and concomitant modeling
- Calculations
  - Calculate free-energy barriers and reaction mechanisms as a function of
    - Applied potential
    - Electrolyte composition
    - Species concentration
    - Surface coverage
  - Estimate the effect of pH variation and/or bias potential on the OER reaction pathways
  - Examine possibility of site-exchange for OER on  $\text{IrO}_2$
- Incorporate the knowledge gained in the multiscale modeling framework and compare to experimental data






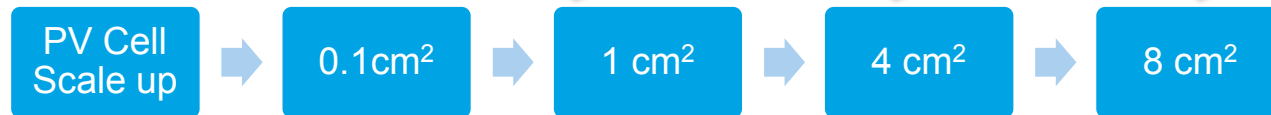
# PEC Supernode Approach

*Goal: Understand integration issues and emergent degradation mechanisms of PEC devices at relevant scale, and demonstrate an integrated and durable 50 cm<sup>2</sup> PEC panel.*

**LBL**



**NREL**



**Benchmarking**

**In situ degradation and characterization**

**Emerging Degradation Pathways**

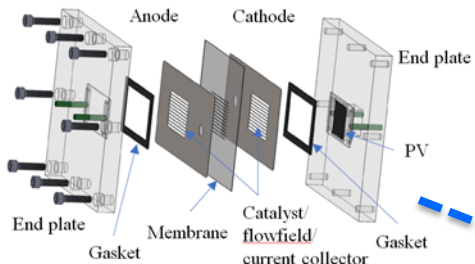
**Modeling**



# PEC Supernode: Results

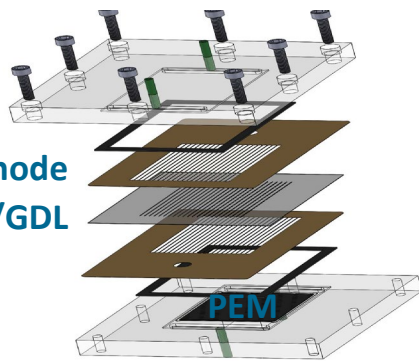
## Scale up of LBNL PEC Devices

### 1 cm<sup>2</sup> PEC



### 4 cm<sup>2</sup> PEC


Anode  
Flowfield/GDL



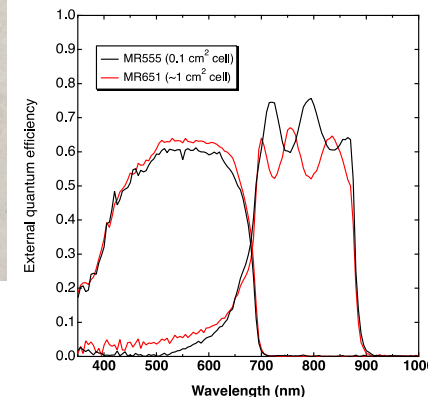
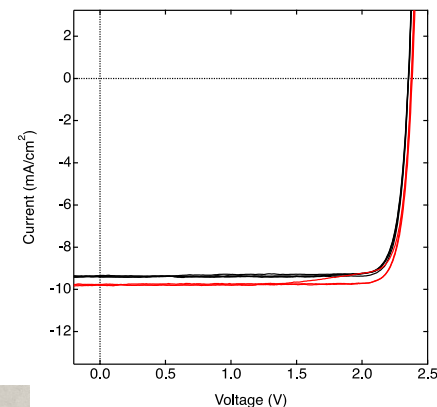

Cathode  
Flowfield/GDL

## Scale up of NREL PV/PEC Cells

### 0.1 cm<sup>2</sup> PV

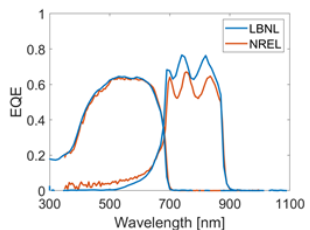


### 1 cm<sup>2</sup> PV



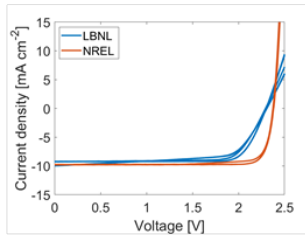
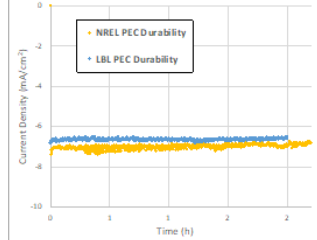
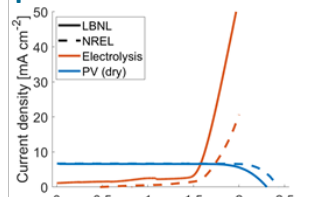
## Benchmarking PV/PEC Performance

### NREL 1cm<sup>2</sup> PV



### LBNL 1cm<sup>2</sup> PEC

### Vapor Cell with commercial PV



## Accomplishments:

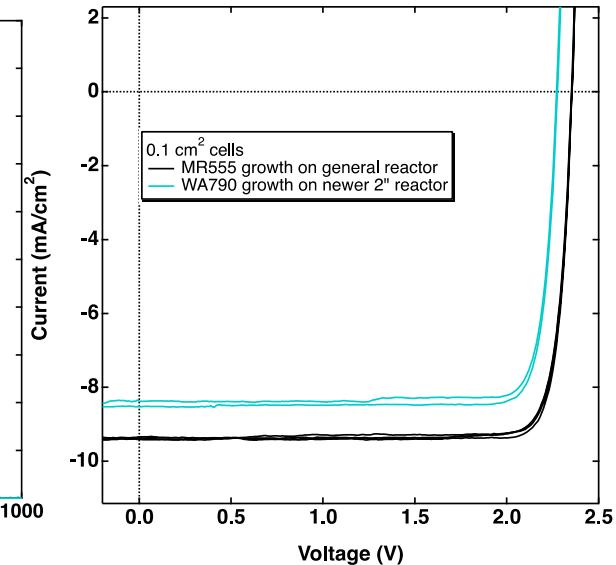
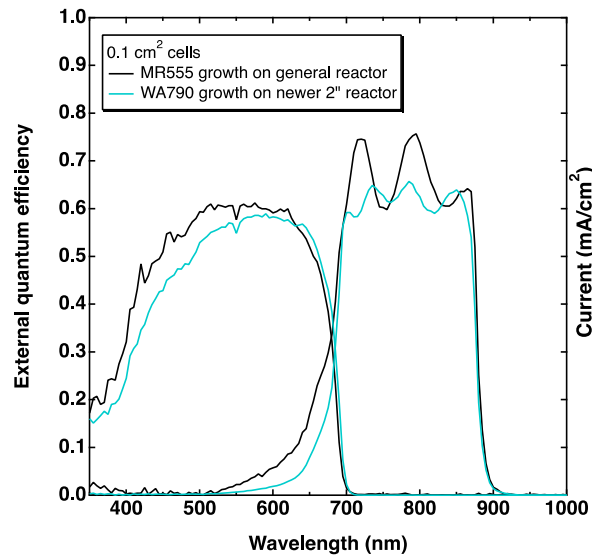
- Benchmarking PV and PEC cell performance between Labs
- PV fabrication scale up from 0.1 to 1cm<sup>2</sup>
- PEC vapor cell scale up from 1 to 4 cm<sup>2</sup>



# PEC Supernode: Future Work

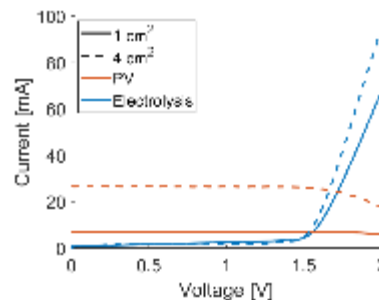

## PV scale up

- Developing GaInP/GaAs growths on a newer 2" reactor
  - GaInP quality not quite as good yet, but we are making progress
- In the process of testing the uniformity of the IV curves for tandems over a 2" wafer
- Upcoming plans to make processing masks for 4 cm<sup>2</sup> and 8 cm<sup>2</sup> devices
- Characterize freshly prepared PVs and after PEC testing



## PEC scale up

- Continue scale up and evaluation of 4 cm<sup>2</sup> vapor and liquid PEC cells
- Translate to 8 cm<sup>2</sup> PEC cells
- Benchmark performance and durability with NREL
- On sun and diurnal testing



## Degradation and Modeling

- Integrate in situ durability testing via ICPMS
- Visualization of gas and liquid water bubble formation in vapor/liquid cells and feed modeling effort
- Model emergent degradation mechanisms and define cell geometries



## Engagement with 2B Team

- Collaboration with 2B Team Benchmarking Project
- All HydroGEN PEC node capabilities were assessed for AWS technology relevance and readiness level
- PEC data metadata definitions exchanged
- PEC questionnaire responses collated and disseminated
  - Defining: baseline materials sets, test cells, testing conditions
  - Published on the DataHub
- 2B working groups and annual meeting





## Future Work

- Leverage HydroGEN Nodes at the labs to enable successful budget period 2 activities
  - Increased durability and lifetime
  - Decrease cost
- Conduct case studies and integrated research in 2 supernodes
  - PEC scaleup and integration
  - OER multiscale modeling
- Enable and work with possible new seedling projects
- Work with the 2B team and PEC working group to further establish testing protocols and benchmarks
- Utilize data hub for increased communication, collaboration, generalized learnings, and making digital data public
- Leverage community resources



## Summary

- Supporting 4 FOA projects with 13 nodes and 11 PIs
  - Synthesis, benchmarking, modeling, characterization
  - 100s of files on the data hub and numerous exchanged samples
  - Personnel exchange of postdocs, students, and PIs to the labs
- Working closely with the project participants to advance knowledge and utilize capabilities and the data hub
- Projects demonstrate improvements in durable, less expensive materials with high performance and improved durability
- Future work will include continuing to enable the projects technical progress and develop & utilize lab core capabilities
- Supernode research underway to integrate nodes and systematic exploration of critical PEC-related questions

# Acknowledgements



Energy Materials Network  
U.S. Department of Energy



**HydroGEN**  
Advanced Water Splitting Materials

## Authors

Adam Weber  
Todd Deutsch  
Nemanja Danilovic  
Huyen Dinh

## PEC Project Leads

Eric Garfunkel  
Tom Jaramillo  
Nicolas Gaillard  
Zetian Mi

## Research Teams



RUTGERS



# Acknowledgements



Energy Materials Network  
U.S. Department of Energy

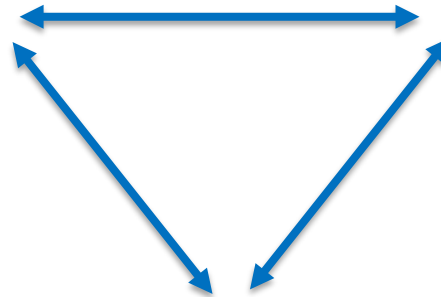


HydroGEN  
Advanced Water Splitting Materials

## PEC Supernode Team



Todd Deutsch  
James Young  
Myles Steiner  
Dan Friedman



Adam Weber  
Frances Houle  
Nemanja Danilovic  
Francesca Toma  
Tobias Kistler  
Guosong Zeng

Lien-Chung Weng  
David Larson  
Jefferey Beeman

### Best Practices in Materials Characterization

PI: Kathy Ayers, Proton OnSite (LTE)  
Co-PIs: Ellen B. Stechel, ASU (STCH);  
Olga Marina, PNNL (HTE);  
**CX Xiang, Caltech (PEC)**





# Acknowledgements



Energy Materials Network  
U.S. Department of Energy



HydroGEN  
Advanced Water Splitting Materials

## OER Supernode Team



Adam Weber  
Nemanja Danilovic  
Lien-Chung Weng

Ethan Crumlin  
David Prendergast



Ross Larsen  
Mai-Anh Ha  
Shaun Alia



Tadashi Ogitsu  
Brandon Wood  
Tuan Anh Pham

