

# Hydrogen Materials Advanced Research Consortium (HyMARC): Sandia Technical Effort

Mark Allendorf (PI), Vitalie Stavila (Presenter), James White, Chun-Shang Wong, Andreas Schneemann, Annabelle Benin, Pavithra Wijeratne, Lennie Klebanoff, Robert Kolasinski, Farid El Gabaly, Catalin Spataru, Xiaowang Zhou

*Sandia National Laboratories, Livermore, CA, USA*

Annual Merit Review Meeting, Crystal City, VA – May 1, 2019

*Enabling twice the energy density for hydrogen storage*



## *Timeline*

- Phase 1: 10/1/2015 to 9/30/2018
- Phase 2: 10/1/2018 to 9/30/2022

## *SNL R&D Budget*

- FY18 Phase 1 Funding: \$895,000
- FY18 Phase 2 Funding: \$783,890
- FY19 Phase 2 Funding: \$450,000\*

\*Received as of 3/31/19

## *Barriers*

- Lack of Understanding of Hydrogen Physisorption and Chemisorption (Barrier O)
- System Weight & Volume (Barrier A)
- Cost, Efficiency, Durability (Barrier F)
- Charging/Discharging Rates (Barrier E)

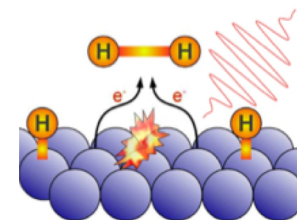


## *Core Team*



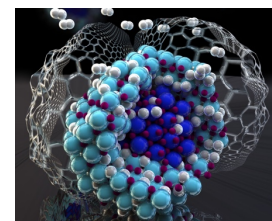
## Identifying and addressing foundational knowledge gaps

- ⇒ Understanding the physical and chemical influences that can **improve thermodynamics of sorbents and complex metal hydrides**
- ⇒ Elucidated **surface/interface phenomena in complex metal hydrides** that impact H<sub>2</sub> storage
- ⇒ Identified species critical to **hydrogen transport through surfaces and interfaces**
- ⇒ Probed the underlying **mechanisms for additive effects on kinetics**



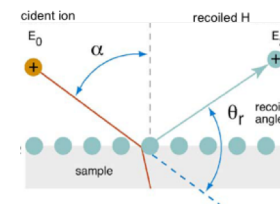
## Discovery of new material concepts for hydrogen storage

- ⇒ **Mitigated intermediate formation** in hydrogen storage reactions through doping and nanostructuring
- ⇒ Demonstrated **molecularly dispersed metal borohydride species**
- ⇒ Applied **SNL multiscale codes to discover new materials** and new mechanisms of storing hydrogen, provide input for database development
- ⇒ Developed catalysts for low-temperature, **carbon-neutral hydrogen generation**




## Development of new capabilities

- ⇒ Developed techniques to **detect and monitor hydrogen on surfaces**
- ⇒ Coupled X-ray spectroscopy with spectral theory to **probe electronic structure**



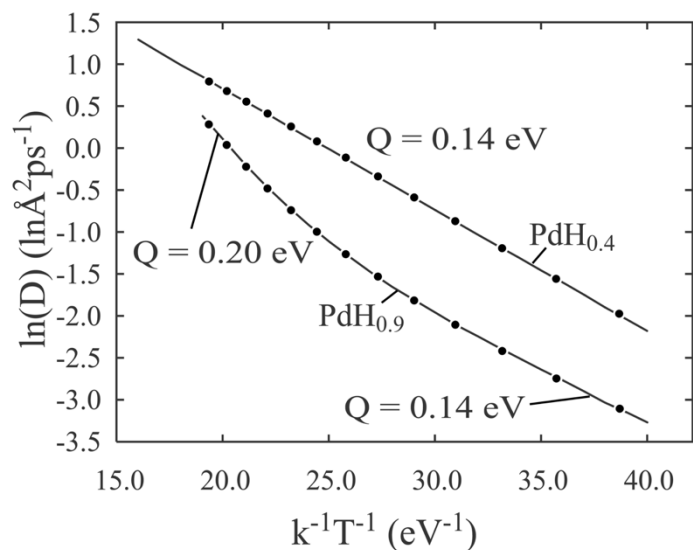
## Seedling interactions and validation

- ⇒ Collaborated with seedling projects to **assess novel materials concepts for hydrogen storage**



# Phase 1 Accomplishments: Established MD modeling framework to predict hydrogen transport


## Accurate Model of H Diffusion in Pd



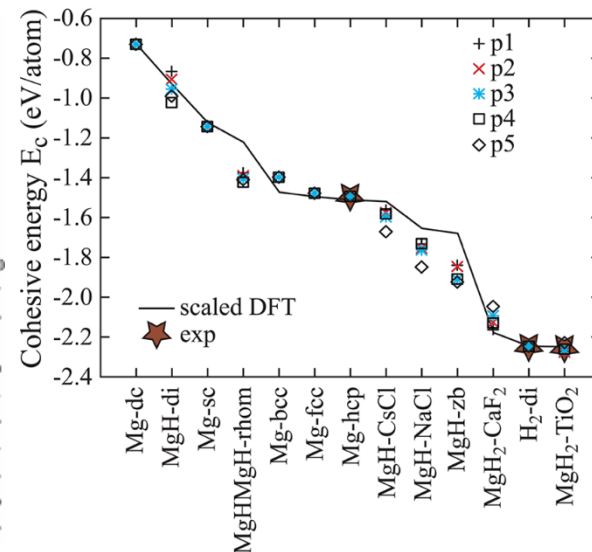
Approach validated with experiments on palladium hydride

## Developed Reliable Mg-H Force Field

### MgH<sub>2</sub>/Mg interface



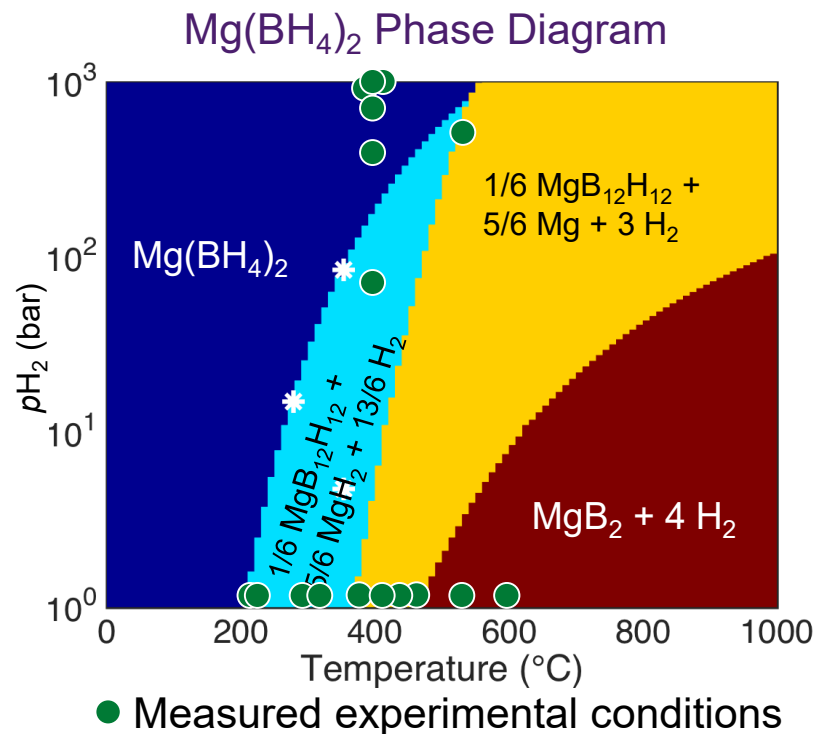
### Energy trends



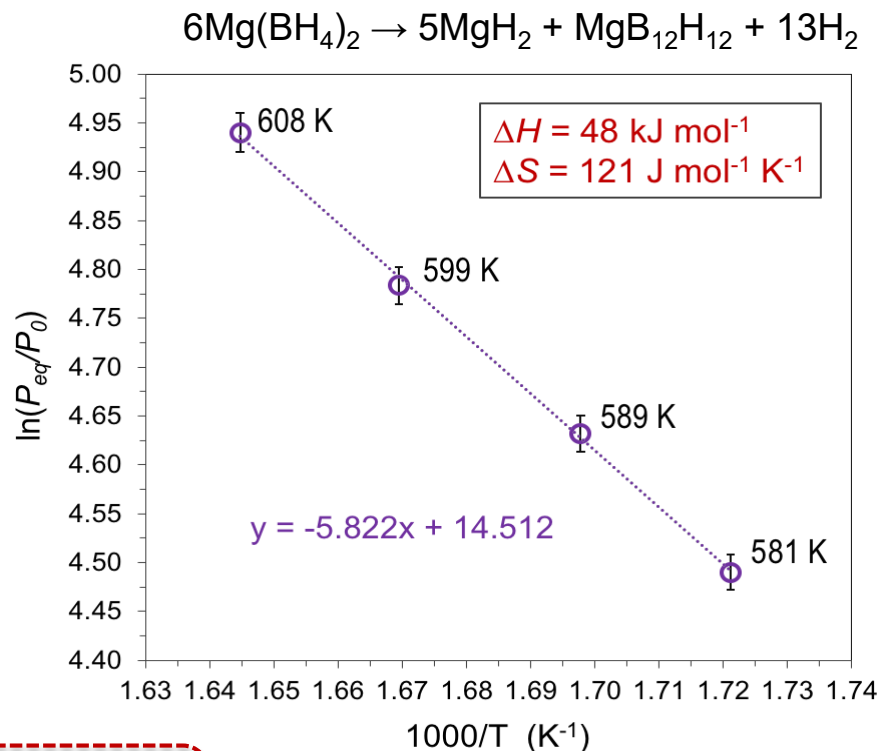
- ❑ H diffusion in Al: X.W. Zhou, F. El Gabaly, V. Stavila, M.D. Allendorf, *J. Phys. Chem. C*, **2016**, 120, 7500.
- ❑ H diffusion in bulk Pd: X.W. Zhou, T.W. Heo, B.C. Wood, V. Stavila, S. Kang, M.D. Allendorf, *Scripta Mater*, **2018**, 149, 103.
- ❑ PdH<sub>x</sub> bulk: X.W. Zhou, T.W. Heo, B.C. Wood, V. Stavila, S. Kang, M.D. Allendorf, *MRS Adv.*, **2017**, 2, 3341;  
X.W. Zhou, T.W. Heo, B.C. Wood, V. Stavila, S. Kang, M.D. Allendorf, *J. Appl. Phys.*, **2018**, 123, 225105.
- ❑ Mg-H force field: X.W. Zhou, S. Kang, T.W. Heo, B.C. Wood, V. Stavila, M.D. Allendorf, *ChemPhysChem*, **2019**, 20, 1.

⇒ Sandia Molecular Dynamics modeling tools provide activation barriers and pathways as input to kinetic hydrogen transport models developed at LLNL.

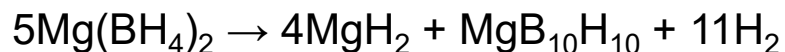
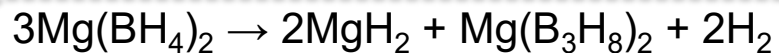
# Phase 1 Accomplishments: Experimental/theory phase diagram for bulk $\text{Mg}(\text{BH}_4)_2$




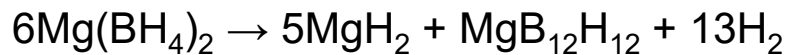
## Direct van't Hoff measurements, $\text{Mg}(\text{BH}_4)_2$



Kinetic products



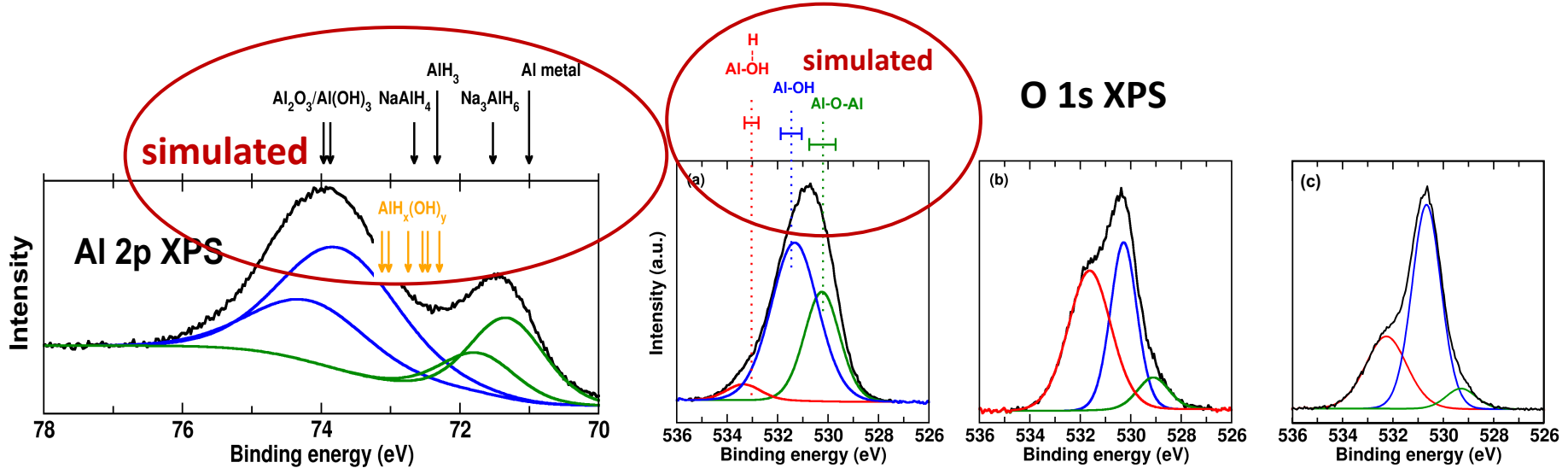
Thermodynamic products



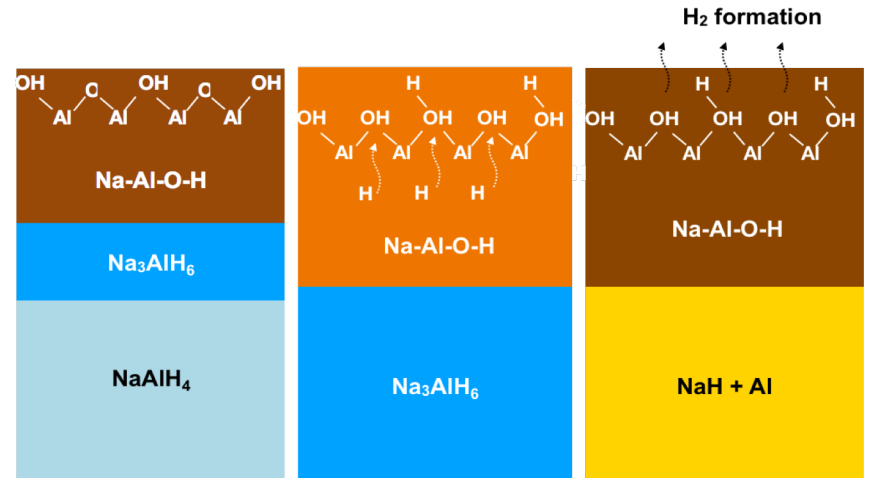
Accurate experimental  $\Delta H$  and  $\Delta S$  values obtained for initial dehydrogenation of magnesium borohydride; values consistent with HyMARC theory predictions

# Phase 1 Accomplishments: $\text{NaAlH}_4$ surface chemistry understood using tools that probe surface composition

*Novel approach mixes ab-initio MD with XPS simulations via LLNL/LBNL collaboration to interpret SNL AP-XPS and obtain a reliable picture of how surface chemistry evolves*



- Simulated XPS spectra show that past work has incorrectly assigned chemical species, which do not always follow formal oxidation state!
- Near-surface region chemistry involves oxide film on  $\text{Na}_3\text{AlH}_6$ , which evolves as hydrogen enriches and then depletes during dehydrogenation
- Surface hydroxides serve as low-barrier sites for H-H combination and  $\text{H}_2$  release



Reaction progress

# Coordination and Collaboration:

## Sandia collaborates with Phase 2 seedling projects

### The Sandia HyMARC team assists the H<sub>2</sub> storage community with:

- ⇒ Technical expertise concerning specific scientific problems
- ⇒ Provides well-characterized sorbents and hydrides for joint studies
- ⇒ Access to HyMARC modeling and experimental capabilities

*As of 03/31/2019, Sandia has performed high-pressure hydrogenations on ≈110 samples from the US and international collaborators*



### Sandia is providing support to seedling projects:

- **Development of Magnesium Boride Etherates as Hydrogen Storage Materials** (U. Hawaii)
  - Explored jointly instability in MgB<sub>2</sub> boron sheets
  - High-pressure hydrogenation, XRD, and FTIR performed for > 60 samples
  - Joint paper accepted in *ChemPhysChem*
- **Electrolyte-Assisted Hydrogen Storage Reactions** (LiOx Power and HRL Labs)
  - High-P experiments and sample characterization
  - Joint paper on eutectics published in *J. Phys. Chem. C*
- **Atomic-Layer Deposition Synthesis of Nanostructured Metal Borohydrides** (NREL)
  - Mg(BH<sub>4</sub>)<sub>2</sub> nanoparticle samples sent to NREL for ALD coating
- **Optimized Hydrogen Adsorbents via Machine Learning & Crystal Engineering** (U. Mich.)
  - Crystal engineering of Open Metal Sites in Metal-Organic Frameworks



UNIVERSITY  
of HAWAII  
MĀNOA



## **Task 1-Sorbents:**

- 1.C Optimizing Sorbent Packing
- 1.F Nanoscale Defects in Sorbents (to begin in FY20)

## **Task 2-Metal Hydrides:**

- 2.A Thermodynamics of Hydrogen Storage Reactions
- 2.B Solid Interfaces and Surfaces
- 2.C Activation of Bonds in Hydride Materials to Improve Kinetics (e.g., B-B, B-H)
- 2.D Nanoscaling to Improve Thermodynamics and Kinetics
- 2.E Microstructural Impacts of Complex Metal Hydride Reactions
- 2.F Machine Learning and Data Science

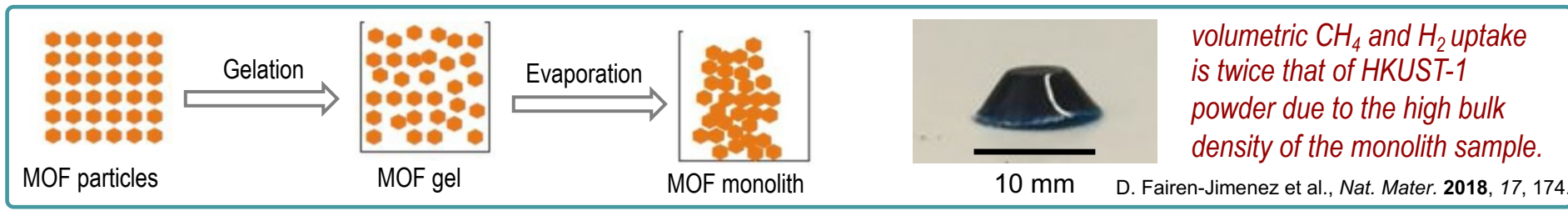
## **Task 3-Hydrogen Carriers:**

- 3.B Aqueous Organic Carriers
- 3.C Eutectic Systems as Hydrogen Carriers

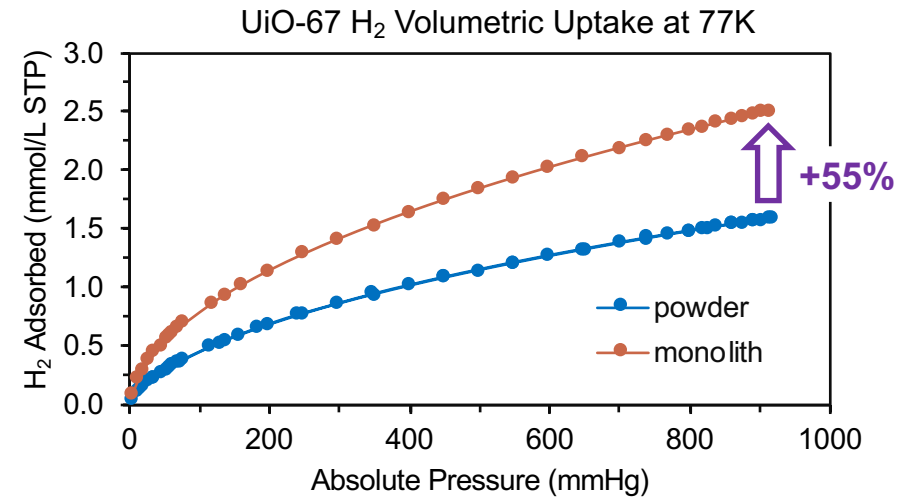

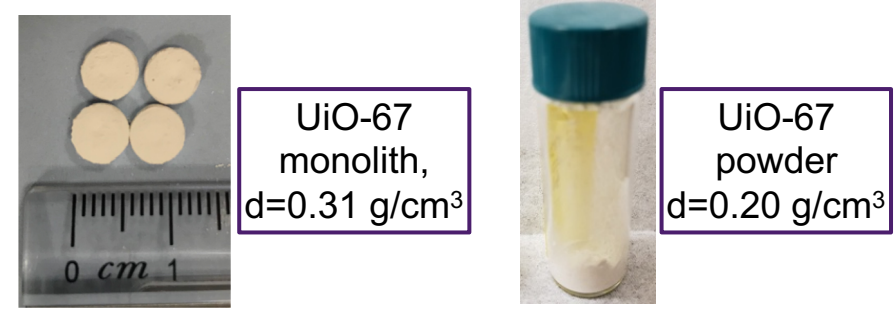
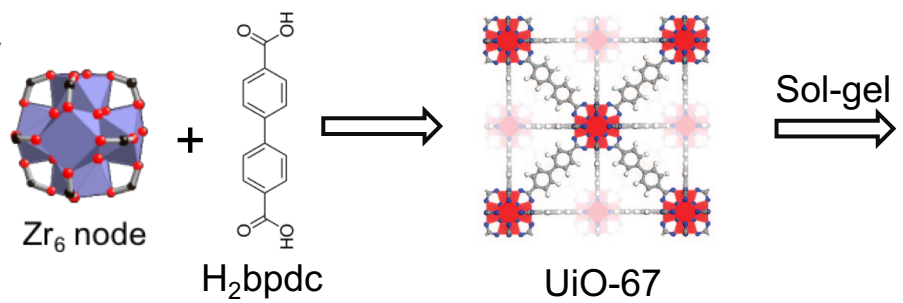


# Sorbents: 1.C. Optimizing sorbent packing

## Synthesis of high-density MOF monoliths



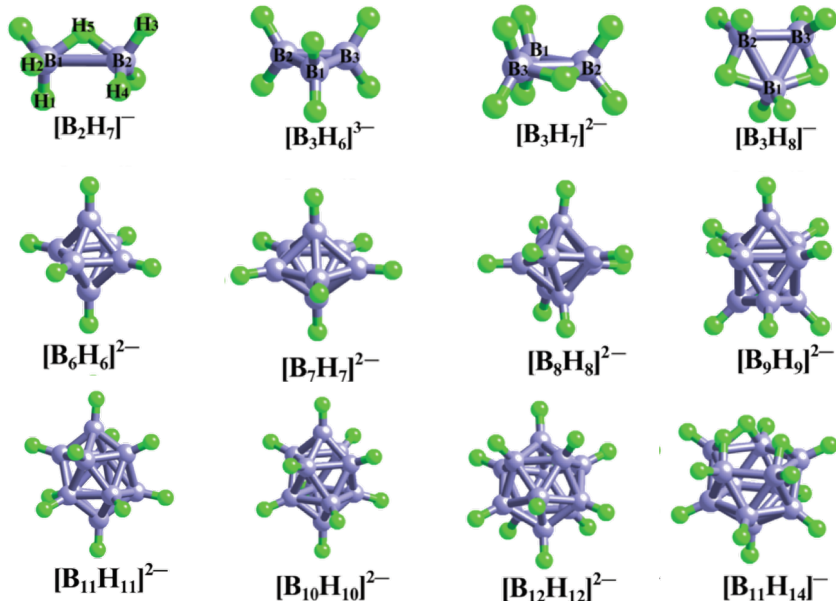
volumetric CH<sub>4</sub> and H<sub>2</sub> uptake is twice that of HKUST-1 powder due to the high bulk density of the monolith sample.



- ⇒ Used established methodology to synthesize UiO-66-NDC and UiO-67 monoliths
- ⇒ Found >50% increase in volumetric H<sub>2</sub> uptake in monolith compared to UiO-67 powder

# Approach: Molecular dynamics simulations of hydride multicomponent systems

## Arachno-, Nido- and Closo-Borates



Overcoming the complexity arising from dynamic behavior of a large number of interacting molecules and species.

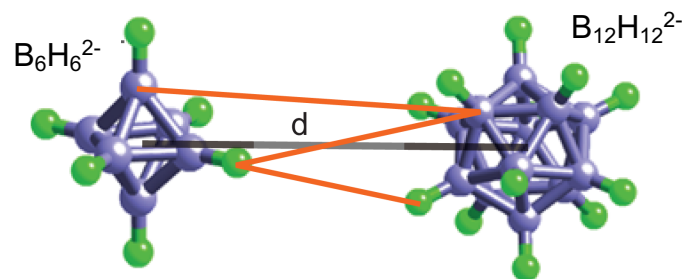
- Too many atoms for *ab-initio* DFT calculations.
- Use DFT to develop accurate intermolecular potentials.
- Then, use MD to predict phase interaction energies.

⇒ The objective is to develop accurate phase energetics and pathways to predict the thermodynamics and kinetics of multicomponent hydrogen storage reactions.

## DFT derived potentials

- Predict interaction energies between reactants and newly formed products
- The MD simulations capture the molecular nature of the solids involved
- In molecular dynamics simulations, species are distinguished by combination of molecules and atoms, not just atoms

### Capture molecular and ionic forces



Initial stage of hydrogen desorption:



- ✓ Completed DFT training sets on relevant species:  $\text{H}_2$ ,  $\text{Mg}^{2+}$ ,  $\text{MgH}_2$ ,  $\text{BH}_4^-$ ,  $\text{B}_{12}\text{H}_{12}^{2-}$  (> 700 cases)
- ✓ Completed force field parameterization software
- ✓ Fitted Mg-Mg, Mg- $\text{H}_2$ ,  $\text{H}_2$ - $\text{H}_2$ , Mg- $\text{MgH}_2$ ,  $\text{MgH}_2$ - $\text{MgH}_2$ , Mg- $\text{BH}_4$ ,  $\text{BH}_4$ - $\text{BH}_4$ , Mg- $\text{B}_{12}\text{H}_{12}$ ,  $\text{B}_{12}\text{H}_{12}$ - $\text{B}_{12}\text{H}_{12}$ , interactions

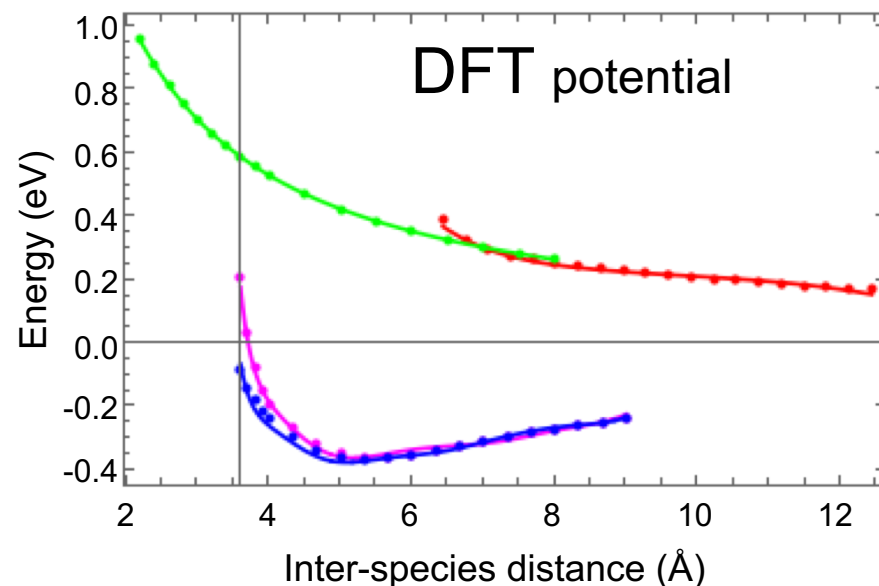
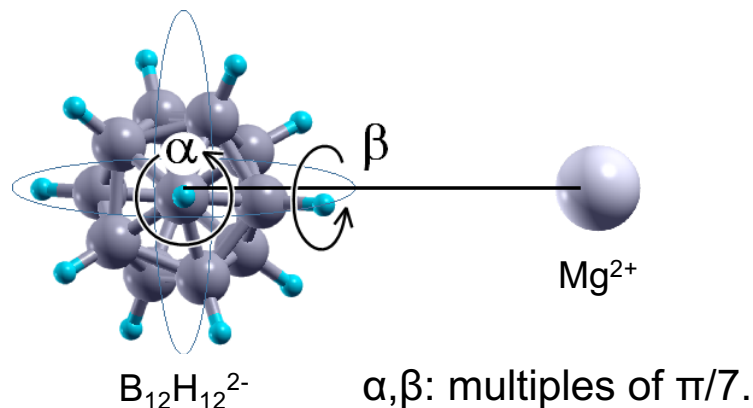
—  $\text{B}_{12}\text{H}_{12}$ -Mg;  $\alpha = 0.^\circ$ ,  $\beta = 0.^\circ$

—  $\text{B}_{12}\text{H}_{12}$ -Mg;  $\alpha = 257.15^\circ$ ,  $\beta = 205.72^\circ$

—  $\text{B}_{12}\text{H}_{12}$ - $\text{B}_{12}\text{H}_{12}$ ;  $\alpha = 0.^\circ$ ,  $\beta = 0.^\circ$

— Mg-Mg;  $\alpha = 0.^\circ$ ,  $\beta = 0.^\circ$

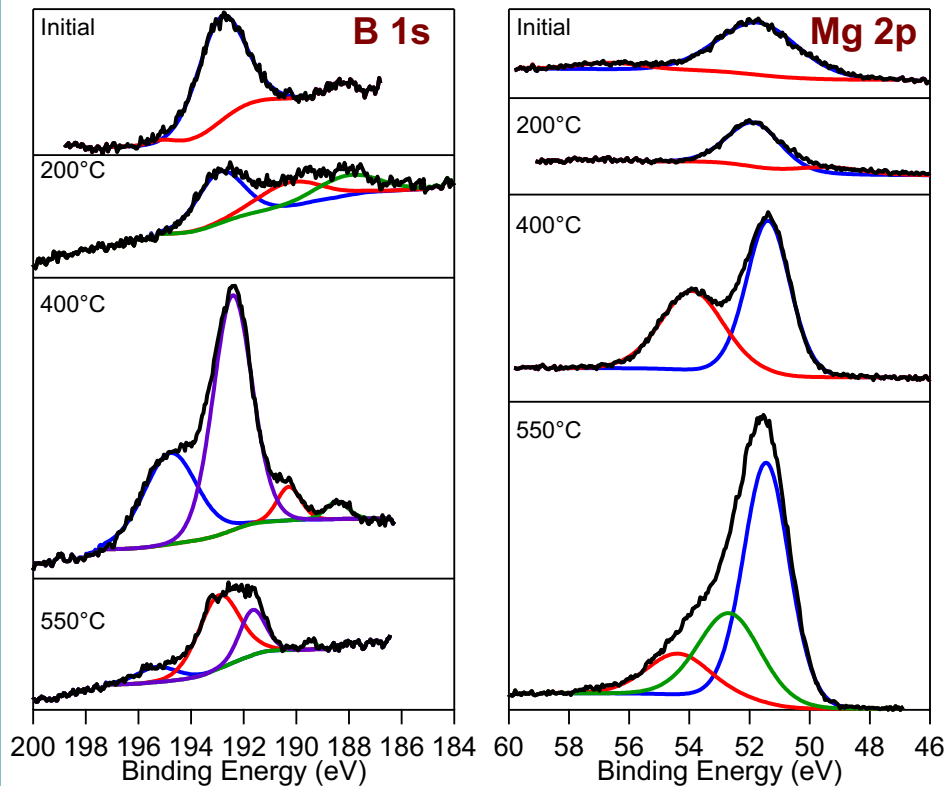
### Rotation-dependent molecular interactions



⇒ The predicted DFT potentials will allow MD simulations of the thermodynamics and kinetics of multicomponent boron-based hydrogen storage materials.

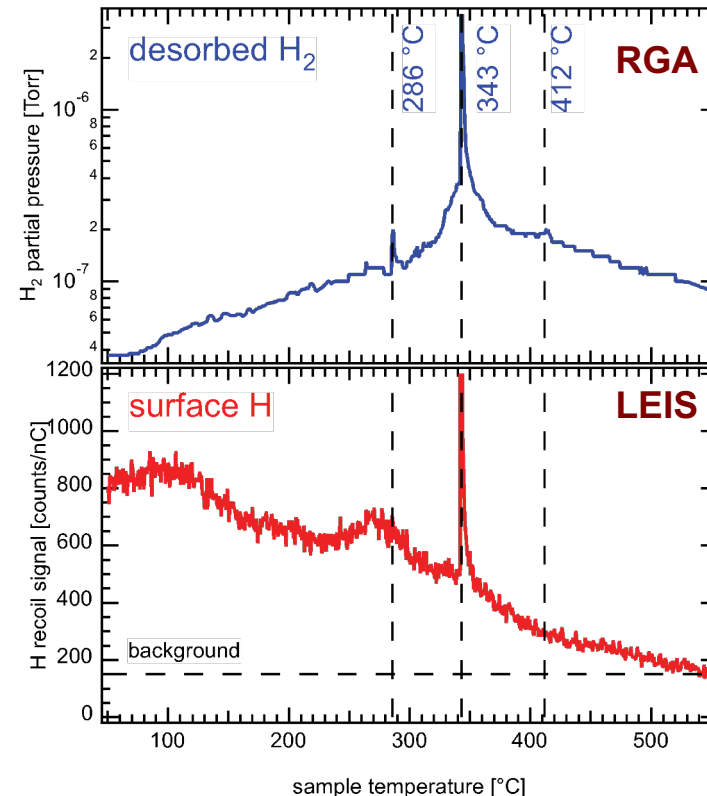


### XPS data



- Concentration of boron species elevated at near peak desorption
- Magnesium segregates to surface – implications for reversibility upon full desorption

### RGA and LEIS data



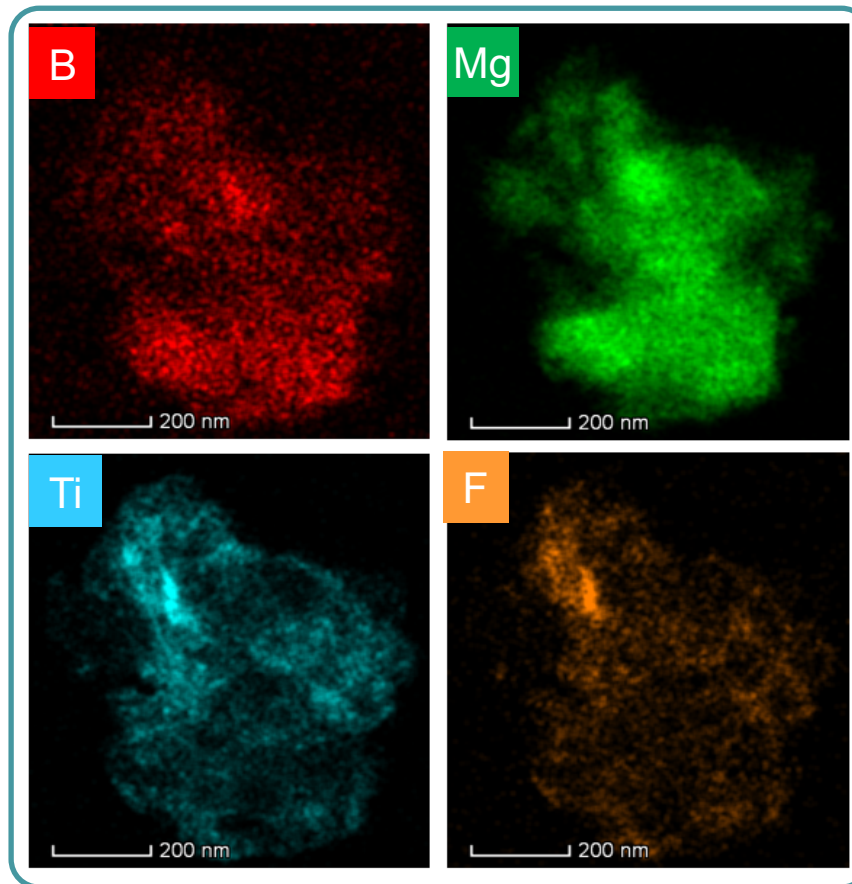
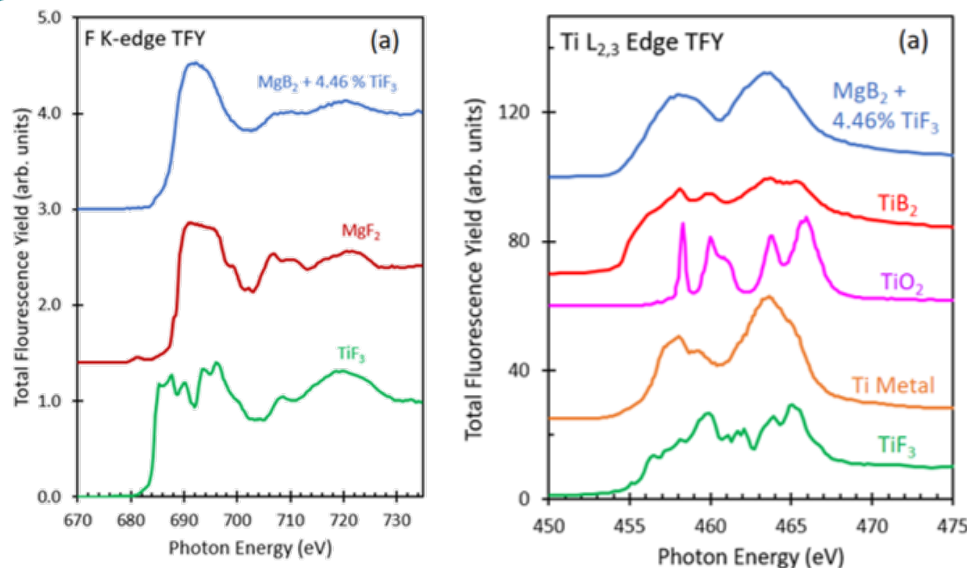
- 2 keV  $\text{Ne}^+$  scattering parameters optimized for H detection (less sensitive for O, B)
- H, Mg, and 2 background channels monitored to provide absolute peak height

⇒ Demonstrated that XPS, LEIS, and RGA can track hydrogen transport to the surface and subsequent desorption during  $\text{Mg}(\text{BH}_4)_2$  dehydrogenation reaction

# Accomplishments: 2.C Activation of bonds in hydrides

## Combining XAS and TEM to understand additive reactions

TiF<sub>3</sub> is a promising additive for metal borohydrides, yet its role in hydrogenation of MgB<sub>2</sub> is unknown. We found that in the ≈5mol%TiF<sub>3</sub>/MgB<sub>2</sub> additive system TiF<sub>3</sub> fully reacts with MgB<sub>2</sub>:


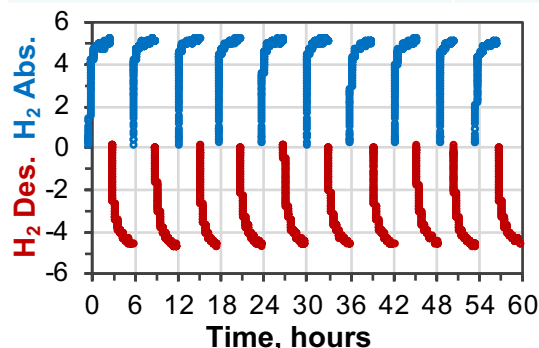


- ⇒ XAS reveals the formation of MgF<sub>2</sub> and metallic Ti with no evidence of titanium boride.
- ⇒ TEM shows that Ti and F are spread throughout the MgB<sub>2</sub> material. The fluorine is generally spatially associated with the titanium species.

# Accomplishments: 2.D Nanoscale Metal Hydrides

## Engineering requirements for nanoscale hydrides

Design Parameters	Ti-NaAlH <sub>4</sub>	bulk-Li <sub>3</sub> N	KH-6nm-Li <sub>3</sub> N
Reversible capacity, wt%	4.5	8.2	<b>5.4</b>
Thermal cond., W m <sup>-1</sup> K <sup>-1</sup>	9.0	1.0	<b>9.6</b>
Density of hydride bed, kg m <sup>-3</sup>	720	710	<b>760</b>
Total system mass, kg	329	312	<b>252</b>
Total hydride mass, kg	164	112	<b>116</b>
Tank outer diameter, m	0.47	0.46	<b>0.45</b>
Tank length, m	2.23	2.21	<b>2.19</b>
System volume, m <sup>3</sup>	0.310	0.256	<b>0.227</b>
% 2025 Gravimetric Target	31	33	<b>40</b>
% 2025 Volumetric Target	45	55	<b>62</b>

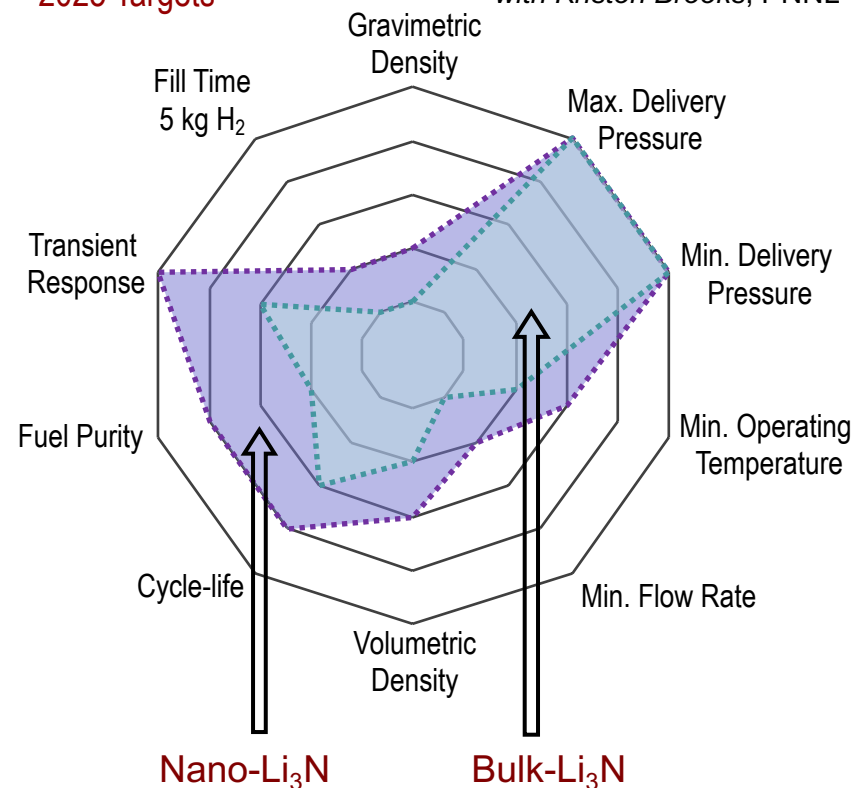


MHFE-SAH tank design

### MHFE model on Li<sub>3</sub>N@6nm-Carbon

2025 Targets

with Kriston Brooks, PNNL

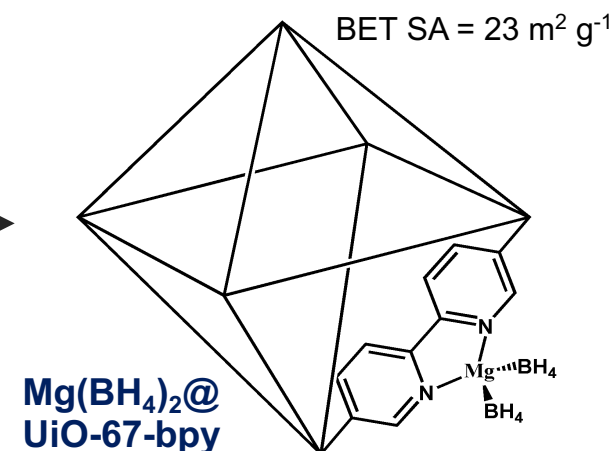
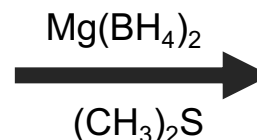
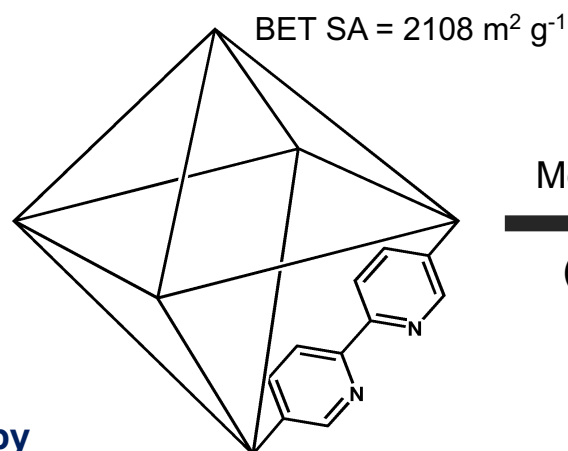
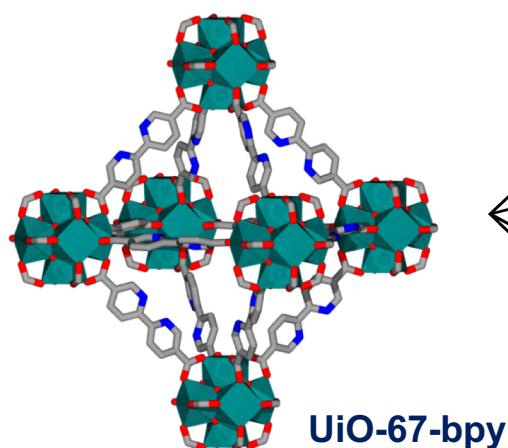


For additional details, see ST128a

⇒ Used HSECoE Metal Hydride Finite Element model to reveal non-intuitive tradeoffs and benefits of using nanoscale metal hydrides in an operational H<sub>2</sub> storage tank

# Accomplishments: 2.D Nanoscale Metal Hydrides

## Molecularly dispersed $\text{Mg}(\text{BH}_4)_2$ species

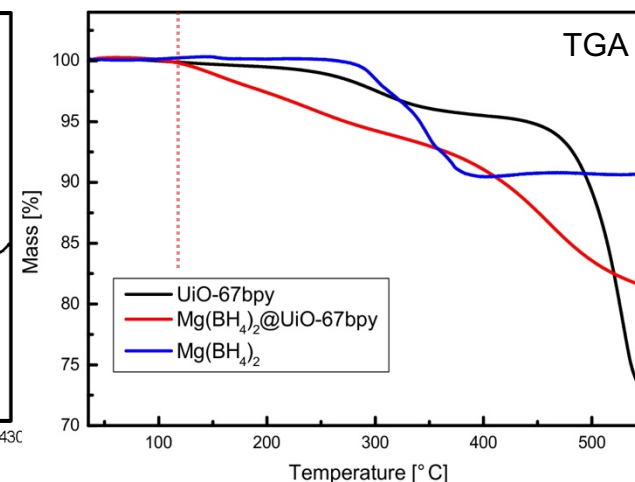
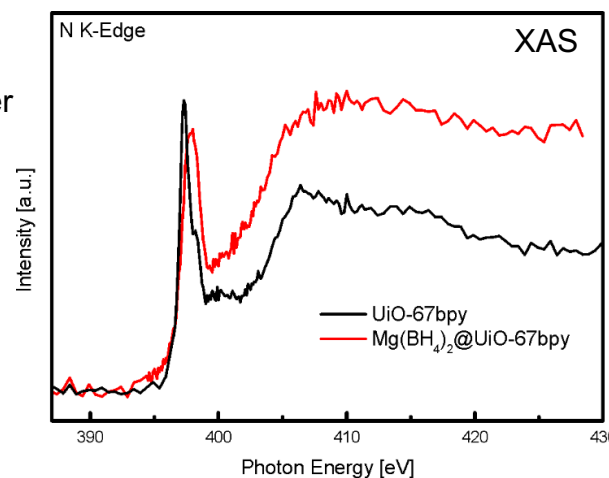
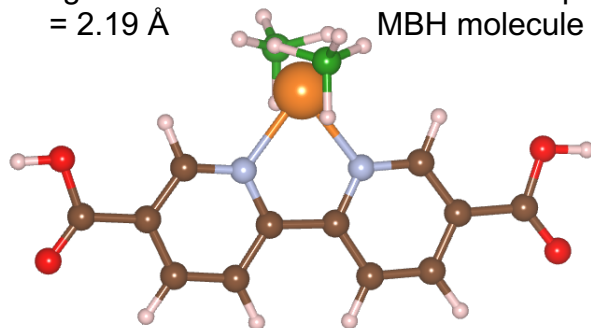


DFT

*cis*-bpy/ $\text{Mg}(\text{BH}_4)_2$

Mg-N dist.  
= 2.19 Å

$\Delta E = -1.54 \text{ eV}$  per  
MBH molecule




- ⇒ XAS measurements and computational spectroscopy reveal that  $\text{Mg}(\text{BH}_4)_2@$ UiO-67-bpy is composed of molecular  $\text{Mg}(\text{BH}_4)_2$  species coordinated to bipyridine groups
- ⇒ Hydrogen release starts as low as 120 °C, >100 °C lower than bulk.



# Accomplishments: 2.D Nanoscale Metal Hydrides

## Aberration-corrected TEM on $\text{Mg}(\text{BH}_4)_2@ \text{UiO-67bpy}$

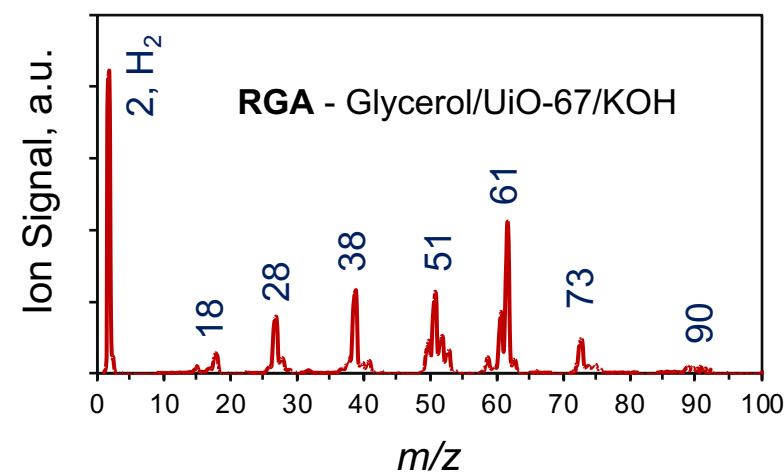
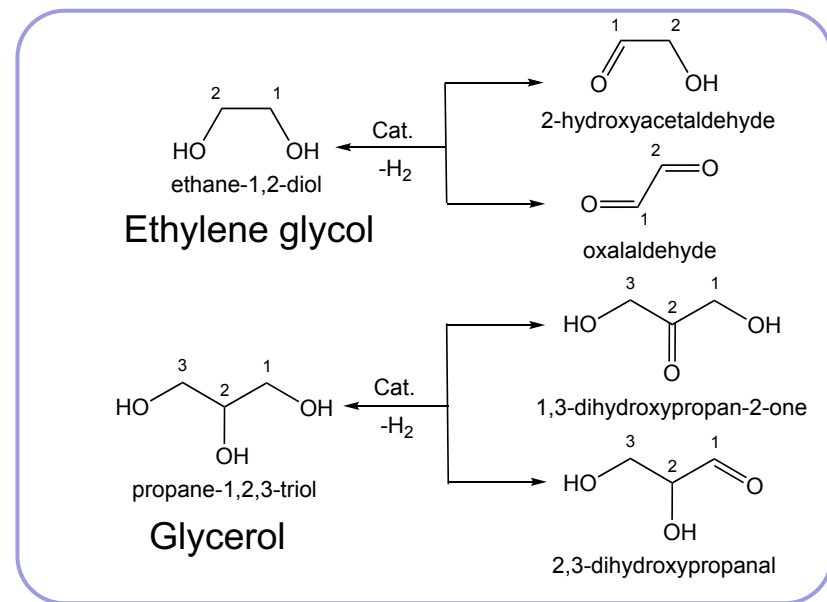
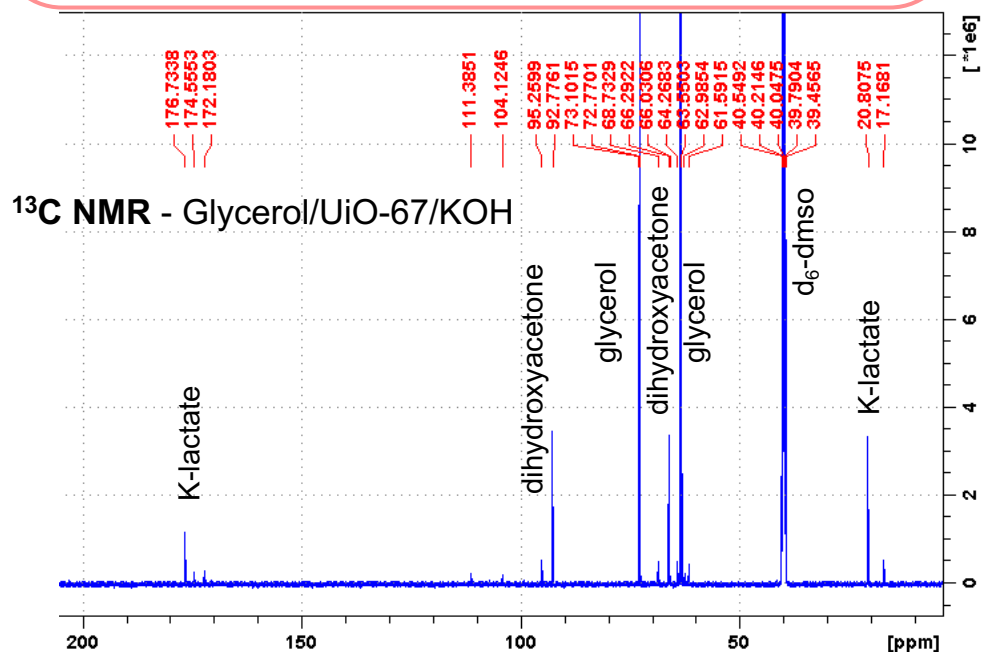
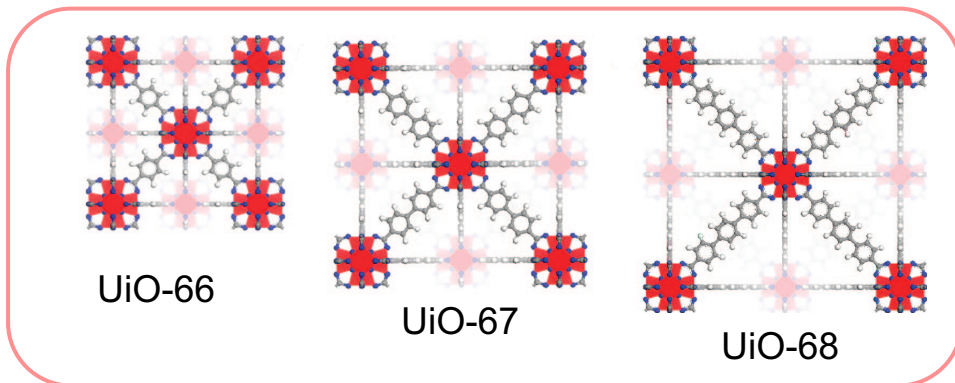


⇒ Aberration-corrected TEM/EDS measurements (Titan AC-STEM) reveal that both Mg and B atoms are homogeneously distributed within the UiO-67-bpy crystals, suggesting  $\text{Mg}(\text{BH}_4)_2$  exists as molecular species within the MOF pores

# Accomplishments: 3.B Aqueous organic carriers

## Catalytic H<sub>2</sub> production from polyalcohols

### Catalytic MOFs stable under H<sub>2</sub>O and H<sub>2</sub>



⇒ Demonstrated MOF-catalyzed hydrogen production from ethylene glycol and glycerol.

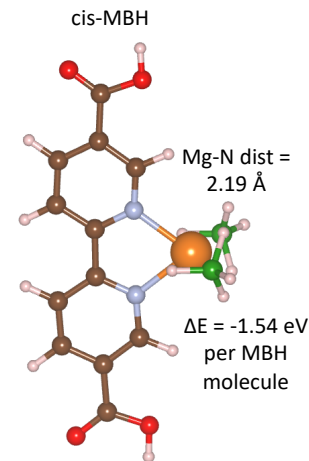
## Sorbents

- Developed synthetic routes to monoliths of several Zr-based MOFs, including UiO-66-1,4-NDC, UiO-67, and NU-1000.
- Demonstrated a  $\approx 55\%$  higher volumetric hydrogen uptake in UiO-67 monolith compared to the powder version of this material.



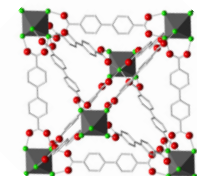
## Metal Hydrides

- Established a molecular dynamics modeling framework to provide the fundamental basis for theory predictions of energetics and kinetics of hydrogen storage reactions.
- Established *in situ* XPS and LEIS techniques to track hydrogen transport to the surface and subsequent desorption, using  $\text{Mg}(\text{BH}_4)_2$  as an example.
- Established a theory-experimental framework for understanding how additive species react with  $\text{MgB}_2$  and how the B-B bonding is disrupted.
- Used HSECoE models to determine the benefits of using nanoconfined metal hydrides (*e.g.* nano- $\text{Li}_3\text{N}$ ) in an operational hydrogen storage tank.
- First synthesis of molecularly dispersed  $\text{Mg}(\text{BH}_4)_2$  within the pores of a non-innocent functionalized MOF.



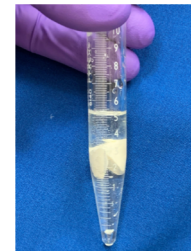
## Hydrogen Carriers

- Demonstrated a catalytic acceleration of hydrogen production from polyols.



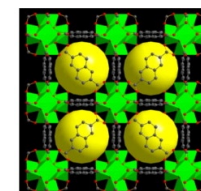
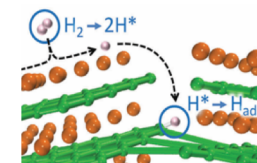
## Sorbents

- Establish new methods for powder compaction, including MOF gel and monolith formation
- Probe the effect of structural defects on H<sub>2</sub> storage properties of MOFs.



## Hydrides

- Activation of B-B and B-H bonds: *Test the performance of additives predicted by theory to be efficient in activating B-B and B-H bonds.*
- Investigate hydrogen storage properties of molecularly dispersed Mg(BH<sub>4</sub>)<sub>2</sub> and expand the methodology to other complex metal hydrides
- Reversible capacity (milestone): Demonstrate >6% reversible capacity for at least one Li-N-H or Mg-N-H phase, based on predicted composition from phase diagram, with reasonable kinetics at a temperature of ≤ 300 °C.




## Carriers

- Carrier material approaches: Establish catalytic processes for reversible hydrogen generation from alcohols and polyols.

## Advanced characterization

- Test and validate newly installed PCTPro system at Sandia for temperatures of up to 450 °C and pressures of up to 100 bar H<sub>2</sub>.



## Seedling interactions

- Provide support to current and future HyMARC seedling projects.

# Acknowledgements

**We are grateful for the financial support of EERE/Fuel Cell Technologies Office and for guidance from Dr. Ned Stetson, Jesse Adams, Zeric Hulvey, TechTeam and AMR Reviewers**



*Enabling twice the energy density for hydrogen storage*



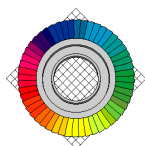
Sandia National Laboratories is a multi-mission laboratory managed and operated by National Technology and Engineering Solutions of Sandia, LLC., a wholly owned subsidiary of Honeywell International, Inc., for the U.S. Department of Energy's National Nuclear Security Administration under Contract No. DE-NA-0003525.

# Technical Back-Up Slides

# Approach: 2.F Development of machine-learning for discovery of new metal hydrides

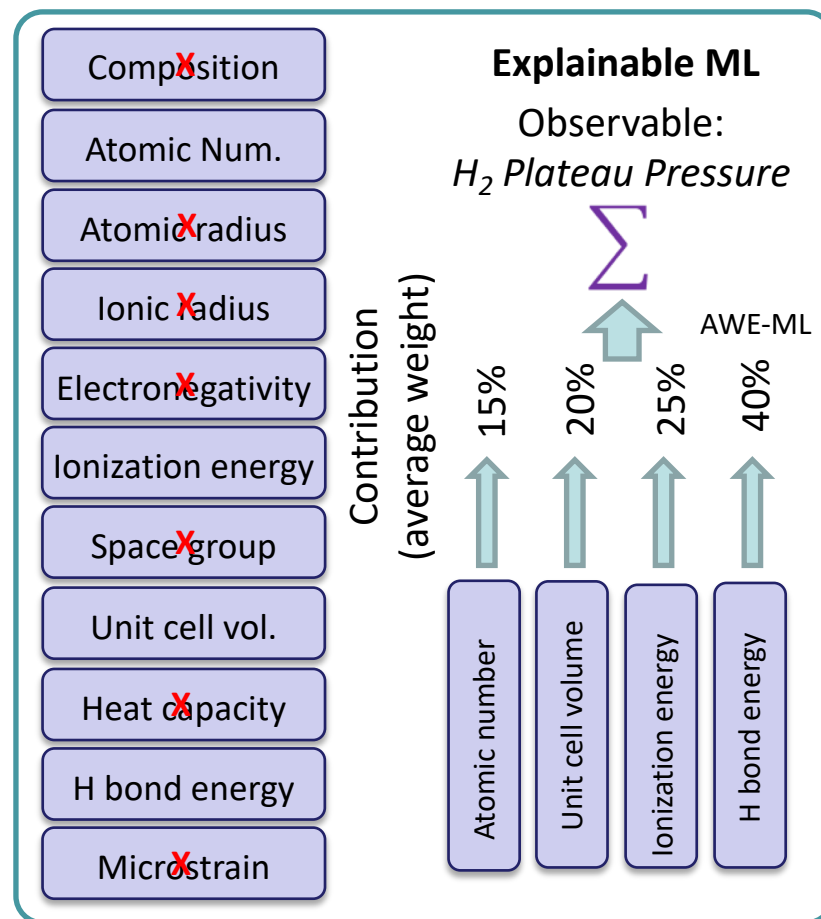
- **Team:** Sandia (lead), LLNL
- **Objective:** develop a new HyMARC capability to efficiently search for the promising metal hydrides to complement an ongoing seedling effort (U. Michigan; Siegel)
- **Strategy:** apply Sandia's new "Explainable Machine Learning" tool to identify relationships between material features and observables such as plateau pressure
- **Status:** new postdoc hired (UC Berkeley); will start in June 2019

## Hydrogen Storage Materials Database



Thermophysical Properties  
of Matter Database

## Explainable Machine Learning Framework

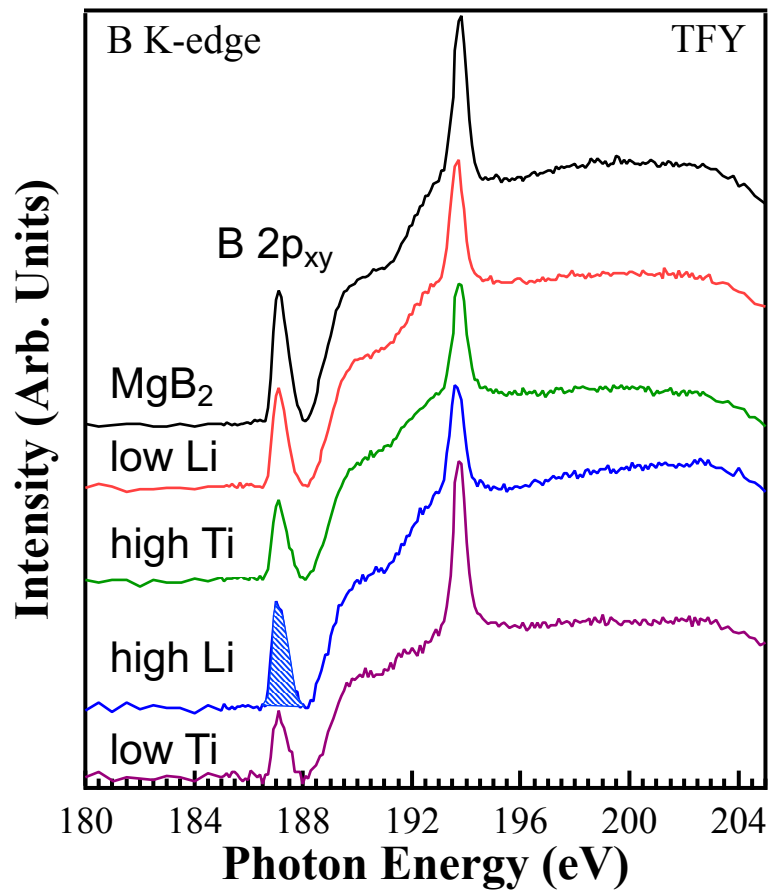


# Accomplishments: 2.C Activation of bonds in hydrides

## Does disrupting the B-B ring promote $MgB_2$ hydrogenation?

We previously showed that H-H bond breaking does not limit the rate of  $MgB_2$  hydrogenation. New evidence suggests that it is necessary to disrupt B-B ring in  $MgB_2$  to achieve faster hydrogenation.

“low” = 0.25 mole fraction; “high” = 0.47 mole fraction



Sample	Integrated B 2p <sub>xy</sub> Area
$MgB_2$	0.44
$MgB_2$ + low Li	0.31
$MgB_2$ + high Li	0.36
$MgB_2$ + low Ti	0.20
$MgB_2$ + high Ti	0.25

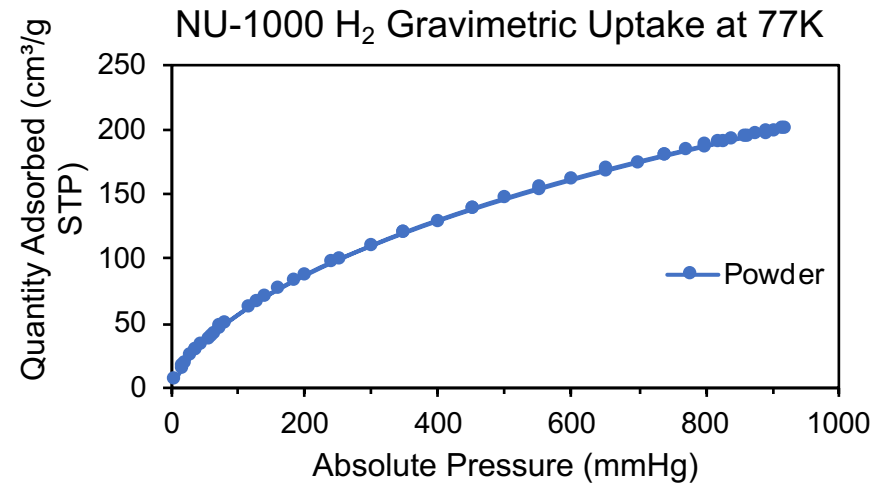
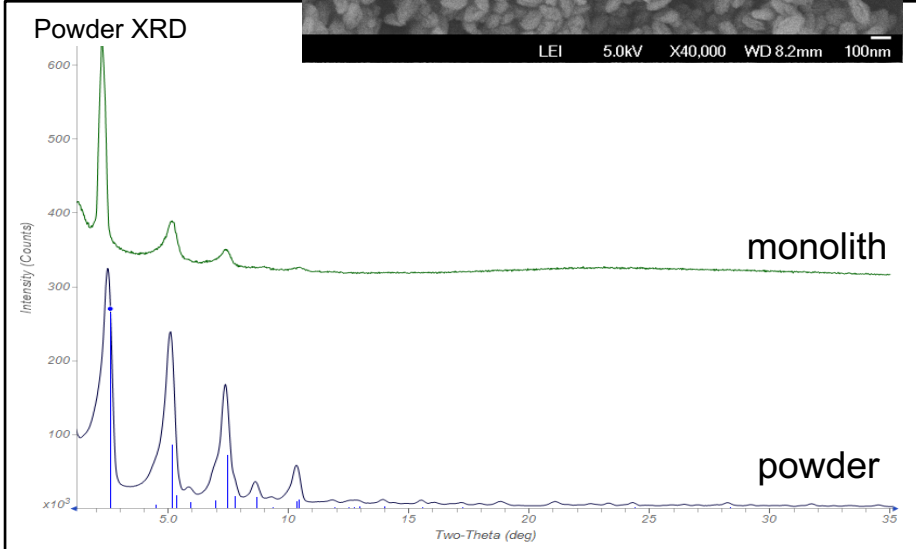

Both Li and Ti additives reduce the B-B ring signal, but Ti disrupts it more, as predicted by LLNL theory.

**Next Steps:** Sieverts  $H_2$  uptake measurements to see if B-B bond disruption leads to faster hydrogenation of the  $MgB_2$  sample.

⇒ Our data indicate that the B-B ring structure can be disrupted through the use of additives, possibly promoting hydrogenation of  $MgB_2$  to magnesium borohydride.




## Synthesis of NU-1000 monoliths



*Scale-up effort underway*



powder




monolith

⇒ Successfully synthesized NU-1000 monolith composed of 100-200 nm particles

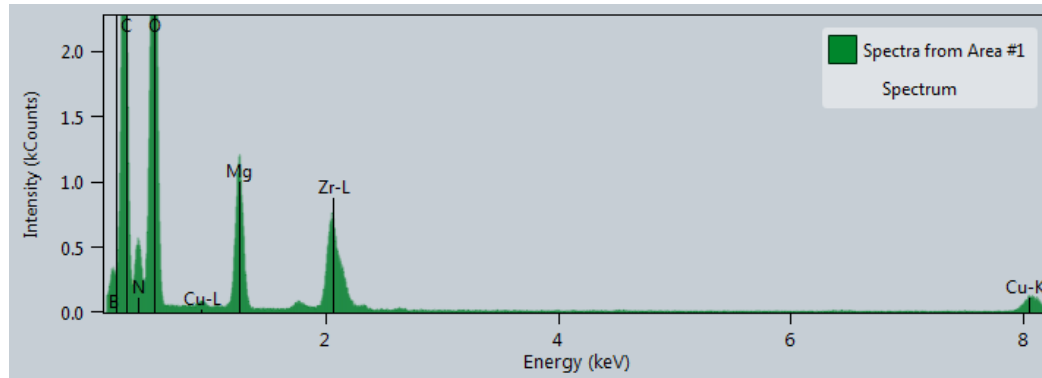

# Accomplishments: 2.D Nanoscale Metal Hydrides

## TEM/EDS on nanoconfined $\text{Mg}(\text{BH}_4)_2@ \text{UiO-67bpy}$

UiO-67bpy (before)



$\text{Mg}(\text{BH}_4)_2@ \text{UiO-67bpy}$  (after)



⇒ Morphology of  $\text{Mg}(\text{BH}_4)_2@ \text{UiO-67bpy}$  particles is preserved upon nanoconfinement

## Mg(BH<sub>4</sub>)<sub>2</sub> nanoconfinement in porous hosts

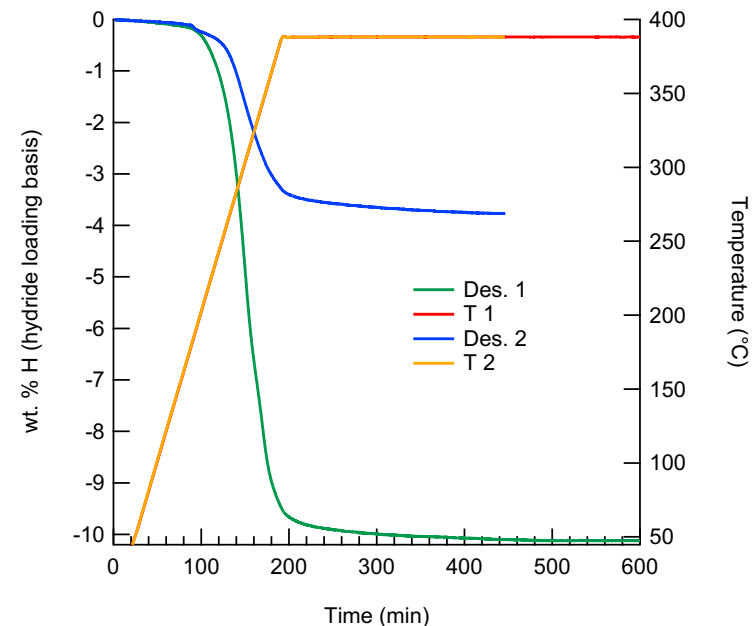

- Mg(BH<sub>4</sub>)<sub>2</sub> found to melt stably (without decomposition) at ~367 °C with high H<sub>2</sub> backpressures (>350 bar)



Resolidified  
Mg(BH<sub>4</sub>)<sub>2</sub> after  
1000 bar, 367 °C

- Use this new knowledge to melt-infiltrate porous carbons, both graphene aerogels and templated carbons (CMK-3, CMK-8)
- Capacity drops by 60% after rehydrogenation at 120 bar H<sub>2</sub>

## SEM of Infiltrated Graphene Aerogel



## MOF stability under high-pressure hydrogen

MOF	Metal Ion	Initial BET S.A. (m <sup>2</sup> /g)	Initial pore volume (cm <sup>3</sup> /g)	Post-testing pore volume (% change)	
				0.5 to 10 MPa H <sub>2</sub> , 1000 cycles	70 MPa H <sub>2</sub> , 1 cycle
MOF-5	Zn(II)	3320	1.387	1.388 (0%)	1.385 (0%)
MOF-177	Zn(II)	4490	1.958	1.954 (0%)	1.912(-2%)
HKUST-1	Cu(II)	1700	0.712	0.697 (-2%)	0.712 (0%)
NOTT-100	Cu(II)	1250	0.609	0.574 (-6%)	0.603(-1%)
Mg-IRMOF-74-I	Mg(II)	1430	0.573	0.570 (0%)	0.583(+2%)
Mg-IRMOF-74-II	Mg(II)	2280	1.027	0.910 (-11%)	1.044(+2%)
Ni <sub>2</sub> (m-dobdc)	Ni(II)	1090	0.542	0.527 (-3%)	0.531(-2%)
Ni-IRMOF-74-I	Ni(II)	1200	0.510	0.430 (-16%)	0.462 (-10%)
Ni-IRMOF-74-II	Ni(II)	1520	0.651	0.640 (-2%)	Not tested
Ni-IRMOF-74-III	Ni(II)	1925	0.924	0.927 (0%)	Not tested
Ni-IRMOF-74-IV	Ni(II)	1460	0.956	0.997 (+4%)	Not tested
Ni-IRMOF-74-V	Ni(II)	1505	1.195	1.217 (+2%)	Not tested

⇒ Stability of a wide range of MOFs under hydrogen was tested; results confirm that most MOFs are stable under both 5 to 100 bar H<sub>2</sub> cycling conditions and under 700 bar H<sub>2</sub>

# Reviewer-Only Slides

# Collaboration and Coordination



- T. Udovic and C. Brown (NIST): neutron diffraction/spectroscopy
  - *Exchanged 8 samples for neutron diffraction and NVS studies*
- M. Toney, K. Stone, N. Strange (SLAC): synchrotron XRD and SAXS
  - *Measured XRD and SAXS for 15 samples of bulk and nanoscale metal hydrides*
- T. Autrey and M. Bowden (PNNL): NMR on metal borohydrides and intermediates
- K. Hurst, P. Parilla and T. Gennett (NREL): Validation of MOF H<sub>2</sub> adsorption isotherms
- Timmy Ramirez and David Cullen (ORNL): inelastic neutron scattering, neutron diffraction
- Stephen FitzGerald (Oberlin College): hydrogen binding in MOFs
- Viktor Balema, Vitalij Pechariskij (AMES Lab): metal hydrides, mechanochemistry
- Dhanesh Chandra (University of Nevada, Reno): CALPHAD calculations and phase diagrams
- Martin Dornheim (Helmholtz-Zentrum Hamburg, Germany): high-pressure calorimetry
- Torben Jensen (Aarhus University, Denmark): reversibility aspects of metal hydrides
- Shin-ichi Orimo (Tohoku University, Japan): transport in metal *closo*-borates
- Ping Chen (Dalian University, China): characterization of ternary metal amides
- Stefan Kaskel (Technische Universität Dresden, Germany): high-surface area MOFs
- David Fairen-Jimenez (University of Cambridge, UK): synthesis of MOF monoliths
- Hexiang Deng (Wuhan University, China): MOF stability under hydrogen
- Eun Seon Cho (KAIST, South Korea): strain-induced destabilization of metal hydrides

# Publications and Presentations



## Patents:

1. V. Stavila, L.E. Klebanoff, “Nanostructured Metal Amides and Nitrides for Hydrogen Storage”  
US Patent #10000377 granted on 06/19/2018.
2. V. Stavila, J.L. White, “Solid state synthesis of metal borohydrides”, US Patent Application #16/000,683  
filed on 08/05/2018.

## Selected Papers (from a total of 15 papers co-authored by the Sandia team over the past 12 months):

1. Schneemann, A.; White, J.L.; *et al.* “Nanostructured Metal Hydrides for Hydrogen Storage.” *Chemical Reviews*, **2018**, *118*, 10775-10839. (*cover article*).
2. Allendorf, M.D.; *et al.* “An assessment of strategies for the development of solid-state adsorbents for vehicular hydrogen storage”, *Energy Environ. Sci.*, **2018**, *11*, 2784-2812. (*hot article*).
3. White, J.L.; *et al.* “Promotion of Dehydrogenation of Ti-Doped NaAlH<sub>4</sub> by Dynamic Surface Hydroxides.” *ACS Appl. Mater. Interfaces.*, **2019**, *11*, 4930-4941.
4. Jensen, S.; *et al.* “Hydrogenation properties of lithium and sodium hydride – *closo*-borate, [B<sub>10</sub>H<sub>10</sub>]<sup>2-</sup> and [B<sub>12</sub>H<sub>12</sub>]<sup>2-</sup>, composites.” *Phys. Chem. Chem. Phys.*, **2018**, *20*, 16266-16275 (*jointly with Aarhus U., Denmark*).
5. Carr, C.; *et al.* “Anomalous H<sub>2</sub> Desorption Rate of NaAlH<sub>4</sub> Confined in Nitrogen-Doped Nanoporous Carbon Frameworks.” *Chem. Mater.*, **2018**, *30*, 2930-2938. (*collaboration with Seedling project*).
6. Vajo, J.J.; *et al.* “Electrolyte-Assisted Hydrogen Storage Reactions.” *J. Phys. Chem. C*, **2018**, *122*, 26845. (*collaboration with Seedling project*).
7. Liu, Y. -S.; *et al.* “In-situ/operando X-ray characterization of metal hydrides,” accepted for publication in *ChemPhysChem*, Feb. 7, **2019**. DOI:10.1002/cphc.201801185R1.
8. Zhou, X. W.; *et al.* “An Analytical Bond Order Potential for Mg-H Systems,” accepted for publication in *ChemPhysChem* Jan. 12, **2019**, DOI:10.1002/cphc.201800991R1.

## Presentations:

14 presentations (1 keynote and 6 invited) at national and International conferences and symposia.

# Sandia has led two major publications on *sorbent improvement strategies and nanoscale metal hydrides*



## HyMARC FY17/Q2 Go/No-go Milestone

*Rank improvement strategies for sorbents.*

*Decision criterion: select 2 with greatest potential for increasing  $\Delta H^\circ$ . Top strategies:*

- *Open metal sites in MOFs*
- *Lewis acid/Lewis-base sites*

## HyMARC FY18/Q4 Go/No-go Milestone

*Rank improvement strategies for hydrides.*

*Decision criterion: select 2 with greatest potential for reducing effective  $\Delta H$*

**(article addresses a major strategy considered in the Go/No-go)**

***Energy & Environ. Sci. 2018, 11, 2784***

***“An Assessment of Strategies for the Development of Solid-State Adsorbents for Vehicular Hydrogen Storage” (Hot Article)***

### **Topics include:**

- Usable gravimetric and volumetric capacities
- The importance of binding strength
- Theoretical calculations of H<sub>2</sub> physisorption
- Considerations for adsorbent synthesis and characterization
- Revisiting the 2010 HSCoE final report
- Perspectives on current material strategies

***Chem. Rev. 2018, 22, 10775***

***“Nanostructured Metal Hydrides for Hydrogen Storage” (Journal Cover)***

### **Topics include:**

- Classes of nanostructured metal hydrides
- Synthesis routes
- Structure
- Morphology
- Thermodynamics
- Kinetics
- Mechanistic effects
- Future directions in nanohydride research



- **Assume that theory is sufficiently validated to allow *de novo* predictions of additive promotion of hydrogen storage reactions**
  - *Will further test and validate the theory in the additive space by performing hydrogen uptake and release experiments for promising additives*
- **Assume that the models for predicting phase diagrams for model metal borohydrides will be transferable other borohydride-based systems**
  - *Will perform DFT and ab initio MD computations to correlate the results*
  - *Will perform experiments to validate theory models*
- **Capability of monitoring the surfaces and interfaces *in situ* during hydrogen release and absorption**
  - *Multiple characterization techniques (spectroscopy, scattering, electron microscopy) will be used to correlate the results and determine mechanisms and hydrogen diffusion pathways*

- **All unrestricted data will be preserved long-term on HyMARC Data Hub ([datahub.hymarc.org](http://datahub.hymarc.org))**
  - *Archivable experimental characterization data will include reference NMR, XAS/XES, XRD, FTIR, NVS*
  - *Archivable experimental testing data will include Sieverts isotherm and PCT data*
  - *Computational data will include reference free energies of bulk compounds, surface energies, elastic tensors, and vacancy formation energies*
  - *Also plan to archive raw ab initio molecular dynamics trajectory data*
  - *Data hub has password-protected data sandboxing for public access or for private internal (HyMARC-only) access*
  - *Data hosted physically on NREL server*
  - *Partner data will be restricted to HyMARC team access prior to publication*
- **Publications are uploaded to OSTI archive with digitally accessible link**

# Responses to Reviewer Comments

- **Do the conclusions for the surface oxidation of  $\text{NaAlH}_4$  necessarily extend to other complex metal hydrides (for example  $\text{Mg}(\text{BH}_4)_2$ )?**
  - *The generality of the conclusion that surface oxidation promotes hydrogen desorption, as seen in  $\text{NaAlH}_4$ , is currently under investigation. We have observed surface oxides and hydroxides in the  $\text{Mg}(\text{BH}_4)/\text{MgB}_2$  system, and are currently exploring their roles.*
- **There should be a focus on multicomponent composite systems with high capacities.**
  - *In Phase 2 of HyMARC, we initiated a new direction to explore multicomponent materials, including mixed metal borohydrides, borohydride-amide materials, and multicomponent eutectics, in collaboration with the HRL/Liox seedling project.*
- **The research team needs to include a pipeline for materials that is more likely to achieve technical targets.**
  - *HyMARC probes the fundamental limitations to hydrogen storage materials, but we do so with high-capacity families of materials, such as MOFs with open metal sites, metal borohydrides, metal amides, etc. We also assist the seedling projects who are focused on specific high—capacity materials with prospects for meeting the technical targets.*
- **The project needs to develop a list of priorities and provide a strong technical rationale for ranking of such priorities.**
  - *The priorities for Phase 2 of HyMARC have been developed as a result of guidance from DOE, TechTeam and AMR Reviews. Those priorities, as reflected in the Phase 2 Focus Areas, address the most important materials problems inhibiting  $\text{H}_2$  storage materials performance.*