



U.S. DEPARTMENT OF
ENERGY

Office of
Science

Fundamental Research Related to Hydrogen and Fuel Cells

John Vetrano

Office of Basic Energy Sciences

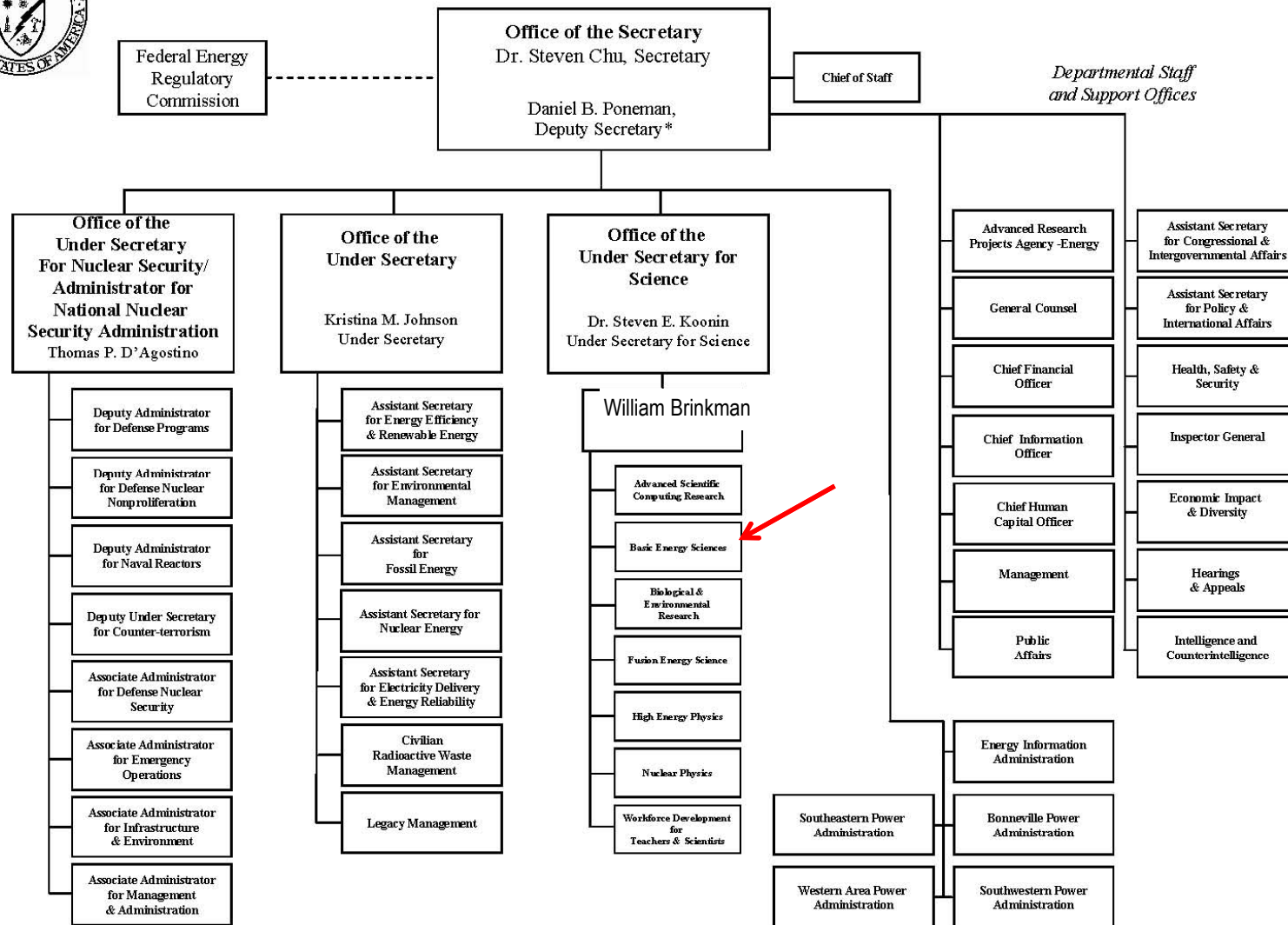
Hydrogen Technical Advisory Committee Meeting

February 23, 2010

DOE – From Fundamental Science to Technology Research



DEPARTMENT OF ENERGY



* The Deputy Secretary also serves as the Chief Operating Officer

26 May 09

Basic Energy Sciences Mission

Mission:

- Fundamental research to understand, predict, and ultimately control matter and energy at the electronic, atomic, and molecular levels
- Provide the foundations for new energy technologies to support DOE's missions in energy, environment, and national security
- Plan, construct, and operate world-leading scientific user facilities for the Nation

Priorities:

- Discover and design new materials and molecular assemblies with novel function, through atom-by-atom and molecule-by-molecule control
- Conceptualize, calculate, and predict processes underlying physical and chemical transformations
- Probe, understand, and control the interactions of phonons, photons, electrons, and ions with matter to direct and control energy flow in materials and chemical systems
- To foster integration of the basic research with research in the DOE technology programs and NNSA



Office of Basic Energy Sciences

Harriet Kung, Director
Wanda Smith, Administrative Specialist

BES Budget and Planning

Bob Astheimer, Senior Technical Advisor
Margie Davis, Financial Management
Vacant, Program Support Specialist

BES Operations

Rich Burrow, DOE Technical Office Coordination
Robin Hayes, AAAS Fellow
Katie Perine, Program Analyst / BESAC
Ken Rivera, Laboratory Infrastructure / ES&H
Vacant, DOE and Stakeholder Interactions

Materials Sciences and Engineering Division

Linda Horton, Director

Christie Ashton, Program Analyst
★ Chamice Waters, Secretary

Scientific User Facilities Division

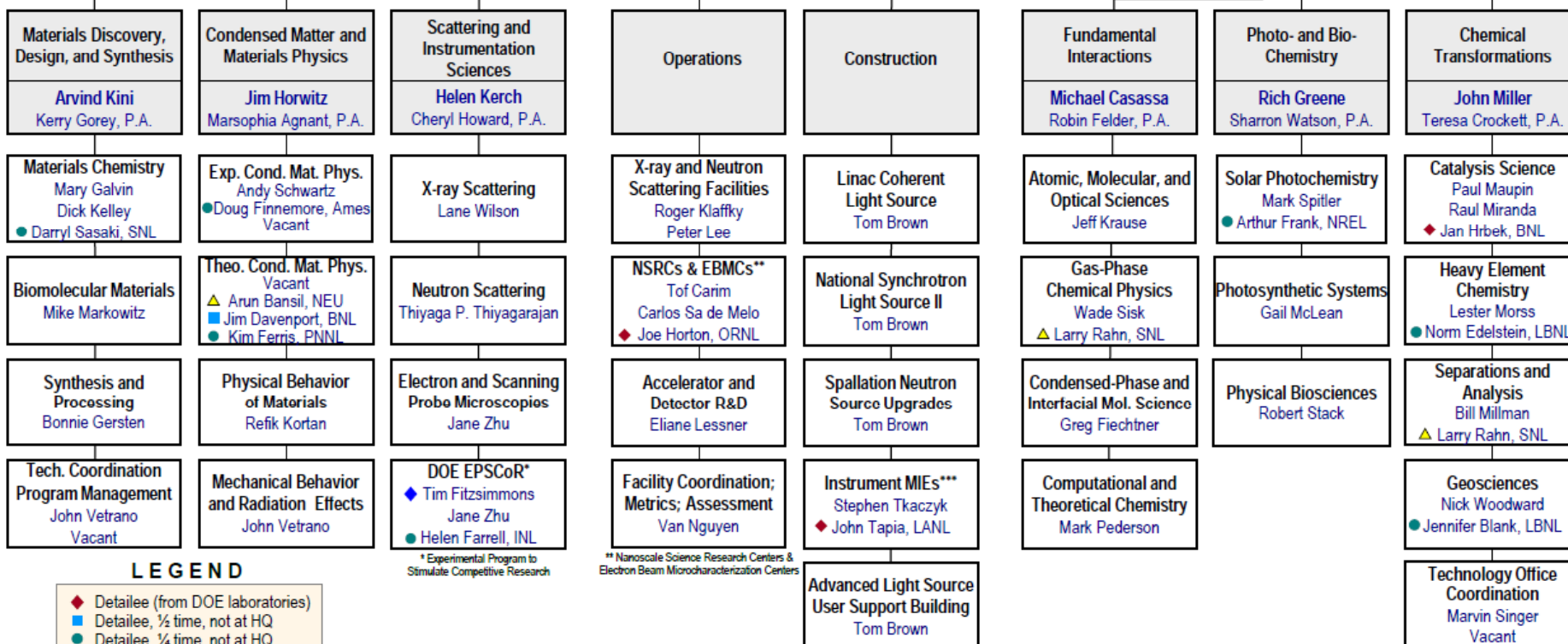
Pedro Montano, Director

Linda Cerrone, Program Support Specialist
Rocio Meneses, Program Assistant

Chemical Sciences, Geosciences, and Biosciences Division

Eric Rohlffing, Director

Diane Marceau, Program Analyst
Michaelene Kyler-King, Program Assistant



LEGEND

- ◆ Detailee (from DOE laboratories)
- Detailee, ½ time, not at HQ
- Detailee, ¼ time, not at HQ
- ◆ On detail to EERE/SETP, 30%
- ▲ IPA (Interagency Personnel Act)
- ★ On active military duty
- P.A. Program Assistant

* Experimental Program to Stimulate Competitive Research

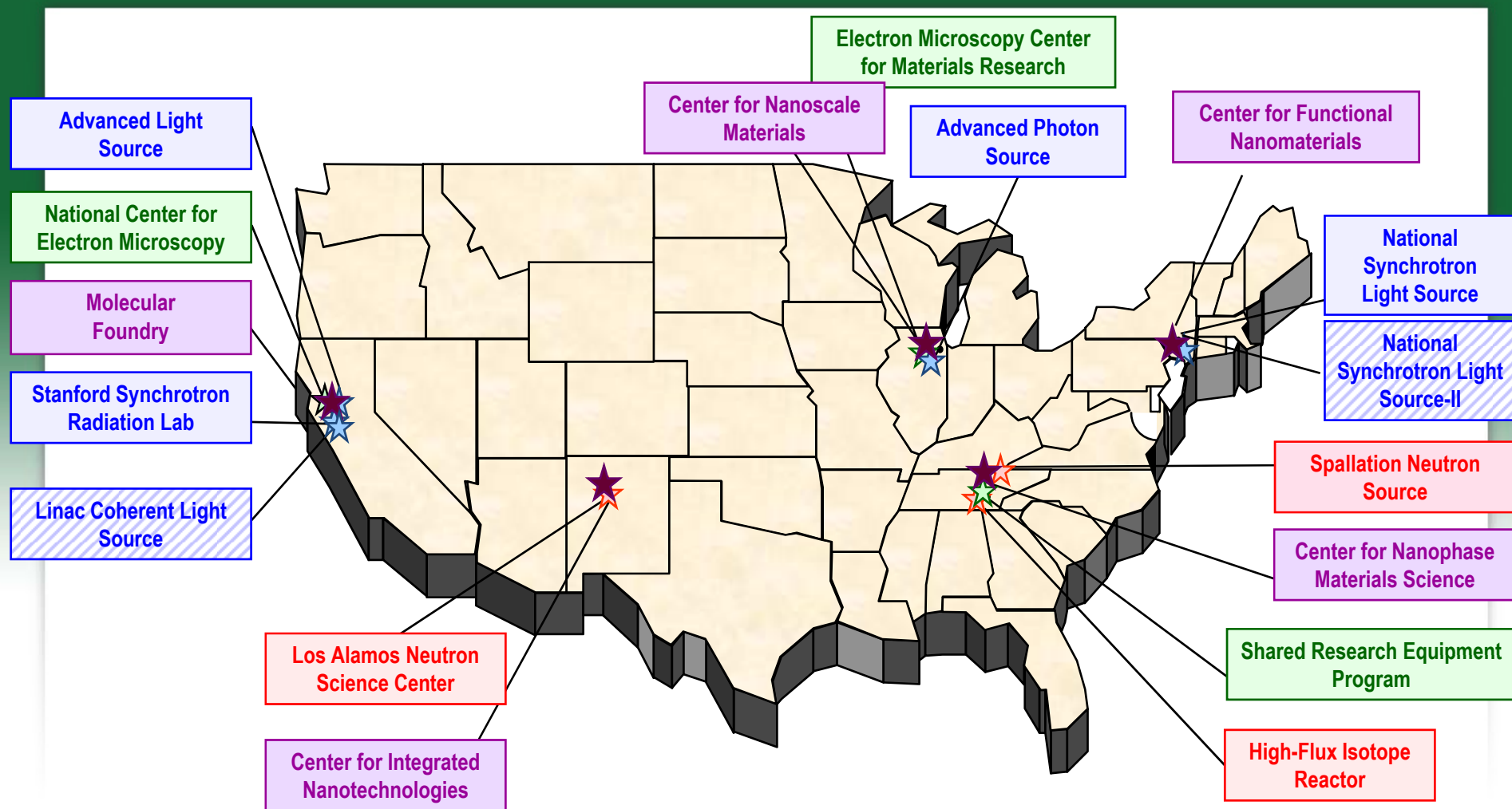
** Nanoscale Science Research Centers & Electron Beam Microcharacterization Centers

*** Major Item of Equipment projects

February 2010

Posted 02/01/10

BES Scientific User Facilities: Resources for Materials Research



- 4 Synchrotron Radiation Light Sources
- Linac Coherent Light Source (Under construction)
- 3 Neutron Sources
- 3 Electron Beam Microcharacterization Centers
- 5 Nanoscale Science Research Centers

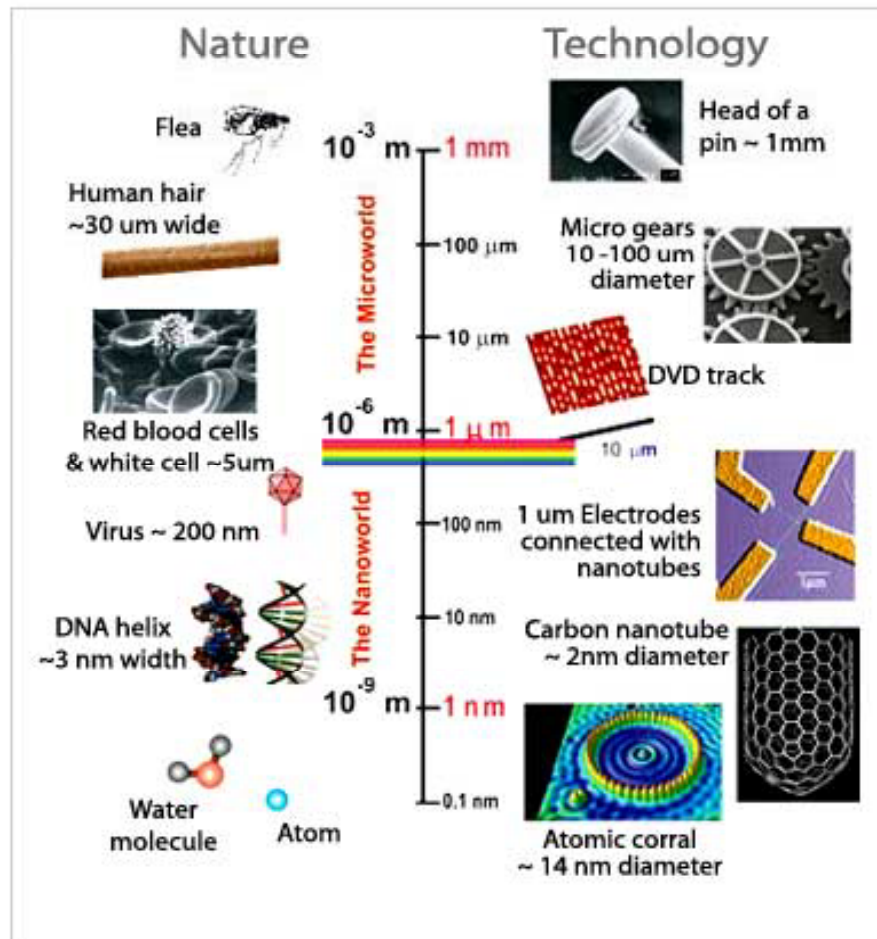


U.S. DEPARTMENT OF
ENERGY

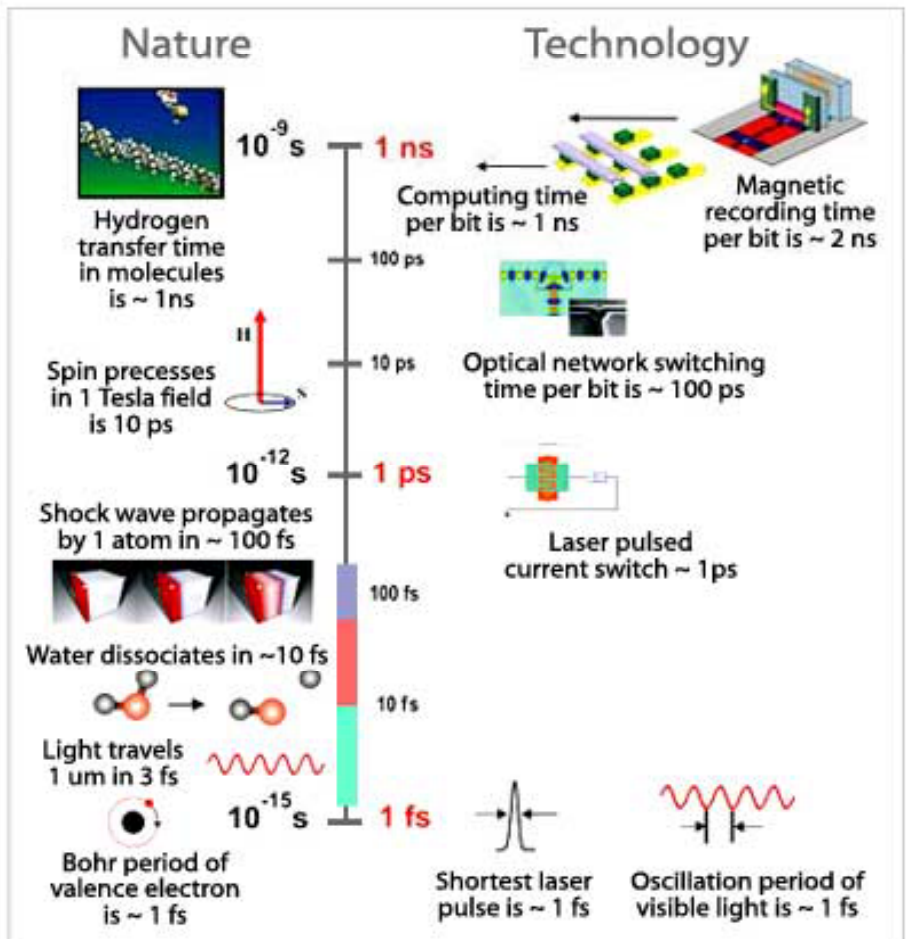
Office of
Science

Ultra-small and Ultra-fast: Frontiers in Science & Technology

Ultra-Small



Ultra-Fast




U.S. DEPARTMENT OF
ENERGY

Office of
Science

Strategic Planning at BES


Opportunities Expressed in The “Basic Research Needs ...” Workshop Series Identifying Basic Research Directions for Today’s and Tomorrow’s Energy Technologies

Basic Research Needs for a Secure Energy Future (BESAC) - 2003



http://www.sc.doe.gov/bes/reports/files/SEF_rpt.pdf

- Basic Research Needs for the Hydrogen Economy
- Basic Research Needs for Solar Energy Utilization
- Basic Research Needs for Superconductivity
- Basic Research Needs for Solid State Lighting
- Basic Research Needs for Advanced Nuclear Energy Systems
- Basic Research Needs for the Clean and Efficient Combustion of 21st Century Transportation Fuels
- Basic Research Needs for Geosciences: Facilitating 21st Century Energy Systems
- Basic Research Needs for Electrical Energy Storage
- Basic Research Needs for Catalysis for Energy Applications
- Basic Research Needs for Materials under Extreme Environments



Additional Workshops and Resources

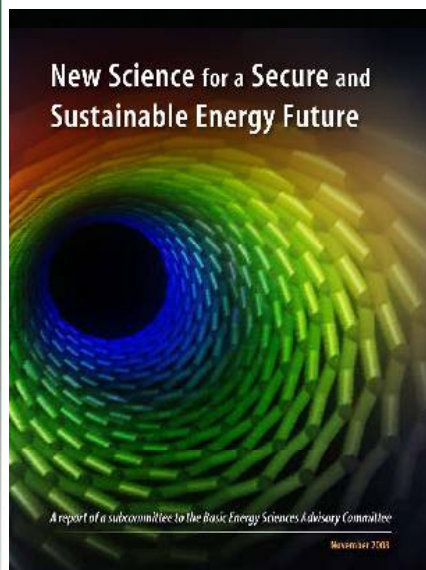
New Science for a Secure and Sustainable Energy Future

Goals:

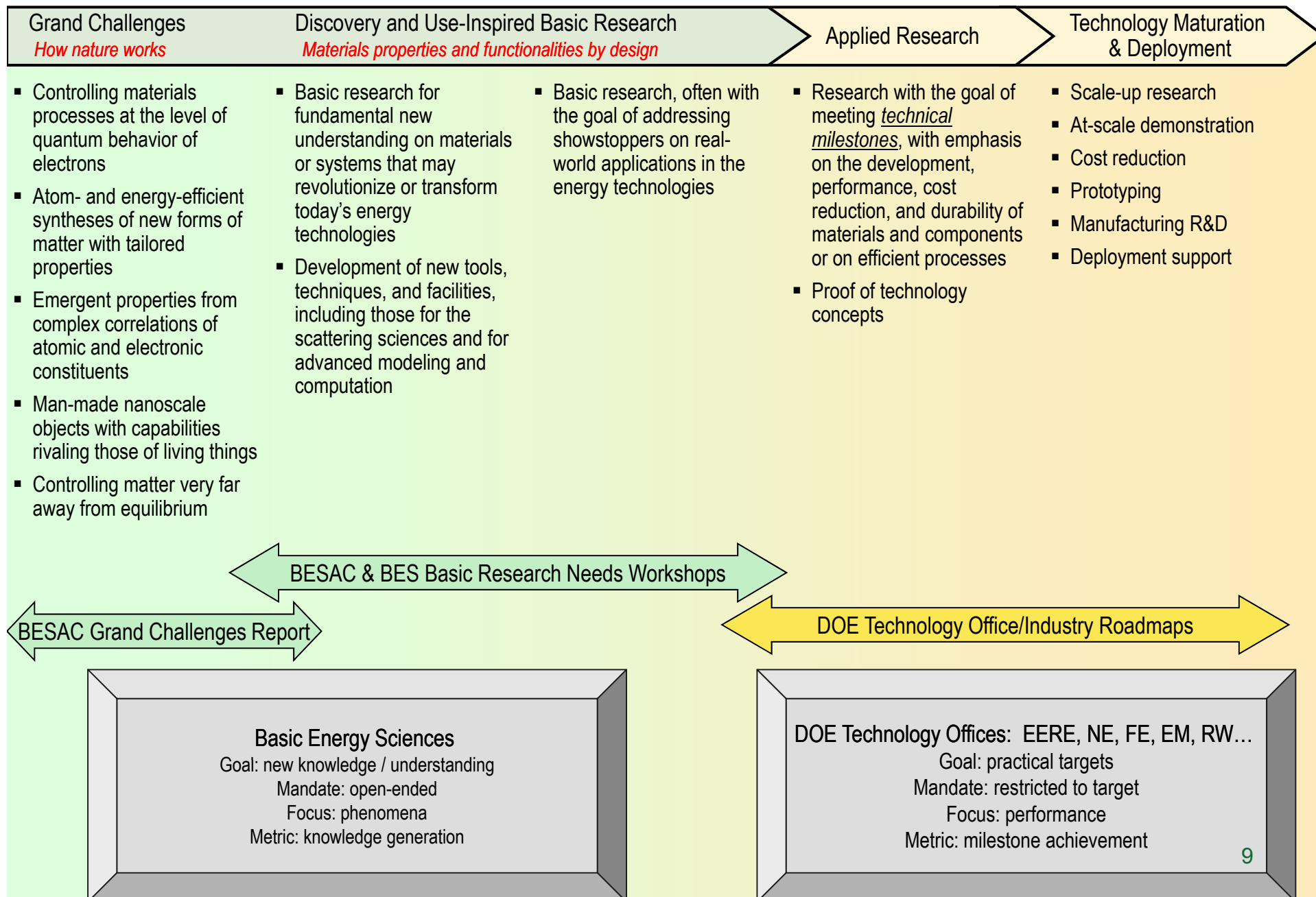
- Make fuels from sunlight
- Generate electricity without carbon dioxide emissions
- Revolutionize energy efficiency and use

Recommendations:

- Work at the intersection of control science and complex functional materials
- Increase the rate of discoveries
- Establish “dream teams” of talent, equipped with forefront tools, and focused on the most pressing challenges to increase the rate of discovery
- Recruit the best talent through workforce development to inspire today’s students and young researchers to be the discoverers, inventors, and innovators of tomorrow’s energy solutions



How Nature Works ... to ... Materials and Processes by Design to ... Technologies for the 21st Century



Budget for Hydrogen-related Research at BES

Hydrogen research is not a line-item request in the BES budget but funding for hydrogen-related research has been tracked internally in a consistent fashion since 2005.

BES Funding for hydrogen research

•FY2008	\$36.4 M
•FY2009	\$38.7 M
•FY2010	\$38.7 M

Increases in FY2009 are a result of new hydrogen-related Energy Frontier Research Centers and several proposals funded under the “Single Investigator and Small Group Research” (SISGR) program

Emphasis

Continued focus on critical basic research needs for hydrogen production, storage, and use:

- Hydrogen Storage
- Membranes
- Nanoscale Catalysts
- Solar Hydrogen Production
- Bio-Inspired Hydrogen Production



Basic Sciences Underpinning Technology


- **Coordination between basic science and applied research and technology is an important mechanism by which to translate transformational discoveries into practical devices**
- **Many activities facilitate cooperation and coordination between BES and the technology programs**
 - Joint efforts in strategic planning (e.g., 10 BRN workshops)
 - Solicitation development
 - Reciprocal staff participation in proposal review activities
 - Joint program contractors meetings
 - Joint SBIR topics
 - **Participation by BES researchers at the Annual Merit Review**
- **Co-funding and co-siting of research by BES and DOE technology programs at DOE labs or universities, has proven to be a viable approach to facilitate close integration of basic and applied research through sharing of resources, expertise, and knowledge of research breakthroughs and program needs.**



Platinum Monolayer Electrocatalysts: BES-EERE-Industry

Brookhaven National Laboratory

1. Use-inspired BES research on electrochemical interfaces leads to discovery of a new class of nano-catalysts.
 2. The EERE fuel cell program supports the development of the new catalysts for fuel cell applications.
 3. Industrial support via CRADAs demonstrate synthesis scale up and excellent performance in fuel cell tests.
 4. New BES research now turns to catalysts for ethanol fuel cells.
- BES user facilities – the NSLS and Center for Nanofunctional Materials (CFN) – provided key characterization capabilities (x-ray absorption spectroscopy and advanced microscopy).
 - This work was featured as one of the 10 most impactful research efforts in the NAS review of the BES Catalysis Science Program.



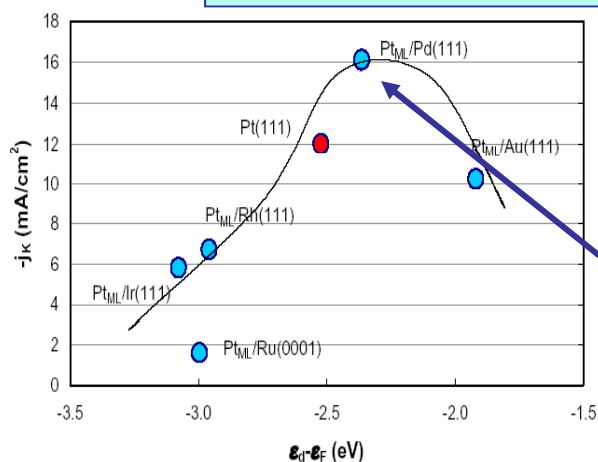
Platinum Monolayer Electrocatalysts

BES-supported research 1992-present at Brookhaven National Laboratory

Fundamental studies of electrocatalysis:

Oxygen reduction reaction (ORR) – mechanism, structure/activity

Insight (2000): Platinum monolayers are promising catalysts



Substrate tunes catalytic activity of Pt overlayer:


- Catalytic activity correlates to O binding energy
- Optimum at intermediate binding: volcano plot
- Stability can also be tuned

Pt monolayer on Pd(111) high ORR activity

Strategy: address critical cost and stability limits of fuel cell ORR catalysts

Nanostructured core-shell electrocatalysts

- active monolayer puts all Pt atoms at interface
- substrate core tunes activity & stability



U.S. DEPARTMENT OF
ENERGY

Office of
Science

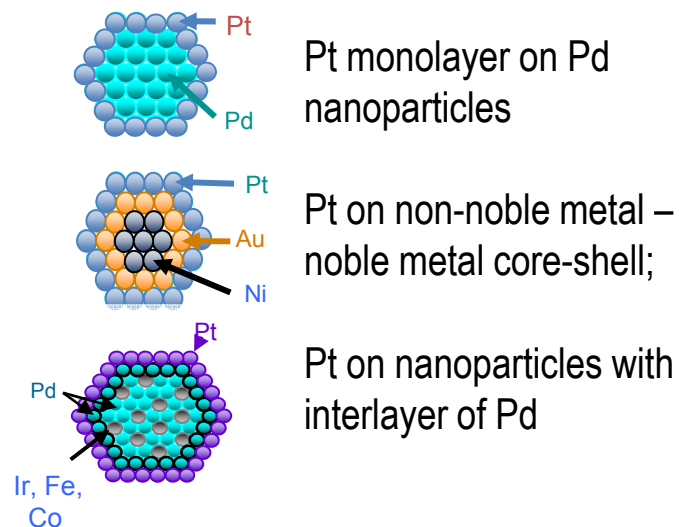
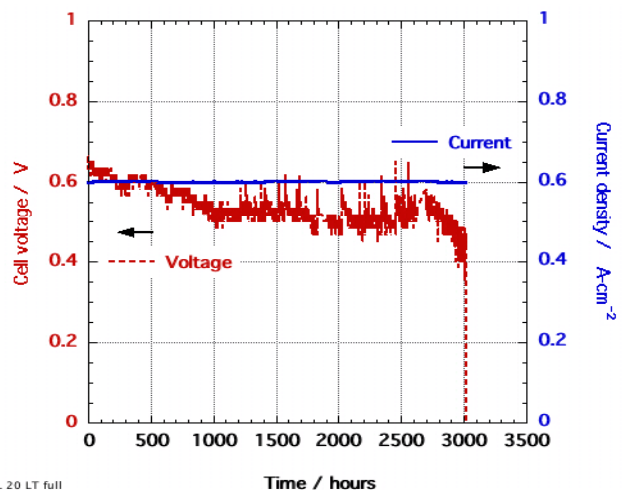
Platinum Monolayer Electrocatalysts

EERE-supported research 2003-present at Brookhaven National Laboratory

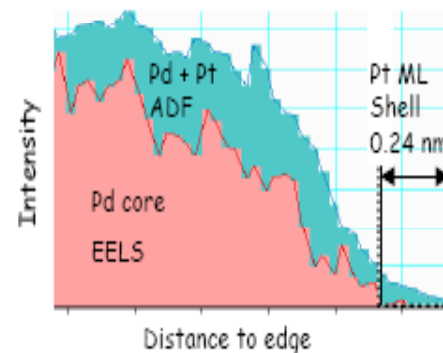

1. Several classes: tune properties & reduce cost
2. Atomic-level characterization *in situ* (XAS), *ex situ* (STEM), DFT
3. Atomic-level control syntheses fine-tune Pt-core interactions and control morphology
4. Activity, Stability and Fuel Cell tests

Catalytic Activity improved 5x-20x per wt Pt

Durability improved: multiple thousand hours in LANL tests



Characterization: atomic imaging of one monolayer of Pt shell on Pd-core nanoparticles using STEM/EELS at Center for Functional Nanomaterials



U.S. DEPARTMENT OF
ENERGY

Office of
Science

Platinum Monolayer Electrocatalysts

CRADAs with industry 2005-present at Brookhaven National Laboratory

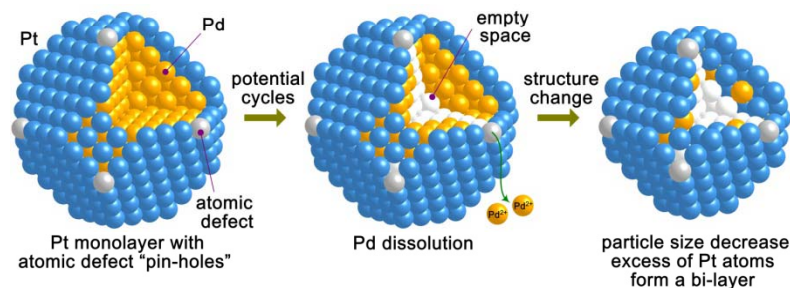
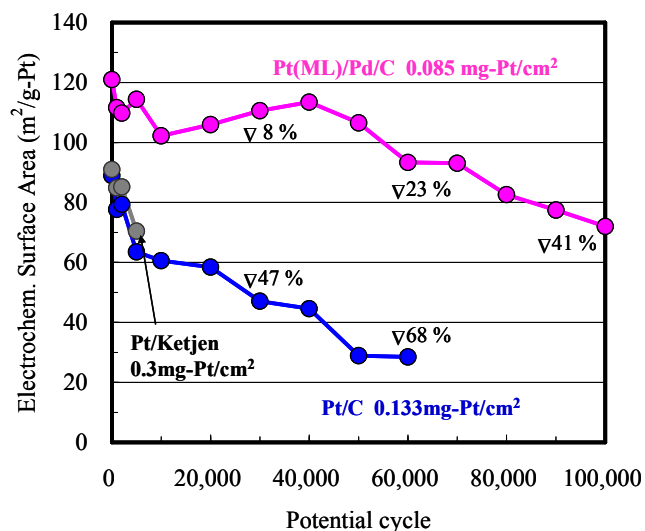
Scale-up, fuel cell testing: Toyota, GM, UTC Fuel Cells, Battelle

1. Demonstrate efficient, reproducible synthesis of gram quantities of Pt_{ML}
2. Fuel cell tests, performance, stability, potential cycling

Synthesis: e.g., Demonstrate scale-up to 50 gram batches of high-activity nanostructured core-shell electrocatalysts (with Toyota).

Performance: High activity, improved stability in MEA-level cycling. Scale-up will enable full fuel cell stack testing.

Understand improved stability: Evidence that Pd core acts as 'sacrificial electrode' for Pt shell.



Status: Core-shell nanocatalysts currently promising route to PEM fuel cell commercialization.

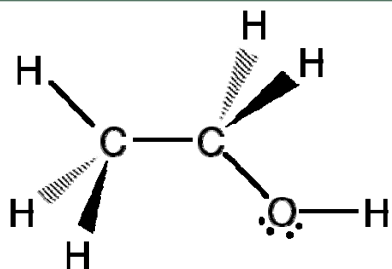


U.S. DEPARTMENT OF
ENERGY

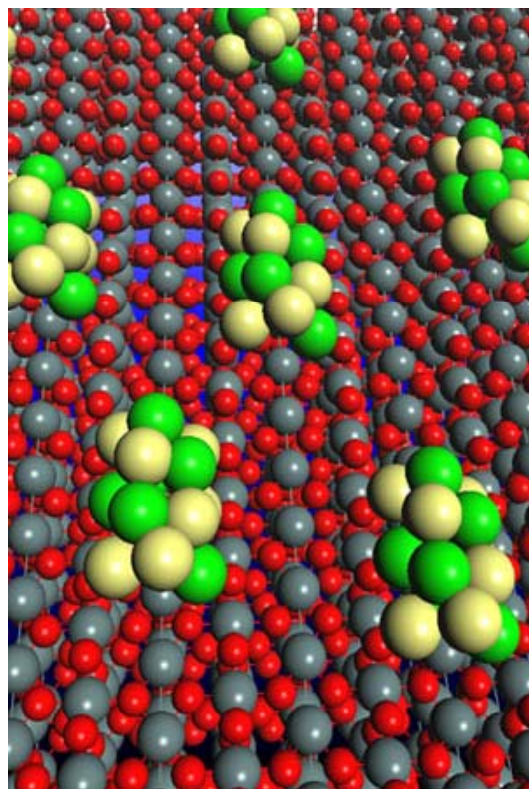
Office of
Science

New BES research on catalysts for ethanol fuel cells

Brookhaven National Laboratory



Challenge: stable, selective and energy-efficient C-C oxidation in a fuel cell with fuel molecules containing C-C, C-O, C-H bonds.



- Model of a ternary electrocatalyst for ethanol oxidation consisting of platinum-rhodium clusters on a surface of tin dioxide. For the first time, this catalyst can split the carbon-carbon bond selectively at a fuel cell anode.
- Hydrogen adsorbate binds through the hollow Rh-Pt site, all other species bind through the bare Rh sites; the cluster structure forces the formation of a cyclic intermediate that results in C-C bond breakage.

BES-supported critical advance: use of characterization techniques (EXAFS, IRRAS) at NSLS and CFN and molecular modeling techniques (DFT) to understand the role of bimetallic cluster structure, support structure, electronic structure, and charge transfer on the mechanism of C-C splitting and oxidation.

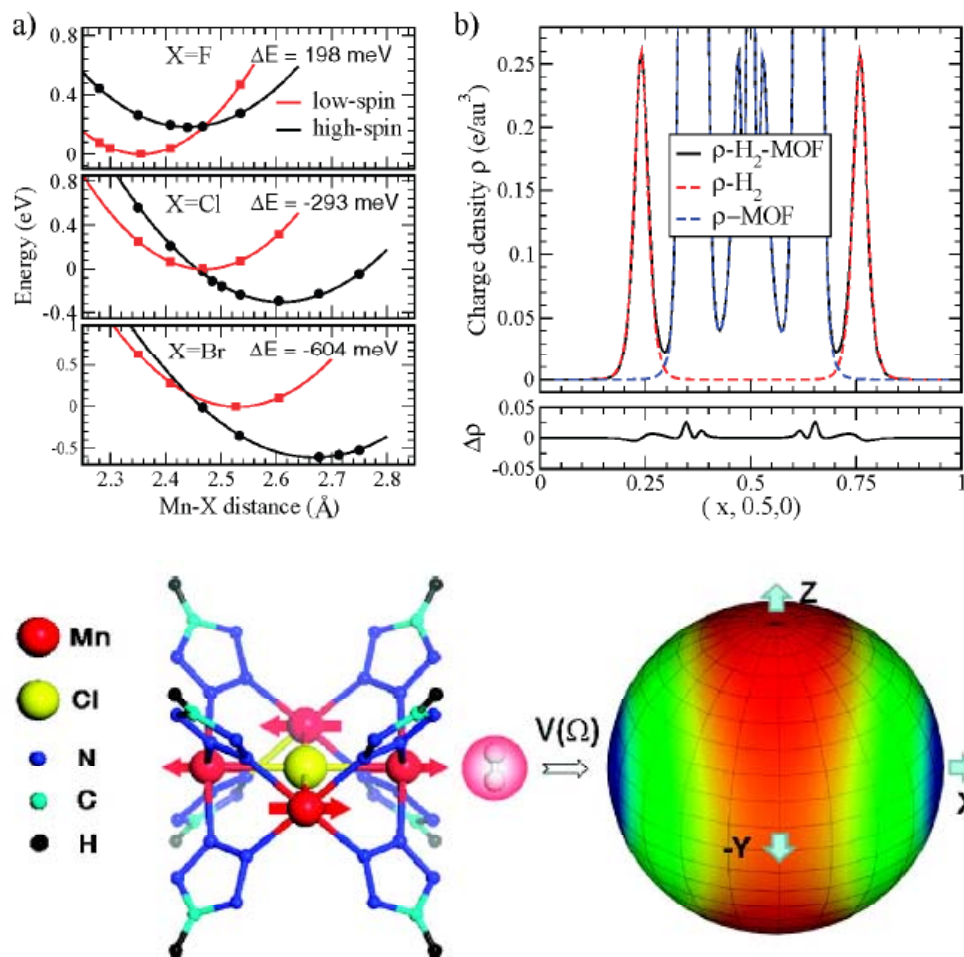


U.S. DEPARTMENT OF
ENERGY

Office of
Science

R. Adzic, et al., Nature Materials 8, 325 (2009)

Tunability of Hydrogen Binding in Metal-Organic Frameworks with Exposed Transition Metal Sites



W. Zhou and T. Yildirim, *J. Phys. Chem. C* 112 (22) 2008

- Recent results incorporating exposed transition metals (TM) sites in Mn₄Cl-MOFs have shown an increase in binding energy (BE) to a level intermediate between pure van der Waals (4 kJ/mol) and Kubas binding (30-50 kJ/mol) but the mechanism was not clear and originally attributed to a type of Kubas interaction
- BE was shown to depend on the magnetic spin state of the Mn ions and that this spin state could be influenced by exchanging Cl with either F or Br, either reducing or increasing the BE, respectively
- DFT calculations were made on these systems that showed the hydrogen-TM binding was not a Kubas-type but was rather a Coulomb interaction (no electron sharing nor bond stretching) with little hybridization of orbitals
- This Coulomb interaction is very anisotropic and to properly calculate the binding energy it is necessary to take into account the quantum nature of the H₂ orientation. Here it is shown that the rotational dynamics of the H₂ molecule are strongly confined to a slab-like region (red region in bottom right figure) which has been shown to influence the BE.

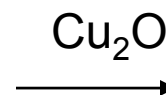
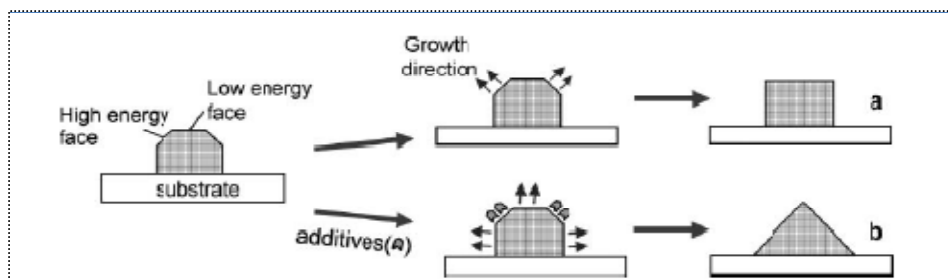


U.S. DEPARTMENT OF
ENERGY

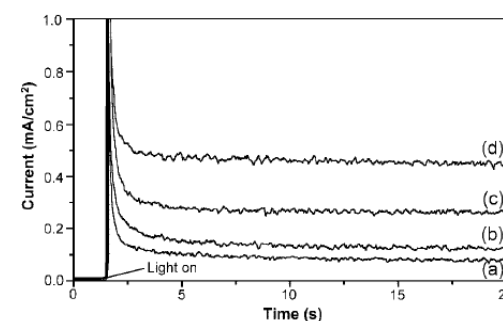

Office of
Science

Novel Synthesis of Nanomaterials for Solar Hydrogen Production

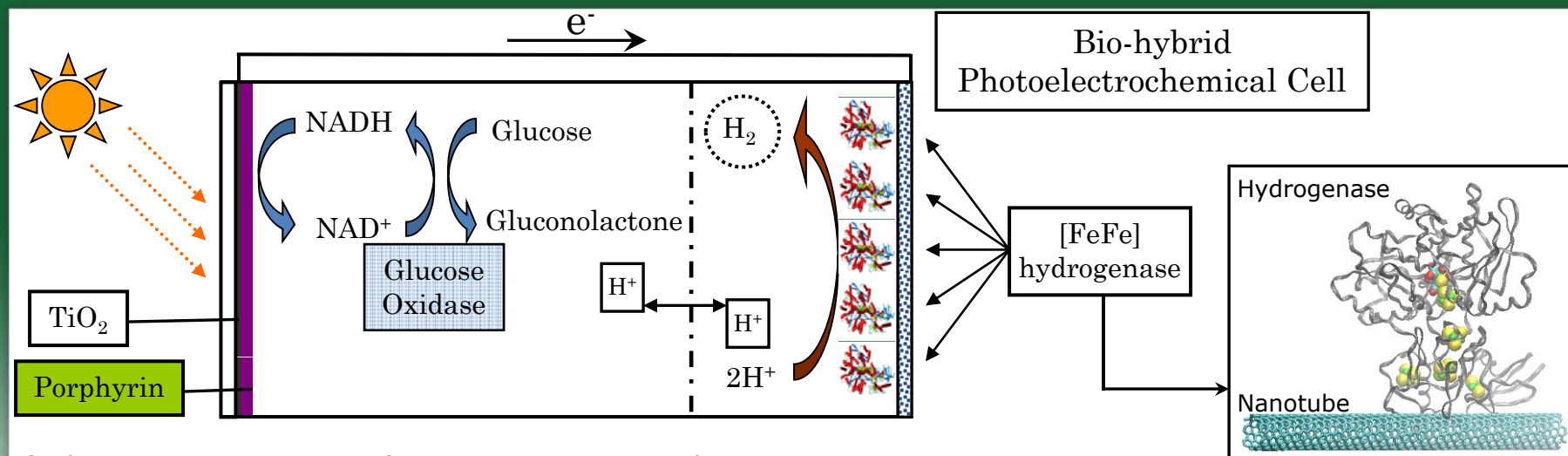
- Cu_2O is a direct-gap semiconductor and is a viable candidate to produce hydrogen by direct water photolysis using visible light with little or no external bias. The efficiency of photocurrent generation is dependent on the shape, size and interconnection of the polycrystals.
- By gaining a deeper understanding of the growth mechanisms of electrodeposited Cu_2O crystals it is possible to control the growth in such a way as to tailor the final shape and size of the crystals and therefore alter the generation of photocurrent when the crystals are illuminated.



- Two keys to branching morphology were found to be the buffering of the solution to eliminate localized changes in pH and the control of overpotential during growth; precise manipulation of these two factors allows exquisite control of dendritic branching.
- Once this was fully understood it was possible, by creating optimally branched structures, to increase the photocurrent of a thin film of Cu_2O by up to a factor of 20, thereby increasing the ability to produce hydrogen from sunlight.

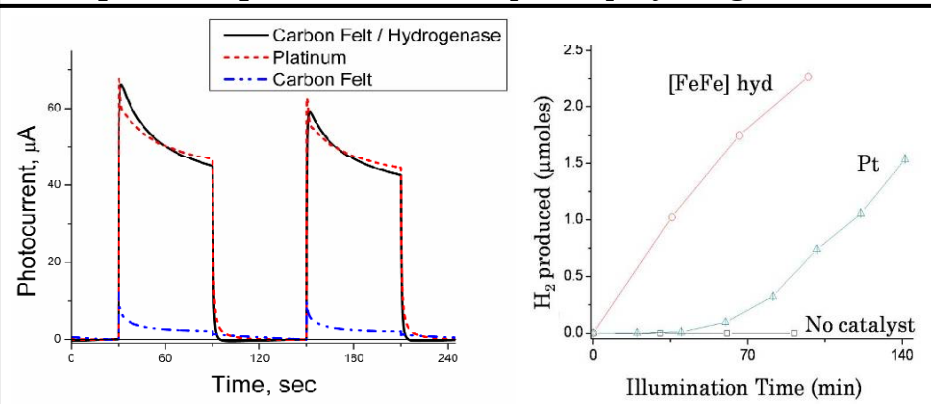


Bio-hybrid H₂-production with [FeFe] hydrogenase



- Surfactant-suspended carbon SWNTs spontaneously self-assemble with [FeFe] hydrogenases to form catalytically active biohybrids
- SWNTs act as molecular wires, making electrical contact to the biocatalytic region of the hydrogenase
- [FeFe] hydrogenase immobilized onto carbon electrodes in a PEC serves as a model Bio-hybrid, Solar-driven, H₂-production system
- H₂-production photocurrents, rates and durations with [FeFe] hydrogenase as catalyst closely match the performance values of a nanoparticulate, Pt-catalyst

Comparable performance of [FeFe] hydrogenase and



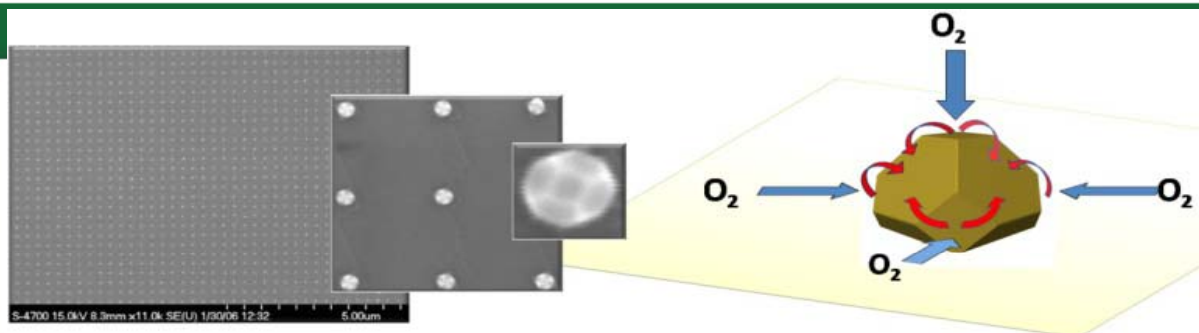
U.S. DEPARTMENT OF
ENERGY

Office of
Science

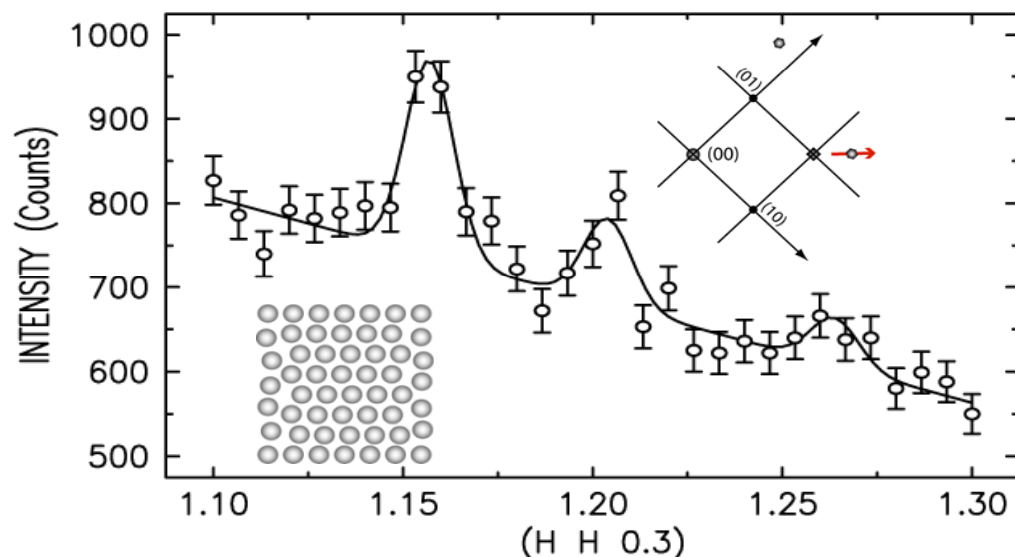
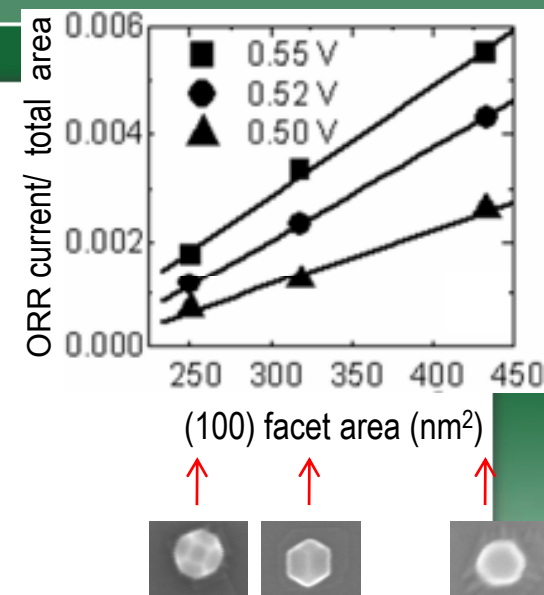
T.J. McDonald et al, NanoLetters 7 (11) 2007

M.C. Beard, J.L. Blackburn and M.J. Heben, NanoLetters 8 (12) 2008

Catalytic Mechanisms Elucidated with Pt Nanoparticle Arrays



Arrays of replicated Pt nanoparticles were tested in HClO_4 for oxygen reduction reaction (ORR) activity. Distinct substrate orientations produced particles with differing ratios of (111) to (100) facet area. Each array exhibits nanoparticles of nearly identical size, shape, and orientation.



- The (100) nanofacet is found by synchrotron x-ray experiments to have partial 'hex'-surface reconstruction, known for inducing catalytic activity in large (100) surfaces.
- ORR is proportional to the area of 1st step adsorbing (100) facets, while activation energies match those of the final steps found on active (111) surfaces.
- High activity of the particles are explained by nanoscale crossover of intermediates.



U.S. DEPARTMENT OF
ENERGY

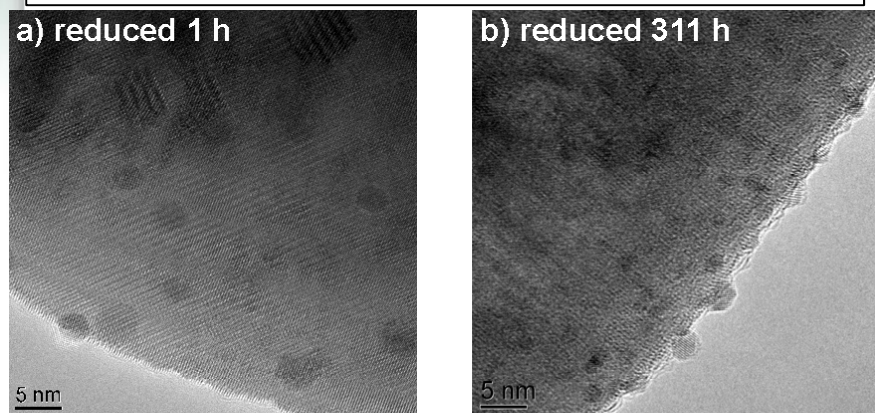
Office of
Science

V Komanicky, H Iddir, K-C Chang, A Menzel, G Karapetrov, D Hennessy, P Zapol, H You, *J. Am. Chem. Soc.* **131**, 5732 (2009)


Dynamics of Nano-Catalyst Precipitation in (La,Sr)(Cr,M)O₃ Composite Anodes

- New anode materials are important for making fuel-flexible solid oxide fuel cells
- Novel anodes have been developed where nano-sized catalyst particles form on oxide surfaces
 - Example, Ru particles form on (La,Sr)(Cr,Ru)O₃ surfaces, improving electrical performance, when they are exposed to the reducing fuel during cell operation
 - The particles show remarkable stability even at temperatures of 800°C (lower left image)
- To help understand these results, a new system, (La,Sr)(Cr,Ni)O₃, was studied
- Ni forms much larger particles than Ru, that grow substantially over time at 800°C (lower right)
 - Differences explained by the lower melting point of Ni, which may lead to a higher surface diffusivity on the oxide particles


Electron microscope images of Ru particles on oxide surfaces, that are very small (2-5 nm) and remain stable in the reducing fuel environment




Electron microscope images of Ni particles on oxide surfaces, that are much larger than Ru and grow rapidly in the reducing fuel environment



Size-Controlled Monodisperse Colloidal Magnesium Oxide Nanocrystals: Synthesis and Efficient Blue Luminescence



- Monodisperse nanocrystals of MgO can be prepared by direct colloidal synthesis. Diameter control (2-8 nm) is achieved by incorporating catalytic amounts of water into the organic reaction medium.
- Bright, blue luminescence is observed with quantum yield up to ca. 20%. The large population of surface states on these small nanocrystals is responsible for the efficient blue emission, which is unexpected from a wide band-gap insulator.
- MgO nanocrystals could play a role in long-term storage of carbon dioxide, a potential means of crucial tactic in tempering the effects of global warming.
- *MgO provides a introductory route to development of Mg particles for true hydrogen storage.*



Energy Frontier Research Centers

Tackling Our Energy Challenges in a New Era of Science

- To engage the talents of the nation's researchers for the broad energy sciences
- To accelerate the scientific breakthroughs needed to create advanced energy technologies for the 21st century
- To pursue the fundamental understanding necessary to meet the global need for abundant, clean, and economical energy

46 centers awarded (\$777M over 5 years), representing 102 participating institutions in 36 states and D.C.

Pursue *collaborative* basic research that addresses both energy challenges and science grand challenges in areas such as:

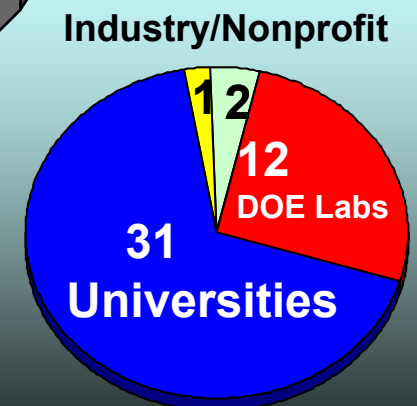

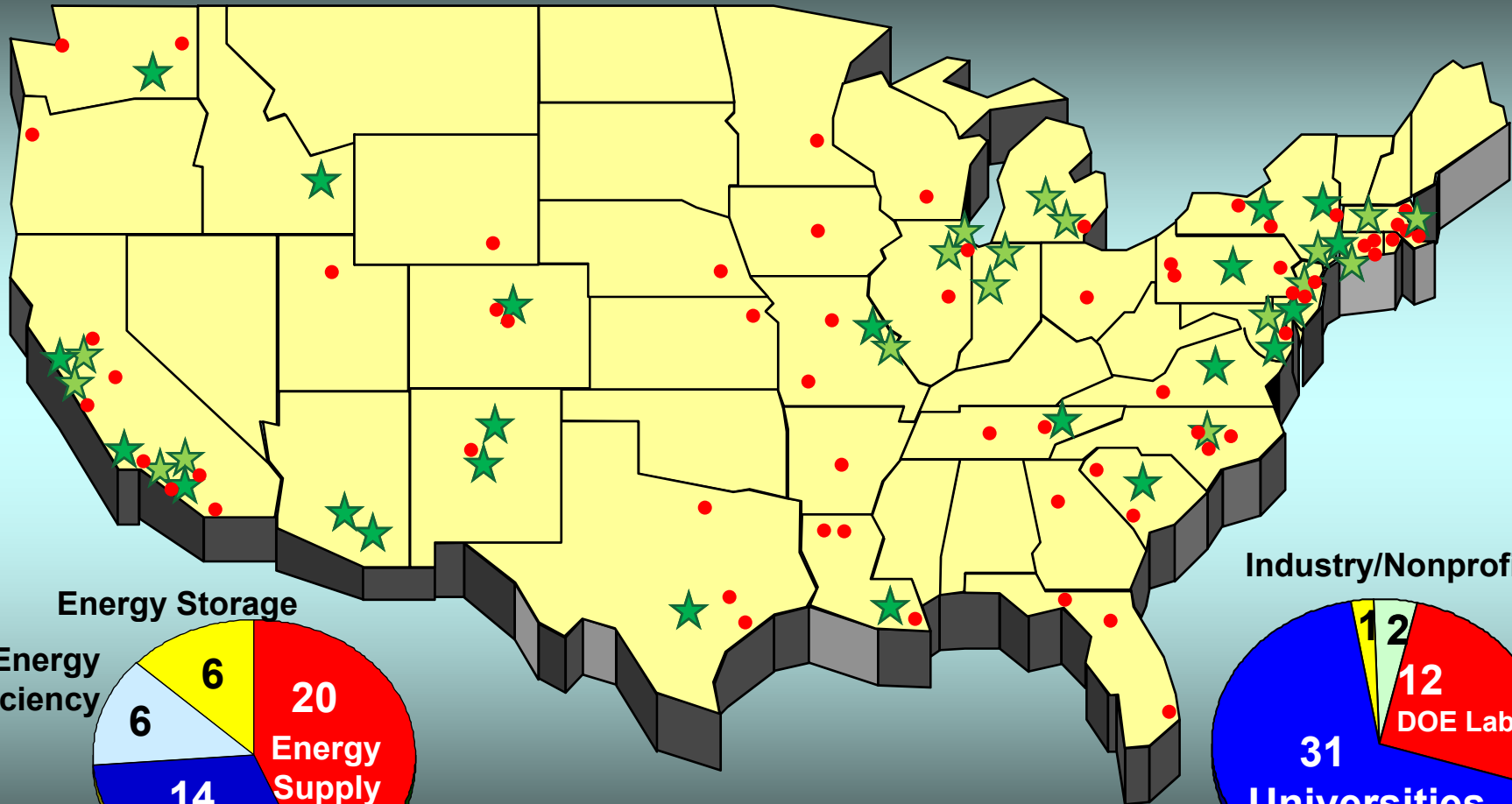
- Solar Energy Utilization
- Combustion
- Bio-Fuels
- Catalysis
- Energy Storage
- Solid State Lighting
- Geosciences for Energy Applications
- Superconductivity
- Advanced Nuclear Energy Systems
- Materials Under Extreme Environments
- Hydrogen



Energy Frontier Research Centers

46 centers awarded, representing 102 participating institutions in 36 states plus D.C

Energy Frontier Research Center Locations (★ Leads; • Participants)



24

Examples of Hydrogen-Related EFRCs

Michael Wasielewski, Northwestern Univ.

Argonne-Northwestern Solar Energy Research Center (ANSER)



Tom Meyer, Univ. of North Carolina

Solar Fuels and Next Generation Photovoltaics



Ken Reifsnider, Univ. of South Carolina

Heterogeneous Functional Materials Center (HeteroFoam)



Héctor Abruña, Cornell Univ.

Energy Materials Center at Cornell (EMC²)



U.S. DEPARTMENT OF
ENERGY

Office of
Science

Energy Innovation Hub – Fuels from Sunlight

Part of a significant new DOE initiative - one of three Hubs funded at \$22M each in the FY 2010 appropriation.

Key Dates:

- **December 22, 2009: Funding Opportunity Announcement (FOA) issued**
- **January 29, 2010: Letters of intent due (but not required)**
- **March 29, 2010: Full applications due**
- **June, 2010: Award announcement**
- **August 2010: Award initiation**

The objective of the Fuels from Sunlight Hub is to develop an effective solar energy to chemical fuel conversion system. The system should operate at an overall efficiency and produce fuel of sufficient energy content to enable transition from bench-top discovery to proof-of-concept prototyping.

For information on DOE Energy Innovation Hubs see: <http://www.hubs.energy.gov/>



**U.S. DEPARTMENT OF
ENERGY**

Office of
Science