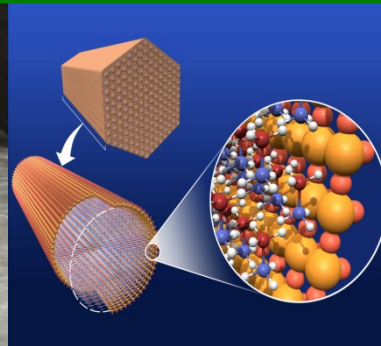




U.S. DEPARTMENT OF  
**ENERGY**



# Hydrogen Storage -Session Introduction -

*Ned Stetson*

*2013 Annual Merit Review and Peer Evaluation Meeting  
May 14, 2013*

# Goal and Objectives:

*Goal: Develop and demonstrate viable hydrogen storage technologies for transportation, stationary, material handling, and portable power applications*

## H<sub>2</sub> Storage Mission:

- **Automotive applications:** Enable fuel cell electric vehicles (FCEVs) through the development of hydrogen storage technologies that will provide a 300 mile plus driving range while meeting customer expectations for cost, safety, passenger/cargo space and performance requirements.
- **Non-automotive applications:** Enable cost-effective operation of fuel cells through the development of storage technologies that can provide enough hydrogen to meet customer-driven performance metrics in a safe and convenient package.
- Support the analysis, research, development and demonstration of hydrogen storage technologies that can help the successful commercialization of fuel cell products.
- Support the development of technologies to maintain U.S. leadership in technology and manufacturing for the emerging hydrogen – fuel cell industry.

2012  
Technical Plan — Storage

### 3.3 Hydrogen Storage

Hydrogen storage is a key enabling technology for the advancement of hydrogen and fuel cell technologies that can provide energy for an array of applications, including stationary power, portable power, and transportation. Also, hydrogen can be used as a medium to store energy created by intermittent renewable power sources (e.g., wind and solar) during periods of high availability and low demand, increasing the utilization and benefits of the large capital investments in these installations. The stored hydrogen can be used during peak hours, as system backup, or for portable, transportation, or industrial applications. The U.S. Department of Energy's (DOE's) efforts through 2011 have primarily been focused on the Research, Development and Demonstration (RD&D) of onboard vehicular hydrogen storage systems that will allow for a driving range of 300 miles or more, while meeting packaging, cost, safety, and performance requirements to be competitive with conventional vehicles. As of 2011, there were over 180 fuel cell light-duty vehicles and over 20 fuel cell buses utilizing compressed hydrogen storage. In the DOE's Technology Validation sub-program National Fuel Cell Electric Vehicle (FCEV) Learning Demonstration project,<sup>1</sup> automakers have validated vehicles with more than a 250-mile driving range. Additionally, at least one vehicle has been demonstrated capable of 430 miles on a single fill of hydrogen<sup>2</sup>, however the driving range must be achievable across the range of light-duty vehicle platforms and without compromising space, performance or cost.

There is a host of early or near-term power applications in which fuel cell technologies are expected to achieve wide-scale commercialization prior to light-duty vehicles. The early market applications can generally be categorized into three market segments:

- stationary power such as back up power for telecommunications towers, emergency services, and basic infrastructure (e.g., water and sewage pumps);
- portable power such as personal laptop battery rechargers, portable generator sets (gen-sets), or mobile lighting;
- material handling equipment such as forklift trucks, pallet jacks, and airport baggage and pushback tractors.

Currently, these applications are suggested to be the largest markets for fuel cells until fuel cell vehicles are commercialized.<sup>3</sup> Thus, DOE is initiating efforts to establish performance requirements and targets as well as RD&D efforts to address hydrogen storage technology gaps for these



<sup>1</sup> IC, Wipke et al., "National Fuel Cell Electric Vehicle Learning Demonstration Final Report," National Renewable Energy Laboratory, July 2012, [http://www.osti.gov/science/hydrogen/vehicles/fuel\\_cell\\_learning\\_demo\\_final\\_report.pdf](http://www.osti.gov/science/hydrogen/vehicles/fuel_cell_learning_demo_final_report.pdf)

<sup>2</sup> IC, Wipke, et al., "Evaluation of Range Estimates for Toyota FCEV, ads Under Open Road Driving Conditions," National Renewable Energy Laboratory and Savannah River National Laboratory, August 2009, [http://www.osti.gov/science/hydrogen/vehicles/fuel\\_cell\\_ads\\_range\\_evaluation.pdf](http://www.osti.gov/science/hydrogen/vehicles/fuel_cell_ads_range_evaluation.pdf)

<sup>3</sup> 2011 Fuel Cell Technologies Market Report, July 2012, [http://www.osti.gov/science/hydrogen/vehicles/fuel\\_cell\\_2011\\_market\\_report.pdf](http://www.osti.gov/science/hydrogen/vehicles/fuel_cell_2011_market_report.pdf)

Multi-Year Research, Development and Demonstration Plan Page 33 - 1

**MYRD&D Update  
Released  
May 2013**

# Challenges: Automotive

*To enable a driving range of >300 miles, while meeting packaging, cost and performance requirements across all vehicle platforms to achieve significant market penetration*

Storage Targets	Gravimetric (kWh/kg sys)	Volumetric (kWh/L sys)	Costs (\$/kWh) (projected to 500,000 units/yr)
<b>2017</b>	<b>1.8</b> <b>(0.055)</b>	<b>1.3</b> <b>(0.040)</b>	<b>\$12</b> <b>(\$400)</b>
<b>Ultimate</b>	<b>2.5</b> <b>(0.075)</b>	<b>2.3</b> <b>(0.070)</b>	<b>\$8</b> <b>(\$266)</b>

*Note: there are ~20 specific onboard storage targets that must be met simultaneously*

H <sub>2</sub> Storage System	Gravimetric (kWh/kg sys)	Volumetric (kWh/L sys)	Costs (\$/kWh) (projected to 500,000 units/yr)
700 bar compressed (Type IV) <sup>b</sup>	1.7	0.9	19
350 bar compressed (Type IV) <sup>b</sup>	1.8	0.6	16
Cryo-compressed (276 bar) <sup>b</sup>	1.9	1.4	12
Metal Hydride (NaAlH <sub>4</sub> ) <sup>c</sup>	0.4	0.4	TBD
Sorbent (AX-21 carbon, 200 bar) <sup>c</sup>	1.3	0.8	TBD
Chemical Hydrogen Storage (AB-liquid) <sup>c</sup>	1.3	1.1	TBD

**Near-Term Option:** Compressed gas storage offers a near-term option for initial vehicle commercialization and early markets though the cost of composite tanks is still a challenge.

**Long-Term Option:** Materials-based solutions targeted to meet all on-board storage targets, at once

- Improving gravimetric and volumetric capacities
- Having sufficient kinetics within appropriate temperature and pressure ranges
- Lowering cost of overall engineered system

<sup>a</sup> Assumes a storage capacity of 5.6 kg of usable H<sub>2</sub>, <sup>b</sup> Based on Argonne National Laboratory performance and TIAX cost projections, <sup>c</sup> Based on Hydrogen Storage Engineering Center of Excellence performance projections

# Challenges: Non-Automotive

*Storage to enable cost-effective operation of fuel cells that are able to meet customer-driven performance metrics in a safe and convenient package*

Material Handling Equipment Targets	Volumetric kWh/L (kg H <sub>2</sub> /L sys)	System Cost \$/kWh net (\$/kg H <sub>2</sub> )	System Fill Time (2kg) min
2015	1.0 (0.03)	20 (667)	4.0
2020	1.7 (0.05)	15 (500)	2.8



**Fuel Cell Forklifts**

Portable Power Targets		Gravimetric kWh/kg (kg H <sub>2</sub> /kg sys)	Volumetric kWh/L (kg H <sub>2</sub> /L sys)	System Cost \$/kWh net (\$/g H <sub>2</sub> )	
				<2.5W	>2.5-150W
2015	Single-Use	0.7 (0.02)	1.0 (0.03)	0.09 (3.0)	0.2 (6.7)
	Rechargeable	0.5 (0.015)	0.7 (0.02)	0.75 (25)	1.0 (33)
2020	Single-Use	1.3 (0.04)	1.7 (0.05)	0.03 (1.0)	0.1 (3.3)
	Rechargeable	1.0 (0.03)	1.3 (0.04)	0.4 (13)	0.5 (17)



**Portable Power**

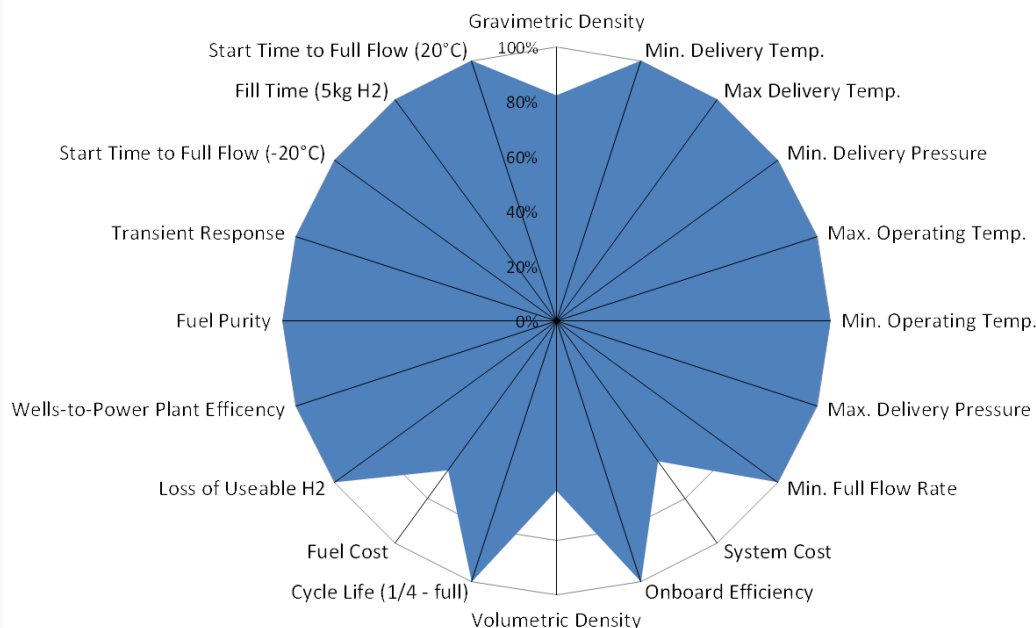
Targets developed from RFI with industry and stakeholder input.

For full targets see MYRD&D, <http://www1.eere.energy.gov/hydrogenandfuelcells/mypp/pdfs/storage.pdf>

# Near-term strategy for lowering costs

*Compressed Gas Tanks – Unable to meet all onboard storage targets, however offer a near-term path to commercialization if costs are reduced*

**70 MPa Type IV Single Tank System  
Compared Against 2017 Targets**



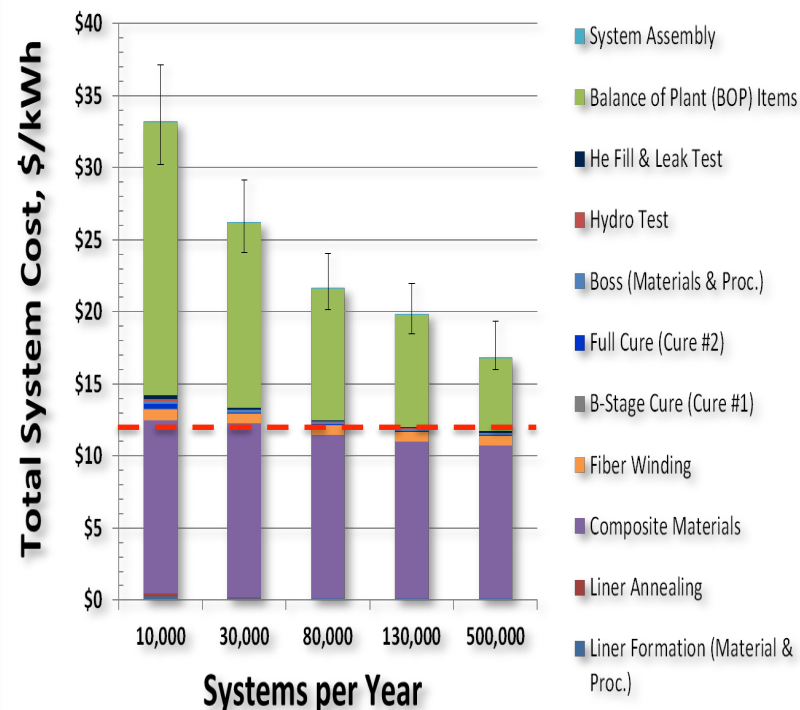
## Key Barriers:

- **Cost**
- **Volumetric Capacity**
- **Gravimetric Capacity**
- **Fill Time**

ANL (ST001)

**70MPa Compressed Gas Storage System**

Single tank holding 5.6kgH<sub>2</sub> usable, cost in 2007\$



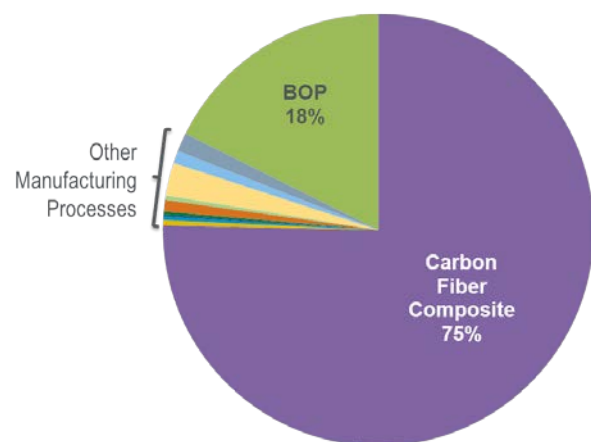
Strategic Analysis, Inc. (ST100)



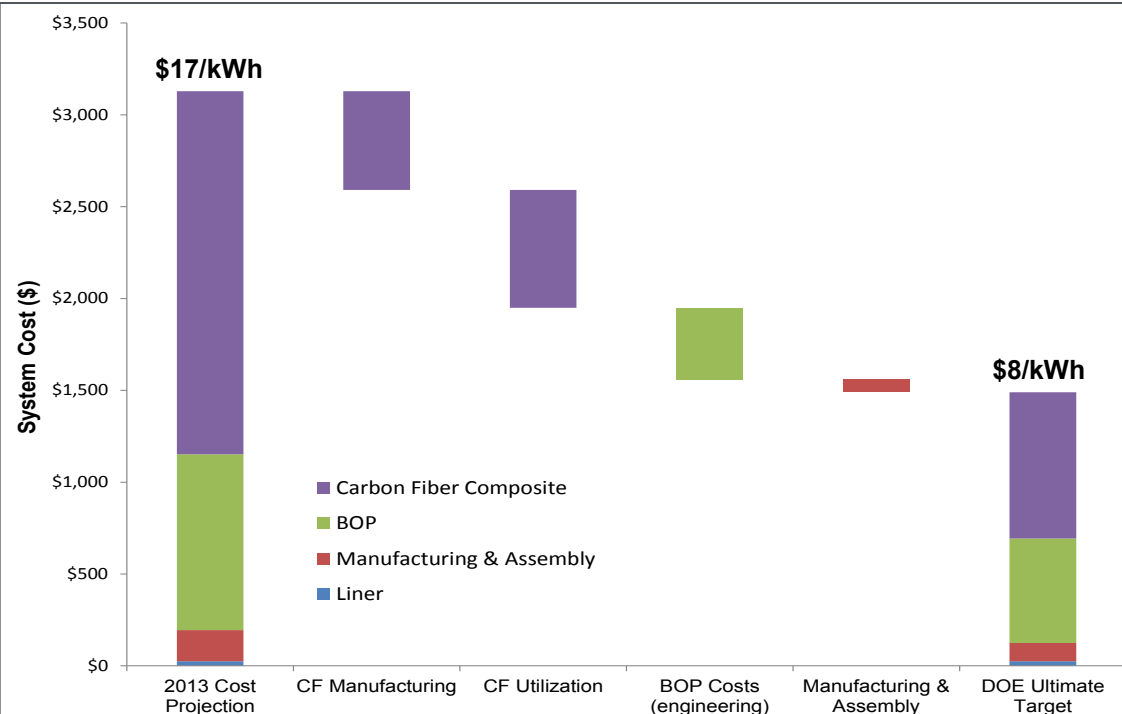
# Near-term strategy for lowering costs

*Cost reduction strategies must emphasize reducing cost and quantity of carbon fiber composite used in systems*

System Cost contributors at 500,000 Systems/Year



Over 75% of cost is in carbon fiber!



## Near-term Focus

Cost reductions required to meet DOE cost target:

- ~40% Reduction in composite structure
- ~10% Reduction in Balance of Plant

## Projects Addressing R&D Needs:

- ST101 – Holistic Tank Design approach
- ST099 – Low-cost Precursor
- ST093 – Precursor Processing
- ST105 – Resin Fillers (SBIR)
- ST109 – Laminate Strengthening (SBIR)
- ST110 – Graded Carbon Fiber (SBIR)

# 2013 Progress: Reducing CF precursor cost

*PAN precursor fibers account for over 50% of cost of manufacturing carbon fiber, lower cost precursors offer opportunity to reduce CF costs*

Optimization of conversion processing for textile-grade PAN/MA underway

## Air Gap Spinning

introduced to help resolve kidney shaped fiber issue



Prestretching

Oxidation 1


Oxidation 2

Oxidation 3

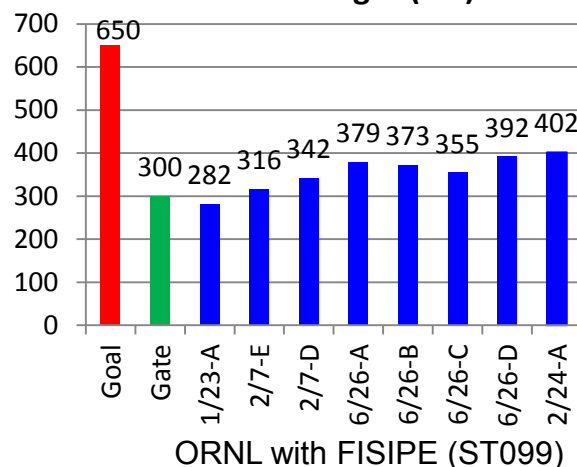
Oxidation 4

Carbonization 1


Carbonization 2



## Tensile Strength (KSI)



Significant improvement obtained with post stretched melt-spun PAN fibers



Post treatment stretching results in smooth, smaller diameter PAN fibers

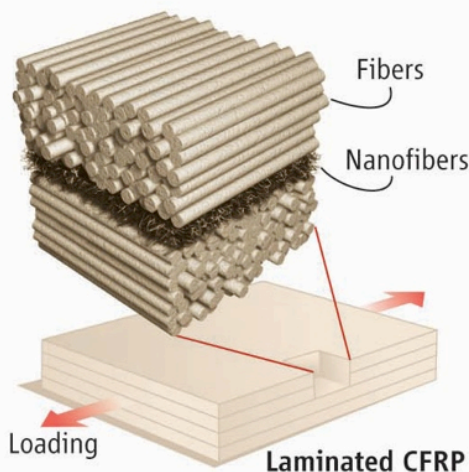
Date of carbonization	Sample	Peak stress [ksi]	Modulus [Msi]
Feb. 2012	VT_201201	Could not be unspooled	
Apr. 2012	VT_201203	76.5	16.1
Jun. 2012	VT_201205	77.4	6.2
Mar. 2013	VT_20121129_S6_B	222.4 (84.0)	22.4 (2.6)
	VT_20121129_S7_A	261.4 (67.2)	25.3 (3.1)
	VT_20121129_S7_B	212.0 (31.8)	20.8 (1.1)
	VT_20121129_S9_B	215.7 (113.2)	27.0 (2.5)

ORNL with Virginia Tech (ST093)

# 2013 Progress: Improved CF composites for lower cost

## *Improved carbon fiber composites, and optimized use of carbon fiber properties can lead to lower cost hydrogen storage*

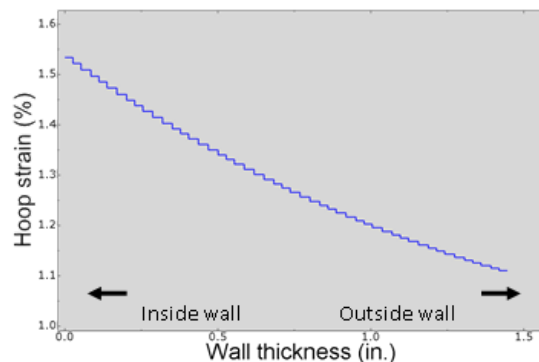
Initiated new SBIR project to develop integrated nanoreinforcement to improve interlaminar toughness and performance of composite pressure vessels



Nanofibers deposited between CF composite layers will improve damage resistance, interlaminar toughness, shear strength and burst strength.

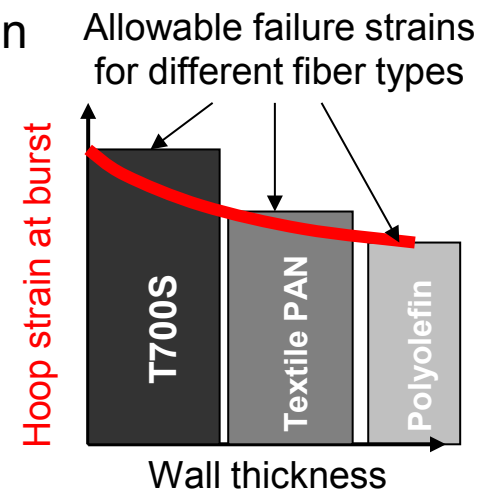
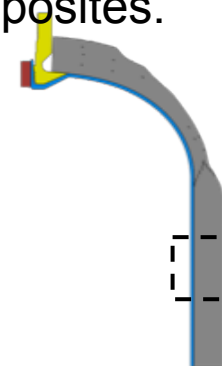
NextGen Aeronautics (ST109)

Initiate new SBIR project to investigate use of graded construction to optimize cost and performance of carbon fiber composites.



Thick wall effects leads to lower strain in outer wrappings, so optimizing CFC properties can lead to reduced costs.

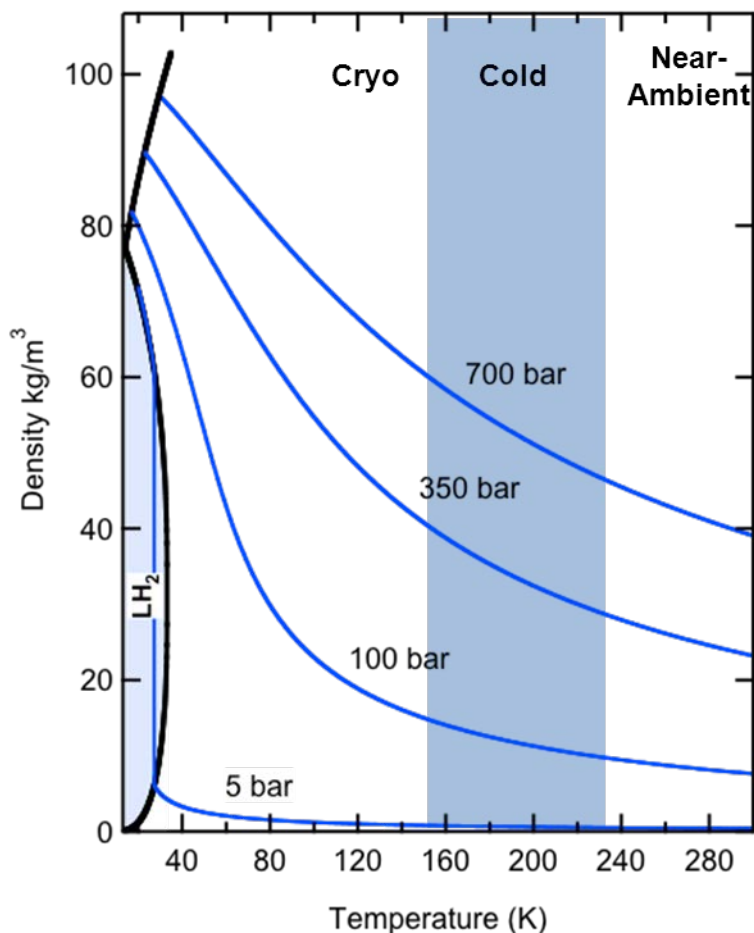
Composite Technology Development (ST110)





*Both lower temperatures and materials-based technologies offer long-term potential to meet onboard system targets*

Higher H<sub>2</sub> densities are achievable through use of lower temperatures



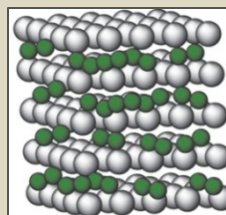
**Investigating potential for cold and cryo-compressed H<sub>2</sub>**

- Developing and validating pressure vessels for operating conditions
- Understanding implications and costs at forecourt

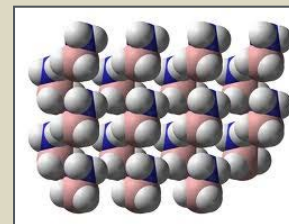
**Developing materials-based H<sub>2</sub> storage technologies**

- Developing materials with required capacity, thermodynamic and kinetic properties
- Developing balance-of-plant components
- Understanding implications and costs at forecourt

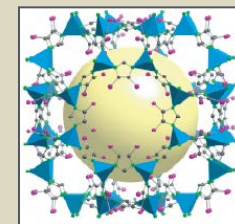
## Materials-based Storage



interstitial hydrides  
~100-150 g H<sub>2</sub>/L



chemical storage  
~70-150 g H<sub>2</sub>/L



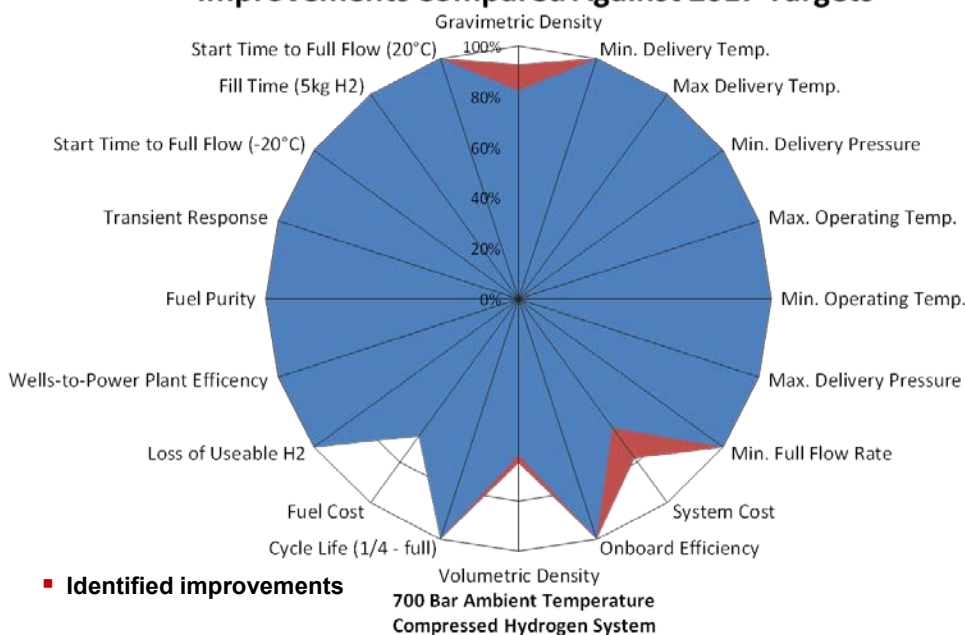
sorbents  
≤ 70 g H<sub>2</sub>/L

# 2013 Progress: Cold/Cryo compressed H<sub>2</sub>

*Higher hydrogen densities are achieved through use of lower temperatures, thereby reducing system volume*

## Enhanced Materials and Design Parameters for Reducing the Cost of Hydrogen Storage

### Improvements Compared Against 2017 Targets

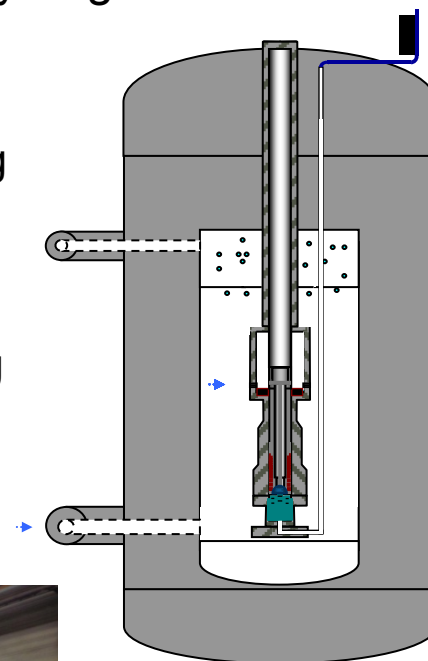


**Potential cost savings of 15% has been identified through low cost resins, resin modifications and alternative fiber placement.**

PNNL w/ Ford,  
Toray, AOC &  
Hexagon Lincoln  
(ST101)

Cryo-compressed storage offers potential to exceed liquid hydrogen densities

A liquid cryopump allows the direct fueling of supercritical hydrogen into a pressure capable cryogenic tank, offering potential for increased hydrogen densities.



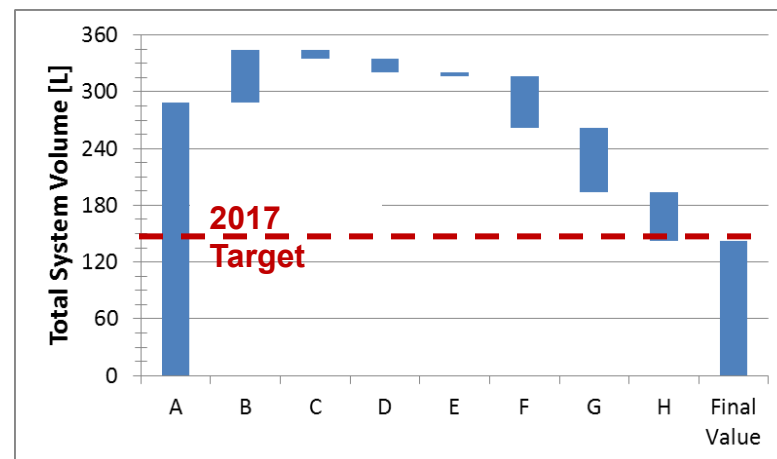
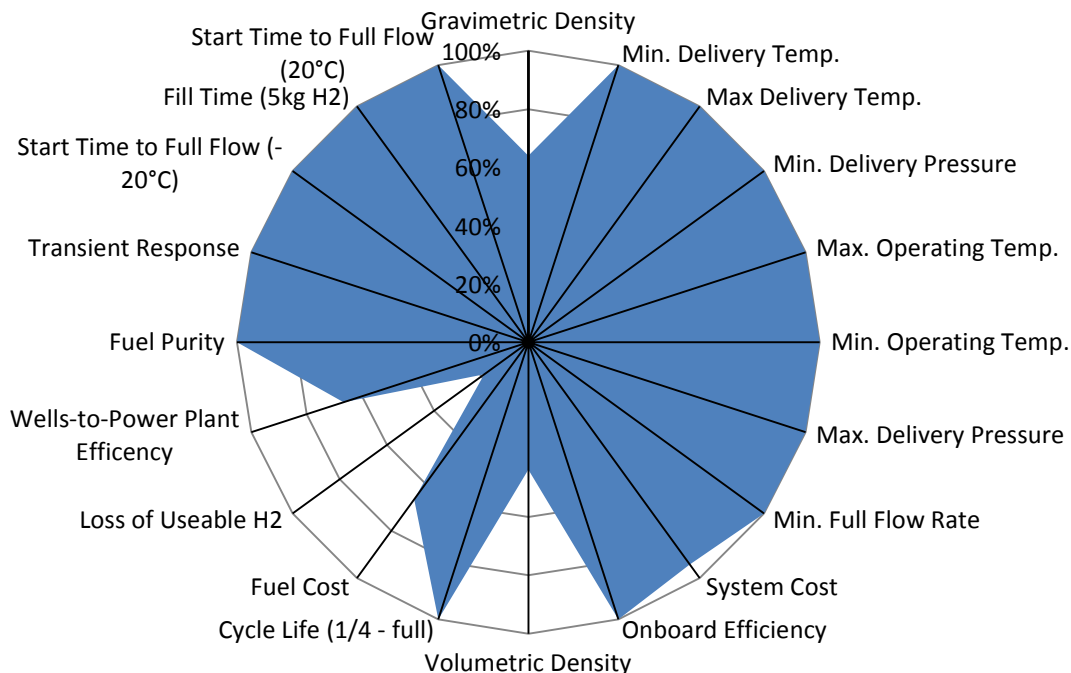
A 900 bar rated liquid hydrogen cryopump is being installed at LLNL. (PD092)

# 2013 Progress: Hydrogen Sorbents

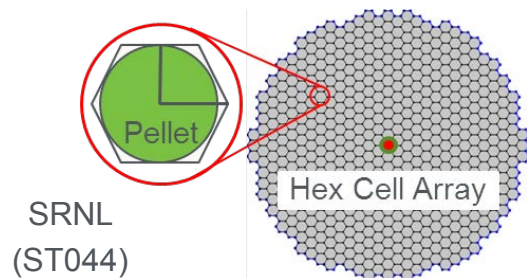
*Cryo-sorbents offer potential for significantly lower hydrogen storage pressures without sacrificing volumetric density*

## Sorbent System vs 2017 Targets

MOF-5 Powder, HexCell HX, Type 1 Al tank, 100 bar, 80 K



Step	Description
A	Phase 1 Baseline – Activated Carbon; Type 3 tank; Full at 80K, 200 bar; FT Cooling + Generic Resistance Heater
B	Set Operating Conditions to 80 K, 100 bar, Type 1 Al Tank
C	Identify Internal Heat Exchanger Design: HexCell w/ Resistance Heater
D	Replace Activated Carbon with Powder MOF-5
E	Improve BOP (reduces mass & volume by 25%)
F	Maintain Capacity with increased Operating Temperature (reduce MLVI by 50%; remove LN <sub>2</sub> )
G	Increase Material Capacity to 140% of Powdered MOF-5
H	Increase Material Capacity to 200% of Powdered MOF-5



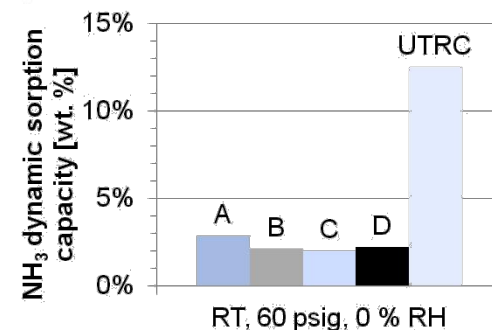
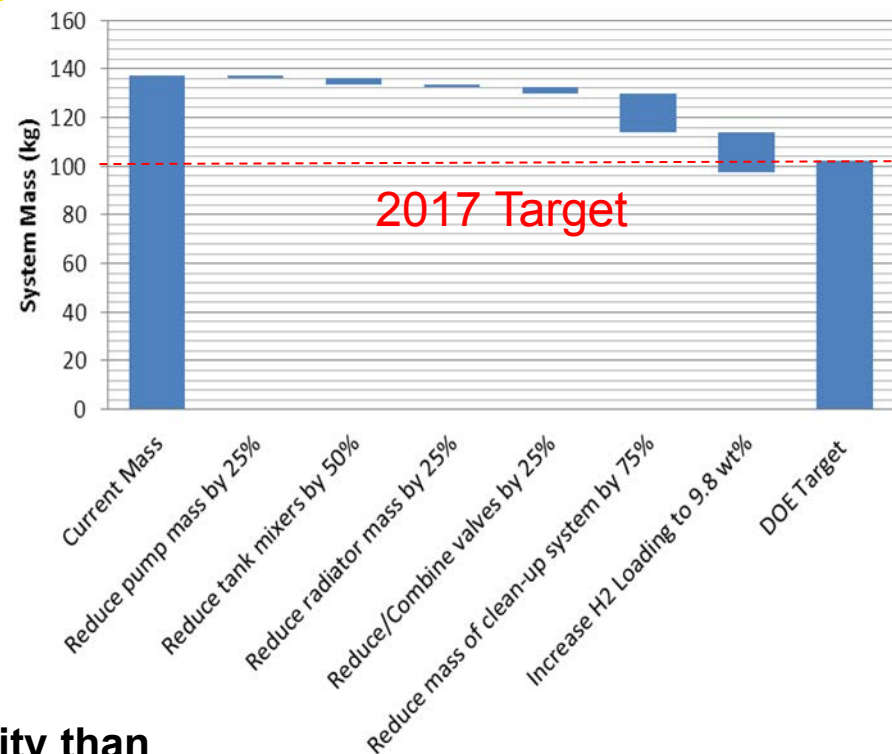
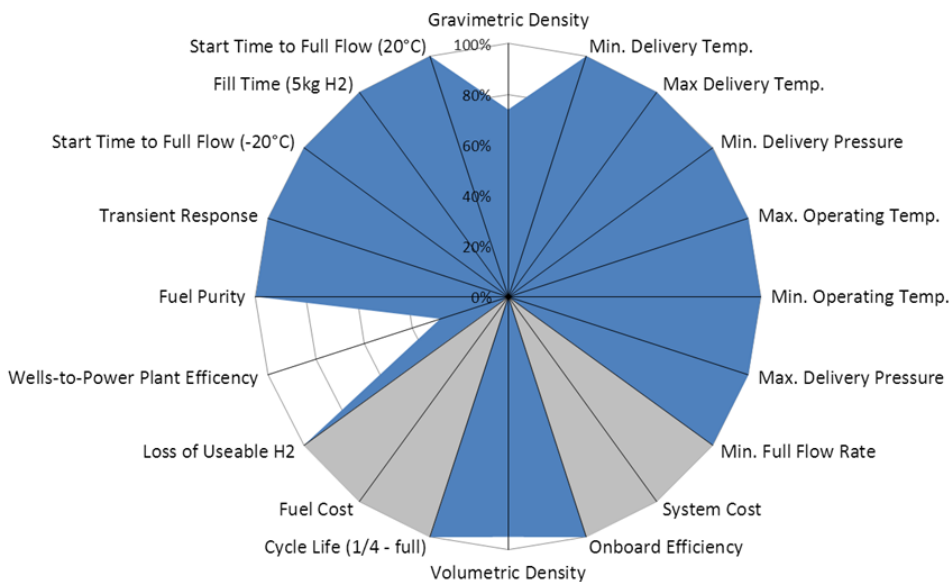
SRNL  
(ST004)

# 2013 Progress: Chemical Hydrogen Storage

*Chemical hydrogen storage materials offer the potential to meet volumetric density targets while maintaining liquid state; however, regeneration costs must be reduced*

## Chemical System vs 2017 Targets

50 wt% AB slurry in silicon oil



- Developed NH<sub>3</sub> scrubber with 6X higher capacity than commercial adsorbents (UTRC ST006)
- Developed pathways to exceed gravimetric & volumetric targets (LANL ST007, PNNL ST005)
- Developed novel liquid phase CHS materials that remain as liquids post dehydrogenation (LANL ST040, UO ST104)
- Increased efficiency of AlH<sub>3</sub> regen (SRNL ST063)



# Progress – Best Practices for Characterization of Hydrogen Storage Materials

*The best practices document for the characterization of hydrogen storage materials has been expanded to include engineering related properties*

## Two New Sections

### • Task 6: Engineering Thermal Properties

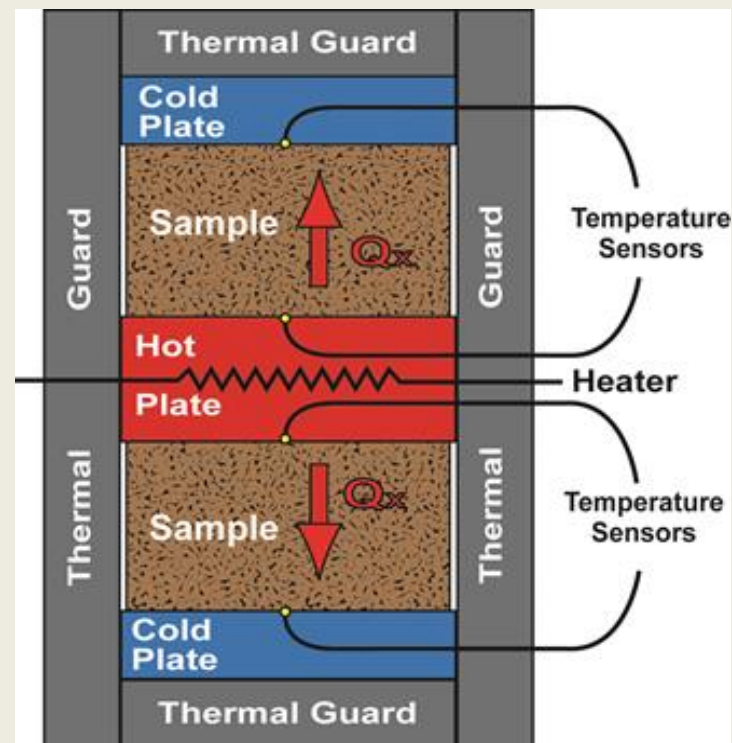
- Review measurement techniques in current use for determining thermal conductivity and heat capacity properties of hydrogen storage materials.
- Evaluate common thermal property measurement methods used in other applied materials fields that may be appropriate for hydrogen storage materials.

### • Task 7: Engineering Mechanical Properties

- Examine benefits and limitations of methods for measuring porosity, skeletal, apparent, and packing densities.
- Validate that small sample measurements scale to full system performance.
- Present currently used and alternative methods for measuring material expansion forces.

(ST052)

### Example: Measurements Methods - Engineering Thermal Properties of Hydrogen Storage Materials



Schematic of Basic Guarded Hot Plate Design.



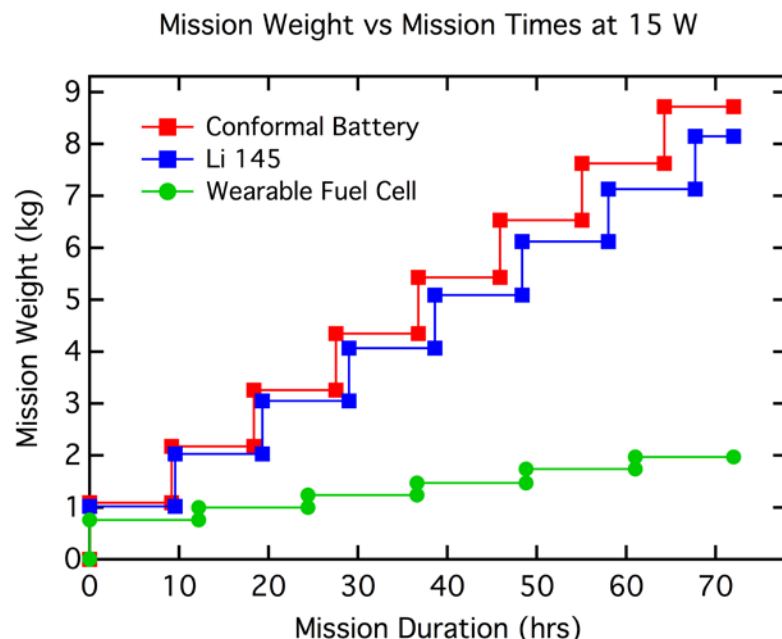
# Non-automotive Strategies –

*Advanced H<sub>2</sub> storage technologies can enable near-term commercialization of H<sub>2</sub> fuel cell devices in non-automotive applications*

## Portable Power

- H<sub>2</sub>-FC devices can offer lower mass compared to batteries when longer runtimes required.

**A 6+ kg mass savings for AlH<sub>3</sub> fueled FC vs batteries for a 72 hour mission<sup>1</sup>**

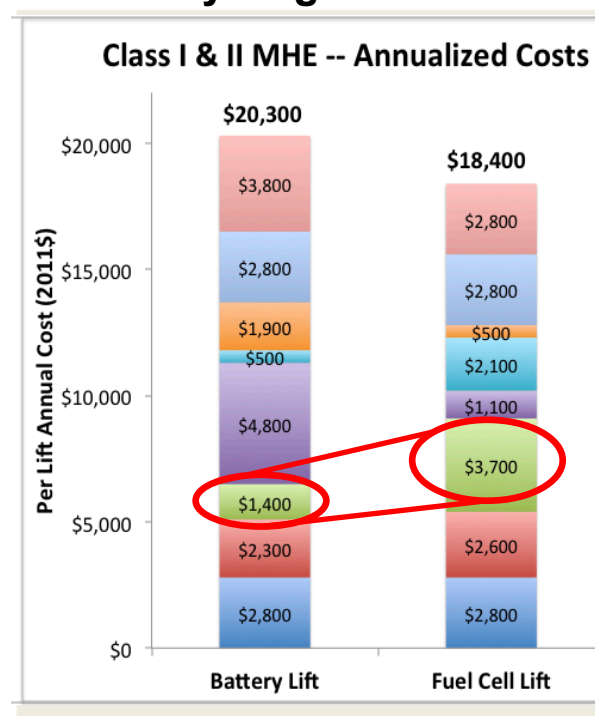


<sup>1</sup>M. Dominick, T. Thampan, J. Novoa, S. Shah, U.S. Army CERDEC's Soldier-Wearable Fuel Cell Developments and Testing, Proc. 45th Power Sources Conf., Las Vegas, June 2012.

## Material Handling Equipment

- Low-pressure H<sub>2</sub> storage may expand market for small MHE fleets

**Infrastructure costs a major barrier for hydrogen fuel cell forklifts<sup>2</sup>**



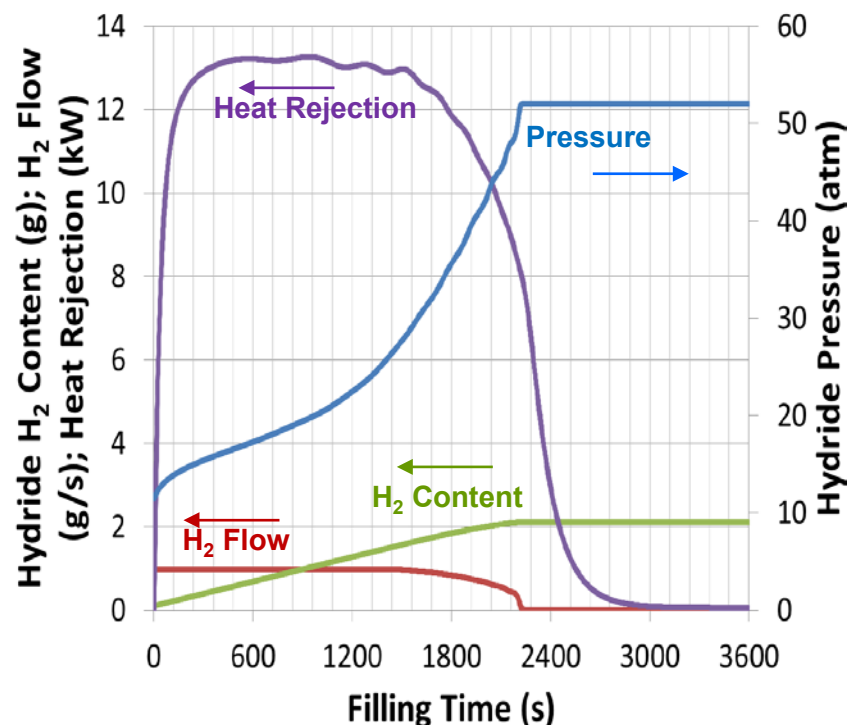
Infrastructure costs significantly higher for H<sub>2</sub> fuel cell vs battery forklifts

<sup>2</sup>J. Kurtz, S. Sprick, T. Ramsden, G. Saur, C. Ainscough, "What We've Learned from 2.5 Years of Early Market Fuel Cell Operation," <http://www.nrel.gov/hydrogen/cfm/pdfs/57759.pdf>

# Progress – Non-automotive applications

## Material Handling Equipment -

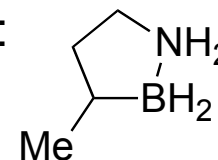
Demonstrated significantly shorter charging times (37 minutes for full charge vs ~40% charge in 60 minutes) with constant H<sub>2</sub> flow vs constant H<sub>2</sub> pressure methods (SBIR – Phase 2)



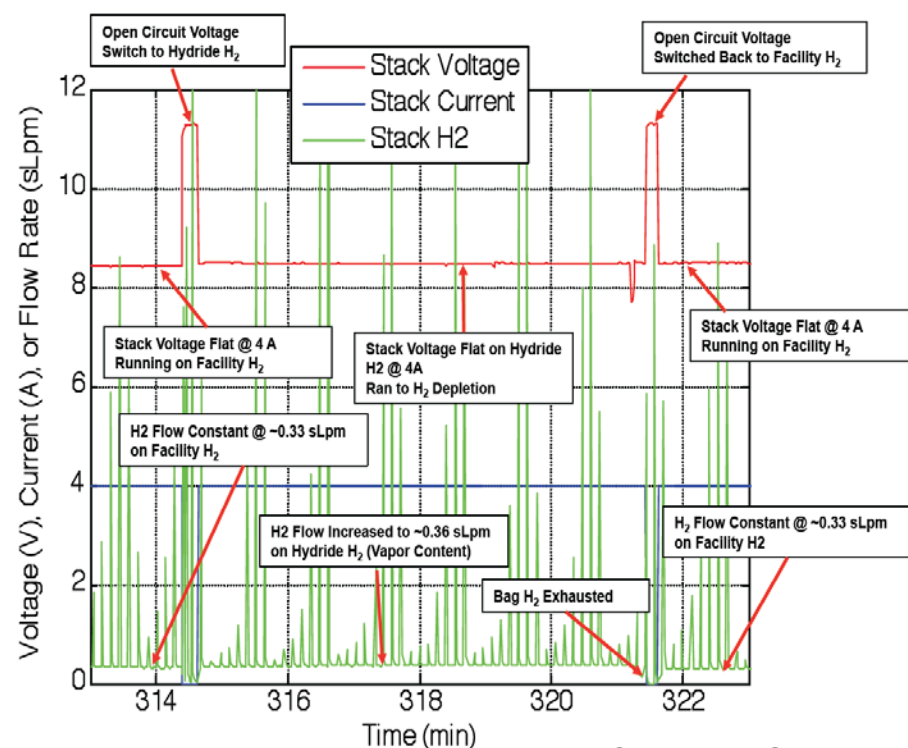
HHC (ST095)

## Portable Power Devices -

Demonstrated stable fuel cell operation with hydrogen released from CBN materials - Compound B:



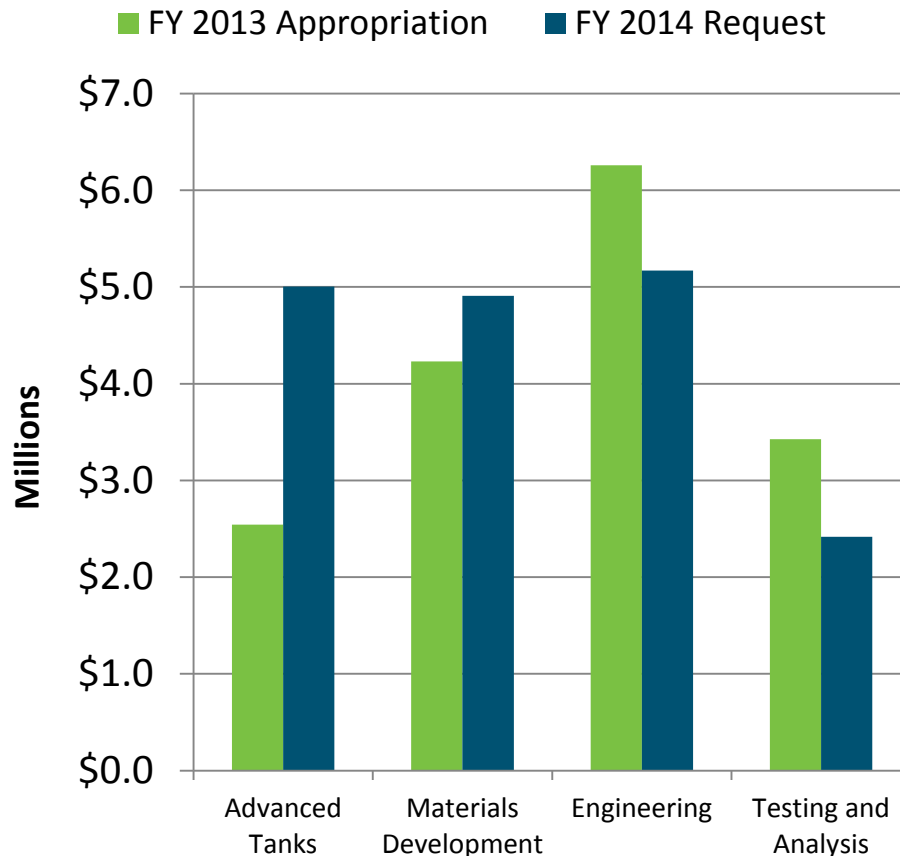
(23 minutes runtime on 33W, 4A Protonex fuel cell system)



U. Oregon (ST104)

**FY 2013 Appropriation = \$16.5M**

**FY 2014 Request = \$17.5M**



## EMPHASIS

- Systems approach through the Engineering CoE, in collaboration with independent materials development projects, to achieve light-duty vehicle targets
- Continued close coordination with Basic Energy Science in 2013 & 2014 and improve coordination with National Science Foundation, ARPA-e, and Energy Frontier Research Centers activities
- Focus on cost reduction for high pressure tanks
- Increased analysis efforts for low to high production volumes
- Increased emphasis on early market storage applications

FY14 funds subject to appropriations and FOA decisions.

## *Funding Opportunity Announcement for Research and Development Activities for Hydrogen Storage Technologies\**

New opportunities for applied research and development activities to advance hydrogen storage technologies. Applications sought for automotive and non-automotive applications.

- Reducing the Cost of Compressed Hydrogen Storage Systems
- Lower Cost Carbon Fiber Composites and Balance of Plant Components for Hydrogen Storage Systems
- Novel Materials Discovery for Hydrogen Storage

### **Tentative Schedule**

**May 14th, 2013:**

FOA Workshop

6:00PM – Crystal Gateway Marriott

**May 23, 2013**

Notice of Intent Issued

**June 2013:**

FOA Issued

**July 2013:**

Concept Papers Due

**September 2013:**

Final Applications Due

**1<sup>st</sup> Quarter FY14:**

Selections Announced

**\*Subject to FY14 appropriations**

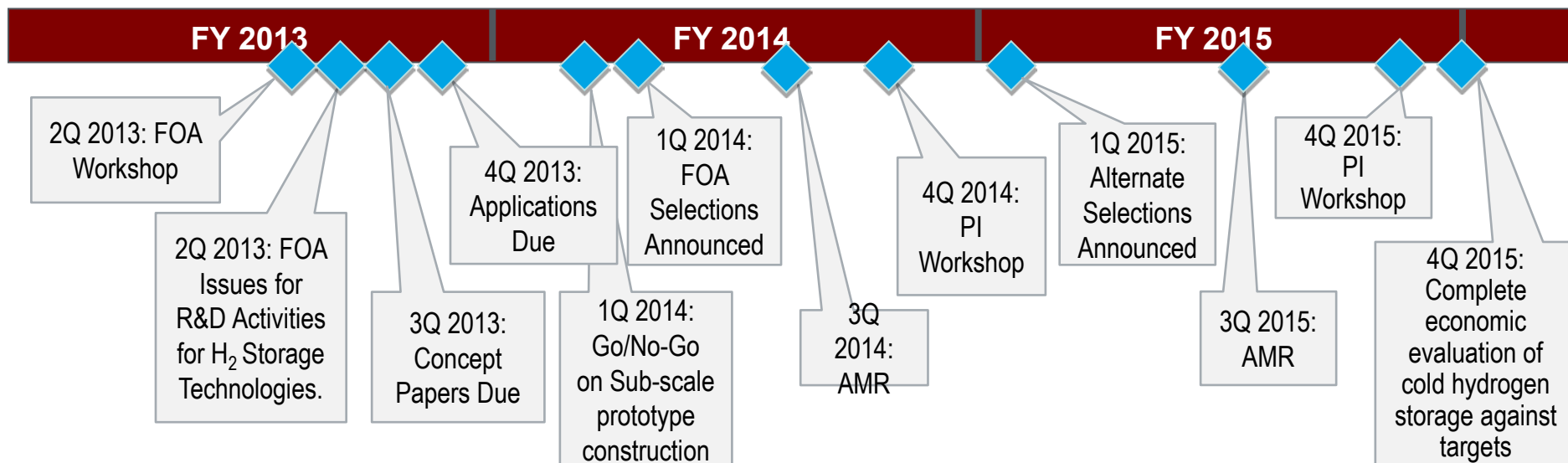
## *Key milestones and future plans*

### **Physical Storage**

- Projects underway to reduce the cost of carbon fiber precursors
- Initiated new efforts through SBIR and Funding Opportunity Announcement topics

### **Material-based Storage**

- Hydrogen Storage Engineering Center of Excellence is transitioning to Phase 3: System Prototyping to validate modeled projections and proving design concepts
- Continued to improve materials-based performance through independent projects
- Released performance targets for material handling equipment and portable power





## *The Hydrogen Storage Team*

**Ned Stetson - Team Lead**  
**202-586-9995**  
**ned.stetson@ee.doe.gov**

Grace Ordaz  
202-586-8350  
grace.ordaz@ee.doe.gov

Jesse Adams  
720-356-1421  
jesse.adams@go.doe.gov

Scott McWhorter  
On Assignment from SRNL  
202-586-7009  
christopher.mcwhorter@ee.doe.gov

Katie Randolph  
720-356-1759  
katie.randolph@go.doe.gov

Channing Ahn  
IPA from California Institute of Technology  
202-586-9490  
channing.ahn@ee.doe.gov

Kathleen O'Malley  
Support contractor  
202-586-4786  
kathleen.o'malley@ee.doe.gov

- This is a review, not a conference.
- Presentations will begin precisely at scheduled times.
- Talks will be 20 minutes and Q&A 10 minutes.
- Reviewers have priority for questions over the general audience.
- Reviewers should be seated in front of the room for convenient access by the microphone attendants during the Q&A.
- Please mute all cell phones and other portable devices.
- Photography and audio and video recording are not permitted.

- Deadline to submit your reviews is Friday, **May 24<sup>th</sup> at 5:00 pm EDT.**
- ORISE personnel are available on-site for assistance.
  - **Reviewer Lab Hours:**
    - Monday, 5:00 pm – 8:00 pm (Gateway ONLY)
    - Tuesday – Wednesday, 7:00 am – 8:00 pm (Gateway)
    - Thursday, 7:00 am – 6:00 pm (Gateway)
    - Tuesday – Thursday, 7:00 am – 6:00 pm (City)
  - **Reviewer Lab Locations:**
    - Crystal Gateway Hotel—*Rosslyn Room* (downstairs, on Lobby level)
    - Crystal City Hotel—*Roosevelt Boardroom* (next to Salon A)